

# DATA SHEET

**INDEX OF DATA SHEET**

<b>ITEM</b>	<b>SUBJECT</b>	<b>PAGE NO.</b>
1	<b>CD Ratio Bank Wise and District Wise</b>	<b>95-98</b>
2	<b>Priority Sector Lending, Agri Credit, DRI Scheme &amp; Weaker Section</b>	<b>99</b>
3	<b>Sector wise outstanding</b>	<b>100</b>
4	<b>Annual Credit Plan Bank Wise and District Wise</b>	<b>101-104</b>
5	<b>Section wise Annual Credit Plan Bank wise and District Wise</b>	<b>105-106</b>
6	<b>NPA &amp; WRITE OFF</b>	<b>107</b>
7	<b>Certificate Cases Bank Wise and District Wise</b>	<b>108-109</b>
8	<b>MSE Advance ACP Achievement</b>	<b>110</b>
9	<b>Micro Enterprises (Manufacturing + Service Advances )</b>	<b>111-112</b>
10	<b>Small Enterprises (Manufacturing + Service Advances )</b>	<b>113-114</b>
11	<b>Medium Enterprises (Manufacturing + Service Advances )</b>	<b>115-116</b>
12	<b>PSB Loans in 59minutes.com</b>	<b>117</b>
13	<b>Advances Granted Under CGTMSE Coverage</b>	<b>118</b>
14	<b>Small Road Transport Operator</b>	<b>119</b>
15	<b>Kisan Credit Card Bank wise and District Wise</b>	<b>120-121</b>
16	<b>KCC Outstanding and NPA</b>	<b>122</b>
17	<b>Crop Loan Outstanding to Small and Marginal Farmer</b>	<b>123</b>
18	<b>ATM in KCC</b>	<b>124</b>
19	<b>Dairy</b>	<b>125</b>
20	<b>Poultry</b>	<b>126</b>
21	<b>Fishery</b>	<b>127</b>
22	<b>Self Help Group (SHG)</b>	<b>128-131</b>
23	<b>DAY-NULM</b>	<b>132-144</b>
24	<b>Educatin Loan</b>	<b>145</b>
25	<b>Education Loan Outstanding and NPA</b>	<b>146</b>
26	<b>Pradhan Mantri Mudra Yojna</b>	<b>147-150</b>
27	<b>Pradhan Mantri Jan Dhan Yojna</b>	<b>151</b>
28	<b>Stand up India</b>	<b>151(A)</b>
29	<b>PMEGP</b>	<b>152-152(A)</b>
30	<b>Pradhan Mantri Social Security Schemes Status</b>	<b>153</b>

**INDEX OF DATA SHEET**

<b>ITEM</b>	<b>SUBJECT</b>	<b>PAGE NO.</b>
31	<b>Banking Outlets</b>	<b>154-155</b>
32	<b>Banking Facility Bank Wise and District Wise</b>	<b>156-159</b>
33	<b>Banking Correspondents</b>	<b>160-161</b>
34	<b>Mobile Banking &amp; Internet Banking</b>	<b>162</b>
35	<b>MOBILE / AADHAAR Seeding</b>	<b>163</b>
36	<b>Farm Credit</b>	<b>164</b>
37	<b>Agriculture Infrastructure</b>	<b>165</b>
38	<b>Ancillary Activities</b>	<b>166</b>
39	<b>Farm Mechanisation</b>	<b>167</b>
40	<b>Storage Facility</b>	<b>168</b>
41	<b>Food and Agro Processing</b>	<b>169</b>
42	<b>Agri Term Loan</b>	<b>170</b>
43	<b>Joint Liability Group (JLG)</b>	<b>171</b>
44	<b>Social Infrastructure</b>	<b>172</b>
45	<b>Renewable Energy</b>	<b>173</b>
46	<b>Housing Loan</b>	<b>174</b>
47	<b>CLSS</b>	<b>175</b>
48	<b>Housing Loan Outstanding and NPA</b>	<b>176</b>
49	<b>RSETI</b>	<b>177</b>
50	<b>Financial Literacy Initiatives</b>	<b>178-195</b>
51	<b>Lead Bank Report I, II, III</b>	<b>196-210</b>

**STATE LEVEL BANKERS' COMMITTEE BIHAR, PATNA**

(CONVENOR- STATE BANK OF INDIA)

FY :2019-20

**REPORT ON BANKWISE DEPOSITS , ADVANCES & C:D RATIO As On : 30.06.2019**

(Rs.in Lakh)

SL. NO	BANK NAME	NO. OF BRANCHES	DEPOSITS	ADVANCES (INCL O/S Bihar)	C:D Ratio
	<b>LEAD BANKS</b>				
1	STATE BANK OF INDIA	960	10524549	3492483	33.18
2	CENTRAL BANK OF INDIA	439	2235581	671355	30.03
3	PUNJAB NATIONAL BANK	575	4034349	1214244	30.10
4	CANARA BANK	247	1905987	1051605	55.17
5	UCO BANK	229	972200	549463	56.52
6	BANK OF BARODA	324	1331665	586138	44.02
7	UNION BANK OF INDIA	159	857488	251512	29.33
	<b>OTHER BANKS</b>				
8	BANK OF INDIA	345	1710143	529560	30.97
9	ALLAHABAD BANK	243	1363448	553201	40.57
10	ANDHRA BANK	47	105252	60705	57.68
11	BANK OF MAHARSHTRA	13	45934	24629	53.62
12	CORPORATION BANK	43	160132	65280	40.77
13	INDIAN BANK	66	267128	77202	28.90
14	INDIAN OVERSEAS BANK	60	340988	123711	36.28
15	ORIENTAL BANK OF COM	52	188673	88155	46.72
16	PUNJAB AND SIND BANK	16	39901	16058	40.24
17	SYNDICATE BANK	66	200249	64953	32.44
18	UNITED BANK OF INDIA	92	306821	147760	48.16
	<b>Total Public Sector Bank</b>	<b>3976</b>	<b>26590488</b>	<b>9568014</b>	<b>35.98</b>
	<b>PRIVATE BANKS</b>				
19	IDBI	70	458720	215736	47.03
20	ICICI BANK	99	1071244	776426	72.48
21	FEDERAL BANK	8	42223	8707	20.62
22	JAMMU KASHMIR BANK	1	9035	10284	113.82
23	SOUTH INDIAN BANK	1	25528	1224	4.79
24	AXIS BANK	123	706355	347973	49.26
25	HDFC BANK	132	903608	652572	72.22
26	INDUSIND BANK	36	87844	359185	408.89
27	KARNATAKA BANK	1	2383	566	23.75
28	KOTAK MAHINDRA	20	95304	34334	36.03
29	YES BANK	3	44402	13129	29.57
30	BANDHAN BANK	454	208416	402900	193.32
31	DEVELOPMENT CREDIT BANK	0	0	0	0.00
	<b>Total Private Sector Bank</b>	<b>948</b>	<b>3655062</b>	<b>2823036</b>	<b>77.24</b>
	<b>Total COMM. BANKS</b>	<b>4924</b>	<b>30245550</b>	<b>12391050</b>	<b>40.97</b>
	<b>CO-OPERATIVE BANKS</b>				
32	STATE CO-OP. BANK	286	391971	287065	73.24
	<b>Total Cooperative Bank</b>	<b>286</b>	<b>391971</b>	<b>287065</b>	<b>73.24</b>
	<b>REGIONAL RURAL BANKS</b>				
33	DAKSHIN BIHAR GRAMIN BANK	1078	1788084	961006	53.75
34	UTTAR BIHAR GRAMIN BANK	1032	1496497	823845	55.05
	<b>Total Region Rural Bank</b>	<b>2110</b>	<b>3284581</b>	<b>1784851</b>	<b>54.34</b>
	<b>SMALL FINANCE BANK</b>				
35	JANA SFB	19	18651	19232	103.12
36	UTKARSH SFB	122	28040	216288	771.36
37	UJJIVAN SFB	32	9931	66116	665.75
	<b>Total Small Financial Bank</b>	<b>173</b>	<b>56622</b>	<b>301636</b>	<b>532.72</b>
	<b>TOTAL FOR BIHAR</b>	<b>7493</b>	<b>33978724</b>	<b>14764602</b>	<b>43.45</b>

STATE LEVEL BANKERS' COMMITTEE BIHAR, PATNA						
(CONVENOR- STATE BANK OF INDIA)				FY: 2019-20		
DEPOSIT, ADVANCES AND CD RATIO - DISTRICT WISE AS ON : 30.06.2019						
(Rs. in Lakh)						
SL. NO	DISTRICT NAME	NO. OF BRANCHES	DEPOSITS	ADVANCES	C:D Rat	Name of DISTRICT
1	Araria	147	382770	214747	56.10%	Araria
2	Arwal	58	141912	47007	33.12%	Arwal
3	Aurangabad	180	657131	310174	47.20%	Aurangabad
4	Banka	114	306873	149700	48.78%	Banka
5	Begusarai	223	795406	433630	54.52%	Begusarai
6	Bhagalpur	271	1250285	464742	37.17%	Bhagalpur
7	Bhojpur	229	973452	277004	28.46%	Bhojpur
8	Buxar	153	507075	216411	42.68%	Buxar
9	Darbhanga	242	990957	338087	34.12%	Darbhanga
10	East Champaran	272	846795	432828	51.11%	East Champaran
11	Gaya	301	1410509	536092	38.01%	Gaya
12	Gopalganj	182	666922	233265	34.98%	Gopalganj
13	Jamui	113	337986	162055	47.95%	Jamui
14	Jehanabad	94	287846	95725	33.26%	Jehanabad
15	Kaimur	121	303056	181105	59.76%	Kaimur
16	Katihar	176	518698	250395	48.27%	Katihar
17	Khagaria	116	279946	167304	59.76%	Khagaria
18	Kishanganj	105	271382	165892	61.13%	Kishanganj
19	Lakhisarai	76	264978	102254	38.59%	Lakhisarai
20	Madhepura	110	284942	140034	49.14%	Madhepura
21	Madhubani	275	744397	254236	34.15%	Madhubani
22	Munger	130	605115	180994	29.91%	Munger
23	Muzaffarpur	378	1548900	770467	49.74%	Muzaffarpur
24	Nalanda	247	861961	297764	34.54%	Nalanda
25	Nawada	135	438933	172552	39.31%	Nawada
26	Patna	914	11067476	4063429	36.72%	Patna
27	Purnea	214	570802	424076	74.29%	Purnea
28	Rohtas	224	797010	372351	46.72%	Rohtas
29	Saharsa	98	347142	159101	45.83%	Saharsa
30	Samastipur	283	873917	421827	48.27%	Samastipur
31	Saran	252	1159066	318806	27.51%	Saran
32	Sheikhpura	62	158669	69410	43.75%	Sheikhpura
33	Sheohar	45	80567	43909	54.50%	Sheohar
34	Sitamarhi	165	525621	208699	39.71%	Sitamarhi
35	Siwan	233	1014876	338174	33.32%	Siwan
36	Supaul	120	307571	158714	51.60%	Supaul
37	Vaishali	235	852726	403930	47.37%	Vaishali
38	West Champaran	200	545054	300590	55.15%	West Champaran
<b>TOTAL FOR BIHAR</b>		<b>7493</b>	<b>33978724</b>	<b>13877480</b>	<b>40.84%</b>	
<b>ADVANCES GRANTED TO UNITS FUNCTIONAL IN BIHAR BY BRANCHES OPERATING OUTSIDE THE STATE</b>						
1	STATE BANK OF INDIA			775714		
2	PUNJAB NATIONAL BANK			41308		
3	ALLAHABAD BANK			3324		
4	BANK OF MAHARSHTRA			0		
5	CORPORATION BANK			0		
6	INDIAN OVERSEAS BANK			2851		
7	IDBI			44831		
8	FEDERAL BANK			0		
9	AXIS BANK			19094		
10	<b>TOTAL ADVANCE GRANTED FROM OUTSIDE STATE</b>			<b>887122</b>		
<b>TOTAL FOR BIHAR</b>		<b>7493</b>	<b>33978724</b>	<b>14764602</b>	<b>43.45%</b>	<b>TOTAL FOR BIHAR</b>

**STATE LEVEL BANKERS' COMMITTEE BIHAR, PATNA**

(CONVENOR- STATE BANK OF INDIA)

FY : 2019-20

**BANK WISE PERFORMANCE : CD RATIO AS ON : 30.06.2019**

Sl	BANK NAME	RURAL			SEMI URBAN			URBAN			TOTAL			O/S Bihar	TOTAL ADV INCL O/S Bihar	CD RATIO	INVESTMENT	C:D Ratio
		DEPOSIT	ADVANCE	C:D Rt	DEPOSIT	ADVANCE	C:D Rt	DEPOSIT	ADVANCE	C:D Rt	DEPOSIT	ADVANCE	C:D Rt					
	<b>LEAD BANKS</b>																	
1	STATE BANK OF INDIA	1536664	424809	27.64	3149460	908484	28.85	5838425	1383476	23.70	10524549	2716769	25.81	3492483	33.18	555100	38.46	
2	CENTRAL BANK OF INDIA	665664	263189	39.54	707697	225229	31.44	862220	185637	21.53	2235581	671355	30.03	671355	30.03	0	30.03	
3	PUNJAB NATIONAL BANK	1275661	474805	37.22	964613	250422	25.96	1794075	447709	24.95	4034349	1172936	29.07	1214244	30.10	79	30.10	
4	CANARA BANK	181788	116238	63.94	303615	152235	50.14	1420584	783132	55.13	1905987	1051605	55.17	1051605	55.17	0	55.17	
5	UCO BANK	408545	237544	58.14	215485	142884	66.31	348170	169035	48.55	972200	549463	56.82	549463	56.82	0	56.82	
6	UNION BANK OF BARODA	195405	75245	38.51	33573	123767	37.10	802687	387126	48.23	1331665	586138	44.02	586138	44.02	0	44.02	
7	BANK OF INDIA	115827	43464	37.52	201987	71468	35.38	539674	136580	25.31	857488	251512	29.33	251512	29.33	0	29.33	
	<b>OTHER BANKS</b>																	
8	BANK OF INDIA	527691	165044	31.28	471963	144207	30.55	710489	220309	31.01	1710143	529560	30.97	529560	30.97	0	30.97	
9	ALLAHABAD BANK	282916	186959	66.08	269008	109975	40.88	811524	252943	31.17	1363448	549877	40.33	553201	40.57	0	40.57	
10	ANDHRA BANK	15352	4289	27.94	18551	11591	62.48	71349	44825	62.82	105252	60705	57.68	60705	57.68	0	57.68	
11	BANK OF MAHARASHTRA	0	0	0.00	4310	2362	54.80	41624	22267	53.50	45934	24629	53.62	24629	53.62	0	53.62	
12	CORPORATION BANK	40506	11977	29.57	33938	9844	29.01	85688	43459	50.72	160132	65280	40.77	65280	40.77	0	40.77	
13	INDIAN BANK	51385	15738	30.63	50065	22725	45.39	165678	38739	23.38	267128	77202	28.90	77202	28.90	0	28.90	
14	INDIAN OVERSEAS BANK	27753	5423	19.54	74317	45794	61.62	238918	69643	29.15	340988	120860	35.44	123711	36.28	0	36.28	
15	ORIENTAL BANK OF COM	18811	6799	36.14	49189	25318	51.47	120673	56038	46.44	188673	88155	46.72	88155	46.72	0	46.72	
16	PUNJAB AND SIND BANK	0	0	0.00	1046	1351	129.16	38855	14707	37.85	39901	16058	40.24	16058	40.24	0	40.24	
17	SYNDICATE BANK	24809	11156	44.97	29916	12840	42.92	145524	40957	28.14	200249	64953	32.44	64953	32.44	0	32.44	
18	UNITED BANK OF INDIA	73930	30489	41.24	58888	25677	43.60	174003	91594	52.64	306821	147760	48.16	147760	48.16	0	48.16	
	Total Public Sector Bank	5442707	2073168	38.09	6937621	2283473	32.91	14210160	4388176	30.88	26590488	8744817	32.89	9568014	35.98	555179	38.07	
	<b>PRIVATE BANKS</b>																	
19	IDBI	47182	17578	37.26	88471	28677	32.41	323067	124650	38.58	458720	170905	37.26	215736	47.03	0	47.03	
20	ICICI BANK	49934	45327	90.77	214415	168060	78.38	806895	563039	69.78	1071244	776426	72.48	776426	72.48	0	72.48	
21	FEDERAL BANK	0	0	0.00	14153	3831	27.07	28070	4876	17.37	42223	8707	20.62	8707	20.62	0	20.62	
22	JAMMU KASHMIR BANK	0	0	0.00	0	0	0.00	9035	10284	113.82	9035	10284	113.82	10284	113.82	0	113.82	
23	SOUTH INDIAN BANK	0	0	0.00	0	0	0.00	25528	1224	4.79	25528	1224	4.79	1224	4.79	0	4.79	
24	AXIS BANK	15487	6477	41.82	99711	41633	41.75	591157	280769	47.49	706355	328879	46.56	347973	49.26	0	49.26	
25	HDFC BANK	2883	2361	81.89	141964	158430	111.60	758761	491781	64.81	903608	652572	72.22	652572	72.22	0	72.22	
26	INDUSIND BANK	3750	216712	5778.99	4897	1734	35.41	79197	140739	177.71	87844	359185	408.89	359185	408.89	0	408.89	
27	KARNATAKA BANK	0	0	0.00	0	0	0.00	2383	566	23.75	2383	566	23.75	566	23.75	0	23.75	
28	KOTAK MAHINDRA	5668	13	0.23	13571	9902	72.96	76065	24419	32.10	95304	34334	36.03	34334	36.03	0	36.03	
29	YES BANK	0	0	0.00	0	0	0.00	44402	13129	29.57	44402	13129	29.57	13129	29.57	0	29.57	
30	BANDHAN BANK	33072	103254	312.21	50908	148119	290.95	124436	151527	121.77	208416	402900	193.32	402900	193.32	0	193.32	
31	DEVELOPMENT CREDIT BANK	0	0	0.00	0	0	0.00	0	0	0.00	0	0	0.00	0	0.00	0	0.00	
	Total Private Sector Bank	157976	391722	247.96	628090	560386	89.22	2868996	1807003	62.98	3655062	2759111	75.49	2823036	77.24	0	77.24	
	Total COMM. BANKS	5600683	2464890	44.01	7565711	2843859	37.59	17079156	6195179	36.27	30245550	11503928	38.04	887122	12391050	40.97	555179	42.80
	<b>CO-OPERATIVE BANKS</b>																	
32	STATE CO-OP. BANK	175086	119179	68.07	127189	90472	71.13	89696	77414	86.31	391971	287065	73.24	287065	73.24	501	73.36	
	Total Cooperative Bank	175086	119179	68.07	127189	90472	71.13	89696	77414	86.31	391971	287065	73.24	287065	73.24	501	73.36	
	<b>REGIONAL RURAL BANKS</b>																	
33	DAKSHIN BIHAR GRAMIN BAN	1057372	657389	62.17	455119	236223	51.90	275593	67394	24.45	1788084	961006	53.75	961006	53.75	0	53.75	
34	UTTAR BIHAR GRAMIN BANK	1077477	638476	59.26	250663	119457	47.66	168357	65912	39.15	1496497	823845	55.05	823845	55.05	0	55.05	
	Total Region Rural Bank	2134849	1295865	60.70	705782	355680	50.40	443950	133306	30.03	3284581	1784851	54.34	1784851	54.34	0	54.34	
	<b>SMALL FINANCE BANK</b>																	
35	Jana Bank	1	0	0.00	0	0	0.00	18650	19232	103.12	18651	19232	103.12	19232	103.12	0	103.12	
36	UTKARSH SFB	337	99972	29665.28	4144	55359	1335.88	23559	60957	258.74	28040	216288	771.36	216288	771.36	0	771.36	
37	UJIVAN SFB	292	520	178.08	3663	25366	692.49	5976	40230	673.19	9931	66116	665.75	66116	665.75	0	665.75	
	Total Small Financial Bank	630	100492	15951.11	7807	80725	1034.01	48185	120419	249.91	56622	301636	532.72	301636	532.72	0	532.72	
	TOTAL FOR BIHAR	7911248	3980426	50.31	8406489	3370736	40.10	17660987	6526318	36.95	33978724	13877480	40.84	887122	14764602	43.45	555680	45.09

STATE LEVEL BANKERS' COMMITTEE BIHAR, PATNA  
(CONVENOR- STATE BANK OF INDIA)  
BANKWISE DEPOSIT, CREDIT, CD RATIO AND MARKET SHARE  
FY :2019-20

SL. NO	BANK NAME	30.06.2017						30.06.2018						30.06.2019					
		DEPOSITS	ADVANCES	C:D Rat	M.SHARE (DEPOSIT)	M.SHARE (ADVANCES)		DEPOSITS	ADVANCES	C:D Rat	M.SHARE (DEPOSIT)	M.SHARE (ADVANCES)		DEPOSITS	ADVANCES	C:D Rat	M.SHARE (DEPOSIT)	M.SHARE (ADVANCES)	
	LEAD BANKS																		
1	STATE BANK OF INDIA	8993374	2752833	30.61%	32.02%	24.79%	9780448	2958645	30.25%	31.53%	23.23%	10524549	3492483	33.18%	30.97%	23.65%			
2	CENTRAL BANK OF INDIA	1793925	612588	34.15%	6.39%	5.52%	633787	633787	28.74%	7.11%	4.98%	2233581	671355	30.03%	6.58%	4.55%			
3	PUNJAB NATIONAL BANK	2906637	977834	33.64%	10.35%	8.81%	344266	1140266	33.12%	11.10%	8.95%	4034349	1214244	30.10%	11.87%	8.22%			
4	CANARA BANK	1612026	668226	40.09%	5.74%	5.82%	1457328	709843	48.17%	4.70%	5.57%	1905987	1051605	55.17%	5.61%	7.12%			
5	UCO BANK	830967	352239	42.39%	2.96%	3.17%	968485	431102	44.51%	3.12%	3.39%	972200	549463	56.52%	2.86%	3.72%			
6	BANK OF BARODA	907415	364928	40.22%	3.23%	3.29%	931397	374431	40.20%	3.00%	2.94%	1331665	586138	44.02%	3.97%	3.97%			
7	UNION BANK OF INDIA OTHERS BANKS	693862	314873	45.38%	2.47%	2.84%	709691	257714	36.31%	2.29%	2.02%	857488	251512	29.33%	2.52%	1.70%			
8	BANK OF INDIA	2137476	860433	40.25%	7.61%	7.75%	2241783	894732	39.91%	7.23%	7.03%	1710143	529560	30.97%	5.03%	3.59%			
9	ALLAHABAD BANK	1281501	471313	36.78%	4.56%	4.25%	1346685	553499	41.10%	4.34%	4.35%	1363448	553201	40.57%	4.01%	3.75%			
10	ANDHRA BANK	109799	67001	61.02%	0.39%	0.60%	120640	38651	32.04%	0.39%	0.30%	105252	60705	57.68%	0.41%	0.17%			
11	BANK OF MAHARASHTRA	27441	16910	61.62%	0.10%	0.15%	46121	28051	60.82%	0.15%	0.22%	45934	24629	53.62%	0.14%	0.44%			
12	CORPORATION BANK	144871	124137	85.69%	0.52%	1.12%	139022	88441	63.62%	0.45%	0.69%	160132	65280	40.77%	0.47%	0.00%			
13	e-DENA BANK	74835	30053	40.16%	0.27%	0.27%	84139	32838	39.03%	0.27%	0.26%	267128	77202	28.90%	0.79%	0.52%			
14	INDIAN BANK	232605	135860	58.41%	0.83%	1.22%	235969	75280	31.90%	0.76%	0.59%	340988	123711	36.28%	1.00%	0.84%			
15	INDIAN OVERSEAS BANK	226896	182770	56.53%	0.81%	1.16%	283520	108165	38.15%	0.91%	0.85%	340988	123711	36.28%	1.00%	0.84%			
16	ORIENTAL BANK OF COM	160713	77299	48.10%	0.70%	0.70%	169770	72035	42.43%	0.55%	0.57%	188673	88155	46.72%	0.56%	0.60%			
17	PUNJAB AND SIND BANK	109893	10937	9.95%	0.39%	0.10%	44998	14038	31.20%	0.15%	0.11%	39901	16058	40.24%	0.12%	0.11%			
18	SYNDICATE BANK	170579	55984	32.82%	0.61%	0.50%	182081	62054	34.08%	0.59%	0.49%	200249	64953	32.44%	0.59%	0.44%			
19	UNITED BANK OF INDIA	283094	133741	47.24%	1.01%	1.20%	286609	141859	49.50%	0.92%	1.11%	306821	147760	48.16%	0.90%	1.00%			
20	e-VIJAYA BANK	66195	35211	53.19%	0.24%	0.32%	57773	5944%	59.44%	0.31%	0.45%	0	0	---	0.00%	0.00%			
	PUBLIC BANKS TOTAL	22764104	8168670	35.88%	81.06%	73.57%	24773954	8673204	35.01%	79.86%	68.11%	26590488	9568014	35.98%	78.26%	64.80%			
	PRIVATE BANKS																		
21	IDBI	446298	157243	35.23%	1.59%	1.42%	418876	171591	40.96%	1.35%	1.35%	458720	215736	47.03%	1.35%	1.46%			
22	ICICI BANK	410508	306021	74.55%	1.46%	2.76%	891521	537008	60.24%	2.87%	4.22%	1071244	776426	72.48%	3.15%	5.26%			
23	FEDERAL BANK	30566	13738	44.95%	0.11%	0.12%	36181	15076	41.67%	0.12%	0.12%	42223	8707	20.62%	0.12%	0.06%			
24	JAMMU KASHMIR BANK	7850	3909	49.80%	0.03%	0.04%	0	0	---	0.00%	0.00%	9035	10284	113.82%	0.03%	0.07%			
25	SOUTH INDIAN BANK	20694	791	3.82%	0.07%	0.01%	22481	1109	4.93%	0.07%	0.01%	25528	1224	4.79%	0.08%	0.01%			
26	AXIS BANK	420950	207857	49.38%	1.50%	1.87%	543505	259716	47.79%	1.75%	2.04%	706355	347973	49.26%	2.08%	2.36%			
27	HDFC BANK	637630	333573	52.31%	2.27%	3.00%	639788	482422	75.40%	2.06%	3.79%	903608	652572	72.22%	2.66%	4.42%			
28	INDUSIND BANK	59035	99180	168.00%	0.21%	0.89%	64836	133231	205.49%	0.21%	1.05%	87844	359185	408.89%	0.26%	2.43%			
29	KARNATAKA BANK	2374	597	25.15%	0.01%	0.01%	2275	399	17.54%	0.01%	0.00%	2383	566	23.75%	0.01%	0.00%			
30	KOTAK MAHINDRA	41989	25143	59.88%	0.15%	0.23%	0	0	---	0.00%	0.00%	95304	34334	36.03%	0.28%	0.23%			
31	YES BANK	28085	5903	21.02%	0.10%	0.05%	38838	4025	10.36%	0.13%	0.09%	44402	13129	29.57%	0.13%	0.09%			
32	BANDHAN BANK	113253	241758	213.47%	0.40%	2.18%	146354	315729	215.73%	0.47%	2.48%	208416	402900	193.32%	0.61%	2.73%			
33	DEVELOPMENT CREDIT BANK	0	0	---	0.00%	0.00%	0	0	---	0.00%	0.00%	0	0	---	0.00%	0.00%			
	PRIVATE BANKS TOTAL	2219232	1395713	62.89%	7.90%	12.57%	2804655	1920306	68.47%	9.04%	15.08%	3655062	2823036	77.24%	10.76%	19.12%			
	TOTAL COMMERCIAL BANKS	24983336	9564383	38.28%	88.96%	86.15%	27578609	10593510	38.41%	88.91%	83.19%	30245550	12391050	40.97%	89.01%	83.92%			
	CO-OPERATIVE BANKS																		
34	STATE CO-OP. BANK	264914	86829	32.78%	0.94%	0.78%	378892	330247	87.16%	1.22%	2.59%	391971	287065	73.24%	1.15%	1.94%			
	TOTAL CO-OPERATIVE BANK	264914	86829	32.78%	0.94%	0.78%	378892	330247	87.16%	1.22%	2.59%	391971	287065	73.24%	1.15%	1.94%			
	REGIONAL BANKS																		
35	e-MBGB/DRGB	1017699	417907	41.06%	3.62%	3.76%	1077710	522083	48.44%	3.47%	4.10%	1788084	961006	53.75%	5.26%	6.51%			
36	e-BIHAR GRAMIN BANK	468373	327121	69.84%	1.67%	2.95%	533741	357551	66.99%	1.72%	2.81%	0	0	---	0.00%	0.00%			
37	UTTAR BIHAR GRAMIN BANK	1350113	706356	52.32%	4.81%	6.36%	1428892	757000	52.98%	4.61%	5.94%	1496497	823845	55.05%	4.40%	5.58%			
	TOTAL OF R.R.Bs	2836185	1451384	51.17%	10.10%	13.07%	3040343	1636634	53.83%	9.80%	12.85%	3284581	1784851	54.34%	9.67%	12.09%			
	SMALL FINANCE BANK																		
38	Jana Bank	0	0	---	0.00%	0.00%	0	0	---	0.00%	0.00%	18651	19232	103.12%	0.05%	0.13%			
39	UTKARSH SFB	0	0	---	0.00%	0.00%	20363	138856	681.90%	0.07%	1.09%	28040	216288	771.36%	0.08%	1.46%			
40	UJUVAN/SFB	0	0	---	0.00%	0.00%	1587	35261	2221.87%	0.01%	0.28%	9931	66116	665.75%	0.03%	0.45%			
	TOTAL SMALL FINANCE BANK	0	0	---	0.00%	0.00%	21950	174117	793.24%	0.07%	1.37%	56622	301636	532.72%	0.17%	2.04%			
	TOTAL FOR BIHAR	28084435	11102596	39.53%	100.00%	100.00%	31019794	12734508	41.05%	100.00%	100.00%	33978724	14764602	43.45%	100.00%	100.00%			

STATE LEVEL BANKERS' COMMITTEE BIHAR, PATNA												
(CONVENOR- STATE BANK OF INDIA)										FY : 2019-20		
OUTSTANDING AS ON 30.06.2019										(Rs. In Lacs)		
SL. NO.	BANK NAME	TOTAL ADVANCES	PRIO SEC. ADV	% OF P S ADV	DRI ADVANCES	% OF DRI ADV	WEAKER SECTION ADV	% OF WEAK SEC ADV	HOUSING LOAN	% OF H/L	EDUCATION LOAN	% OF E/L
LEAD BANKS												
1	STATE BANK OF INDIA	2716769	1258255	46.31	0	0.00	4121	0.15	479363	17.64	90300	3.32
2	CENTRAL BANK OF INDIA	671355	569201	84.78	555	0.08	251312	37.43	43047	6.41	28607	4.26
3	PUNJAB NATIONAL BANK	1172936	817142	69.67	187	0.02	337644	28.79	42984	3.66	60164	5.13
4	CANARA BANK	1051605	428873	40.78	48722	4.63	58169	5.53	235588	22.40	22403	2.13
5	UCO BANK	549463	490931	89.35	2340	0.43	123315	22.44	52081	9.48	13608	2.48
6	BANK OF BARODA	586138	470400	80.25	3505	0.60	70306	11.99	89140	15.21	11768	2.01
7	UNION BANK OF INDIA	251512	196147	77.99	0	0.00	91473	36.37	30206	12.01	10135	4.03
OTHER BANKS												
8	BANK OF INDIA	529560	398316	75.22	0	0.00	119717	22.61	103479	19.54	19687	3.72
9	ALLAHABAD BANK	549877	490102	89.13	0	0.00	0	0	64305	11.69	60750	11.05
10	ANDHRA BANK	60705	44974	74.09	1	0.00	2254	3.71	9358	15.42	299	0.49
11	BANK OF MAHARSHTRA	24629	21592	87.67	12	0.05	487	1.98	6810	27.65	1491	6.05
12	CORPORATION BANK	65280	53523	81.99	8	0.01	5	0.01	19840	30.39	1488	2.28
13	INDIAN BANK	77202	53647	69.49	750	0.97	6605	8.56	19127	24.78	1805	2.34
14	INDIAN OVERSEAS BANK	120860	108972	90.16	0	0.00	0	0	13468	11.14	2130	1.76
15	ORIENTAL BANK OF COM	88155	58469	66.33	3	0.00	29176	33.1	7178	8.14	2992	3.39
16	PUNJAB AND SIND BANK	16058	10599	66.00	0	0.00	0	0	4502	28.04	952	5.93
17	SYNDICATE BANK	64953	45724	70.40	26	0.04	8115	12.49	9808	15.10	3140	4.83
18	UNITED BANK OF INDIA	147760	102072	69.08	0	0.00	0	0	28277	19.14	3805	2.58
Total Public Sector Bank		8744817	5618939	64.25	56109	0.64	1102699	12.61	1258561	14.39	335524	3.84
PRIVATE BANKS												
19	IDBI	170905	157030	91.88	3	0.00	60887	35.63	29135	17.05	2131	1.25
20	ICICI BANK	776426	209965	27.04	0	0.00	56346	7.26	51888	6.68	2300	0.30
21	FEDERAL BANK	8707	4379	50.29	0	0.00	0	0	1005	11.54	51	0.59
22	JAMMU KASHMIR BANK	10284	1319	12.83	1	0.01	0	0	390	3.79	23	0.22
23	SOUTH INDIAN BANK	1224	510	41.67	0	0.00	0	0	120	9.80	20	1.63
24	AXIS BANK	328879	189347	57.57	0	0.00	80977	24.62	10752	3.27	939	0.29
25	HDFC BANK	652572	260357	39.90	0	0.00	94172	14.43	7187	1.10	1142	0.17
26	INDUSIND BANK	359185	104364	29.06	0	0.00	21244	5.91	0	0.00	0	0.00
27	KARNATAKA BANK	566	260	45.94	0	0.00	0	0	0	0.00	0	0.00
28	KOTAK MAHINDRA	34334	31294	91.15	0	0.00	26067	75.92	0	0.00	3	0.01
29	YES BANK	13129	6684	50.91	0	0.00	3544	26.99	11	0.08	0	0.00
30	BANDHAN BANK	402900	396267	98.35	0	0.00	0	0	886	0.22	0	0.00
31	DEVELOPMENT CREDIT BANK	0	0	0.00	0	0.00	0	0	0	0.00	0	0.00
Total Private Sector Bank		2759111	1361776	49.36	4	0.00	343237	12.44	101374	3.67	6609	0.24
Total COMM. BANKS		11503928	6980715	60.68	56113	0.49	1445936	12.57	1359935	11.82	342133	2.97
CO-OPERATIVE BANKS												
32	STATE CO-OP. BANK	287065	171158	59.62	0	0.00	0	0	119	0.04	0	0.00
Total Cooperative Bank		287065	171158	59.62	0	0.00	0	0	119	0.04	0	0.00
REGIONAL RURAL BANKS												
33	DAKSHIN BIHAR GRAMIN BANK	961006	941881	98.01	0	0.00	653172	67.97	29551	3.08	20108	2.09
34	UTTAR BIHAR GRAMIN BANK	823845	791499	96.07	225	0.03	637315	77.36	7131	0.87	14283	1.73
Total Region Rural Bank		1784851	1733380	97.12	225	0.01	1290487	72.3	36682	2.06	34391	1.93
SMALL FINANCE BANK												
35	Jana Bank	19232	19119	99.41	1920	9.98	19059	99.1	0	0.00	0	0.00
36	UTKARSH SFB	216288	215229	99.51	0	0.00	203512	94.09	1042	0.48	0	0.00
37	UJIVAN SFB	66116	60271	91.16	0	0.00	41458	62.7	2534	3.83	0	0.00
Total Small Financial Bank		301636	294619	97.67	1920	0.64	264029	87.53	3576	1.19	0	0.00
TOTAL FOR BIHAR		13877480	9179872	66.15	58258	0.42	3000452	21.62	1400312	10.09	376524	2.71



STATE LEVEL BANKERS' COMMITTEE BIHAR, PATNA												
(CONVENOR- STATE BANK OF INDIA)											FY :2019-20	
OUTSTANDING AS ON 30.06.2019											(Rs. in Lacs)	
SL. NO.	BANK NAME	TOTAL ADVANCES	PRIO SEC. ADV	% OF P S ADV	AGL ADV	% OF AGL ADV	MSME	% OF MSME ADV	OPS ADV	% OF OPS ADV	NPS ADV	% OF NPS ADV
LEAD BANKS												
1	STATE BANK OF INDIA	2716769	1258255	46.31	434485	15.99	496689	18.28	327081	12.04	1458514	53.69
2	CENTRAL BANK OF INDIA	671355	569201	84.78	338946	50.49	157867	23.51	72388	10.78	102154	15.22
3	PUNJAB NATIONAL BANK	1172936	817142	69.67	452644	38.59	262099	22.35	102399	8.73	355794	30.33
4	CANARA BANK	1051605	428873	40.78	212109	20.17	133130	12.66	83634	7.95	622732	59.22
5	UCO BANK	549463	490931	89.35	304941	55.50	128843	23.45	57147	10.40	58532	10.65
6	BANK OF BARODA	586138	470400	80.25	166177	28.35	205830	35.12	98393	16.79	115738	19.75
7	UNION BANK OF INDIA	251512	196147	77.99	85763	34.10	78151	31.07	32233	12.82	55365	22.01
OTHER BANKS												
8	BANK OF INDIA	529560	398316	75.22	143879	27.17	184176	34.78	70261	13.27	131244	24.78
9	ALLAHABAD BANK	549877	490102	89.13	214084	38.93	183097	33.30	92921	16.90	59775	10.87
10	ANDHRA BANK	60705	44974	74.09	3399	5.60	35742	58.88	5833	9.61	15731	25.91
11	BANK OF MAHARSHTRA	24629	21592	87.67	1712	6.95	11867	48.18	8013	32.53	3037	12.33
12	CORPORATION BANK	65280	53523	81.99	11520	17.65	28685	43.94	13318	20.40	11757	18.01
13	INDIAN BANK	77202	53647	69.49	10214	13.23	30834	39.94	12599	16.32	23555	30.51
14	INDIAN OVERSEAS BANK	120860	108972	90.16	16033	13.27	73405	60.74	19534	16.16	11888	9.84
15	ORIENTAL BANK OF COM	88155	58469	66.33	9904	11.23	38293	43.44	10272	11.65	29686	33.67
16	PUNJAB AND SIND BANK	16058	10599	66.00	394	2.45	7417	46.19	2788	17.36	5459	34.00
17	SYNDICATE BANK	64953	45724	70.40	10586	16.30	25192	38.78	9946	15.31	19229	29.60
18	UNITED BANK OF INDIA	147760	102072	69.08	33121	22.42	44422	30.06	24529	16.60	45688	30.92
	Total Public Sector Bank	8744817	5618939	64.25	2449911	28.02	2125739	24.31	1043289	11.93	3125878	35.75
PRIVATE BANKS												
19	IDBI	170905	157030	91.88	47329	27.69	84898	49.68	24803	14.51	13875	8.12
20	ICICI BANK	776426	209965	27.04	57516	7.41	141057	18.17	11392	1.47	566461	72.96
21	FEDERAL BANK	8707	4379	50.29	1047	12.02	2963	34.03	369	4.24	4328	49.71
22	JAMMU KASHMIR BANK	10284	1319	12.83	1	0.01	1181	11.48	137	1.33	8965	87.17
23	SOUTH INDIAN BANK	1224	510	41.67	0	0.00	470	38.40	40	3.27	714	58.33
24	AXIS BANK	328879	189347	57.57	37389	11.37	103233	31.39	48725	14.82	139532	42.43
25	HDFC BANK	652572	260357	39.90	120325	18.44	134805	20.66	5227	0.80	392215	60.10
26	INDUSIND BANK	359185	104364	29.06	28178	7.84	76186	21.21	0	0.00	254821	70.94
27	KARNATAKA BANK	566	260	45.94	0	0.00	0	0.00	260	45.94	306	54.06
28	KOTAK MAHINDRA	34334	31294	91.15	25280	73.63	6011	17.51	3	0.01	3040	8.85
29	YES BANK	13129	6684	50.91	3530	26.89	3143	23.94	11	0.08	6445	49.09
30	BANDHAN BANK	402900	396267	98.35	238667	59.24	155660	38.63	1940	0.48	6633	1.65
31	DEVELOPMENT CREDIT BANK	0	0	0.00	0	0.00	0	0.00	0	0.00	0	0.00
	Total Private Sector Bank	2759111	1361776	49.36	559262	20.27	709607	25.72	92907	3.37	1397335	50.64
	Total COMM. BANKS	11503928	6980715	60.68	3009173	26.16	2835346	24.65	1136196	9.88	4523213	39.32
CO-OPERATIVE BANKS												
32	STATE CO-OP. BANK	287065	171158	59.62	171158	59.52	0	0.00	0	0.00	115907	40.38
	Total Cooperative Bank	287065	171158	59.62	171158	59.62	0	0.00	0	0.00	115907	40.38
REGIONAL RURAL BANKS												
33	DAKSHIN BIHAR GRAMIN BANK	961006	941881	98.01	780454	81.21	105041	10.93	56386	5.87	19125	1.99
34	UTTAR BIHAR GRAMIN BANK	823845	791499	96.07	584333	70.93	186833	22.68	20333	2.47	32346	3.93
	Total Region Rural Bank	1784851	1733380	97.12	1364787	76.47	291874	16.35	76719	4.30	51471	2.88
SMALL FINANCE BANK												
35	Jana Bank	19232	19119	99.41	1265	6.58	328	1.71	17526	91.13	113	0.59
36	UTKARSH SFB	216288	215229	99.51	142924	66.08	71300	32.97	1005	0.46	1059	0.49
37	UJJIVAN SFB	66116	60271	91.16	41023	62.05	3118	4.72	16130	24.40	5845	8.84
	Total Small Financial Bank	301636	294619	97.67	185212	61.40	74746	24.78	34661	11.49	7017	2.33
	TOTAL FOR BIHAR	13877480	9179872	66.15	4730330	34.09	3201966	23.07	1247576	8.99	4697608	33.85

## STATE LEVEL BANKERS' COMMITTEE BIHAR, PATNA

(CONVENOR- STATE BANK OF INDIA)

FY. 2019-20

## BANK WISE PERFORMANCE : ANNUAL CREDIT PLAN AS ON : 30.06.2019

Sl	BANK NAME	AGRICULTURE			MSME			O P S			T P S			N P S			GRAND TOTAL		
		TARGET	ACHIE	%ACH	TARGET	ACHIE	%ACH	TARGET	ACHIE	%ACH	TARGET	ACHIE	%ACH	TARGET	ACHIE	%ACH	TARGET	ACHIE	%ACH
	LEAD BANKS																		
1	STATE BANK OF INDIA	702917	64234	9.14	416166	65171	15.66	234468	42743	18.23	1353551	172148	12.72	882373	157466	17.85	2235924	329614	14.74
2	CENTRAL BANK OF INDIA	257064	17763	6.91	182769	66446	36.36	113517	5053	4.45	553350	89262	16.13	547657	52439	9.58	1101007	141701	12.87
3	PUNJAB NATIONAL BANK	454860	45032	9.90	270990	114096	42.10	161970	4542	2.80	887820	163670	18.44	579384	200639	34.63	1467204	364309	24.83
4	CAWARA BANK	212688	39025	18.35	92549	19194	20.74	55674	8234	14.79	360911	66453	18.41	161869	75326	46.54	522780	141779	27.12
5	UCO BANK	238764	32942	13.80	78805	10268	13.03	45187	4392	9.72	362756	47602	13.12	208868	18543	8.96	569624	66145	11.61
6	BANK OF BARODA	309036	34580	11.19	146631	30942	21.10	80131	18160	22.66	535798	83682	15.62	204640	28795	14.07	740438	112477	15.19
7	UNION BANK OF INDIA	76674	342	0.45	47049	1774	3.77	39473	622	1.58	163196	2738	1.68	178859	14896	8.33	342055	17634	5.16
	OTHER BANKS																		
8	BANK OF INDIA	175846	21310	12.12	88460	22619	25.57	86583	2693	3.11	350889	46622	13.29	475090	40191	8.46	825979	86813	10.51
9	LALLAHABAD BANK	289703	31966	11.03	105312	24298	23.07	59723	11520	19.29	454738	67784	14.91	137244	27509	20.04	591982	95293	16.10
10	ANDHRA BANK	3325	360	10.83	19772	1267	6.41	11174	2806	25.11	34271	4433	12.94	36115	1411	3.91	70386	5844	8.30
11	BANK OF MAHARSHTRA	375	147	39.20	4701	1069	22.74	3593	1304	36.29	8669	2907	29.07	14031	2560	18.25	22700	5080	22.38
12	CORPORATION BANK	5334	122	2.29	2557	428	16.74	11151	542	4.86	19042	1092	5.73	64745	1156	1.79	83787	2248	2.68
13	INDIAN BANK	32031	360	1.12	21120	2036	9.64	15050	1026	6.82	68201	3422	5.02	65555	3876	5.91	133756	7298	5.46
14	INDIAN OVERSEAS BANK	39739	6560	16.51	30132	5344	17.74	16774	2674	15.94	86645	14578	16.82	40724	6791	16.68	127369	21369	16.78
15	ORIENTAL BANK OF COM	1519	249	16.39	16634	890	5.35	12941	196	1.51	31094	1335	4.29	69407	1015	1.46	100501	2350	2.34
16	PUNJAB AND SIND BANK	668	0	0.00	10228	6028	58.94	3181	3472	109.15	14077	9500	67.49	6728	1473	21.89	20805	10973	52.74
17	SYNDICATE BANK	20190	6705	33.21	18143	8608	47.45	15155	6472	42.71	53488	21785	40.73	67560	16943	25.08	121048	38728	31.99
18	UNITED BANK OF INDIA	46716	6985	14.95	29103	4346	14.93	22041	3363	15.26	97860	14694	15.02	124950	19115	15.30	222810	33809	15.17
	Total Public Sector Bank	2867449	308682	10.77	1581121	384824	24.34	987786	119814	12.13	5436356	813320	14.96	3863799	670144	17.34	9300155	1483464	15.95
	PRIVATE BANKS																		
19	IDBI	43925	7870	17.92	35181	7475	21.25	16919	3860	22.81	96025	19205	20.00	34861	1322	3.79	130886	20527	15.68
20	ICICI BANK	46786	9577	20.47	113232	71235	62.91	21397	831	3.88	181415	81643	45.00	116847	68665	58.76	298262	150308	50.39
21	FEDERAL BANK	1661	358	21.55	3853	3394	88.09	2128	38	1.79	7642	3790	49.59	7328	1617	22.07	14970	5407	36.12
22	JAMMU KASHMIR BANK	0	0	0.00	814	10	1.23	370	0	0.00	1184	10	0.84	1351	0	0.00	2535	41	1.62
23	SOUTH INDIAN BANK	0	0	0.00	864	470	54.40	370	40	10.81	1234	510	41.33	992	714	71.98	2226	1224	54.99
24	AXIS BANK	25865	1400	5.41	26438	7731	29.24	18764	11428	60.90	11067	20559	28.93	112637	13170	11.69	183704	33729	18.36
25	HDFC BANK	123004	19524	15.83	180890	30005	16.59	21547	159	0.74	325741	49688	15.25	416411	90926	21.84	742152	140614	18.95
26	INDUSIND BANK	33187	2576	7.76	113345	22714	20.04	4928	0	0.00	151460	25290	16.70	94862	8150	8.59	246322	33440	13.58
27	KARNATAKA BANK	0	0	0.00	268	31	11.57	370	5	1.35	638	36	5.64	1092	4	0.37	1730	40	2.31
28	KOTAK MAHINDRA	0	1171	0.00	3910	549	14.04	2468	0	0.00	6378	1720	26.97	18567	173	0.93	24945	1893	7.59
29	YES BANK	0	915	0.00	604	2430	402.32	742	0	0.00	1346	3345	248.51	3838	3093	80.59	5184	6438	124.19
30	BANDHAN BANK	451896	97282	21.53	245996	55538	22.58	3005	664	22.10	700897	153484	21.90	8506	1283	15.08	709403	154767	21.82
31	DEVELOPMENT CREDIT BANK	0	0	0.00	715	0	0.00	0	0	0.00	715	0	0.00	0	0	0.00	715	0	0.00
	Total Private Sector Bank	726624	140673	19.36	726110	201582	27.76	93008	17025	18.30	1545742	359280	23.24	817292	189148	23.14	2363034	548428	23.21
	Total COIM: BANKS	3594073	449355	12.50	2307231	586406	25.42	1080794	136839	12.66	6982098	1172600	16.79	4681091	859292	18.36	11663189	2031892	17.42
	CO-OPERATIVE BANKS																		
32	STATE CO-OP: BANK	237438	115601	48.69	0	0	0.00	0	17	0.00	237438	115618	48.69	9997	295	2.95	247435	115913	46.85
	Total Cooperative Bank	237438	115601	48.69	0	0	0.00	0	17	0.00	237438	115618	48.69	9997	295	2.95	247435	115913	46.85
	REGIONAL RURAL BANKS																		
33	DAKSHIN BIHAR GRAMIN BANK	936072	141816	15.15	66084	8825	13.35	82080	13308	16.21	1084236	163949	15.12	38663	2689	6.95	1122899	166638	14.84
34	UTTAR BIHAR GRAMIN BANK	992047	107310	10.82	65759	11208	17.04	49649	3670	7.39	1107455	122188	11.03	18053	10687	59.20	1125508	132875	11.81
	Total Region Rural Bank	1928119	249126	12.92	131843	20033	15.19	131729	16978	12.89	2191691	286137	13.06	56716	13376	23.58	2248407	299513	13.32
	SMALL FINANCE BANK																		
35	Jana Bank	4138	405	9.79	1724	288	16.71	4138	3158	76.32	10000	3851	38.51	0	0	0.00	10000	3851	38.51
36	UTKARSH SFB	182340	37175	20.39	56735	19270	33.96	657	88	13.39	239732	56533	23.58	4332	22	0.51	244064	56555	23.17
37	UJJVAN SFB	53892	12335	22.89	2467	883	35.79	12315	3963	32.18	68674	17181	25.02	18231	1280	7.02	86905	18461	21.24
	Total Small Financial Bank	240370	49915	20.77	60926	20441	33.55	17110	7209	42.13	318406	77565	24.36	22563	1302	5.77	340969	78867	23.13
	TOTAL FOR BIHAR	6000000	863997	14.40	2500000	626880	25.08	1229633	161043	13.10	9729633	1651920	16.98	4770367	874265	18.33	14500000	2526185	17.42

## STATE LEVEL BANKERS' COMMITTEE BIHAR, PATNA

(CONVENOR- STATE BANK OF INDIA)

FY : 2019-20

DISTRICTWISE PERFORMANCE UNDER ANNUAL CREDIT PLAN AS ON 30.06.2019

(Achievement in Rs. Lacs)

SL	DISTRICT NAME	AGRICULTURE			MSME			O P S			TOTAL			N P S			GRAND TOTAL		
		TARGET	ACHIE	%ACH	TARGET	ACHIE	%ACH	TARGET	ACHIE	%ACH	TARGET	ACHIE	%ACH	TARGET	ACHIE	%ACH	TARGET	ACHIE	%ACH
1	Araria	156603	33208	21.21	47674	13116	27.51	21565	2585	11.99	225842	48909	21.66	84583	12186	14.41	310425	61095	19.68
2	Arwal	56186	5034	8.96	13227	1710	12.93	7431	831	11.18	76844	7575	9.86	32116	2516	7.83	108960	10091	9.26
3	Aurangabad	157477	18537	11.77	45278	14165	31.28	24781	4061	16.39	227536	36763	16.16	93002	45826	49.27	320538	82589	25.77
4	Banka	114689	13541	11.81	29620	3954	13.35	15152	1422	9.38	159461	18917	11.86	74639	6329	8.48	234100	25246	10.78
5	Begusarai	193459	39319	20.32	86176	15591	18.09	41357	3613	8.74	320992	58523	18.23	154979	14518	9.37	475971	73041	15.35
6	Bhagalpur	210832	27361	12.98	109083	20675	18.95	52840	6581	12.45	272755	33687	14.65	206647	23983	11.61	579402	78600	13.57
7	Bhojpur	177062	16282	9.20	67446	15001	22.24	33707	3938	11.68	278215	35221	12.66	114944	14888	12.95	393159	50109	12.75
8	Buxar	133539	17030	12.75	42387	7946	18.75	22012	2726	12.38	197938	27702	14.00	79794	9024	11.31	277732	36726	13.22
9	Darbhanga	173180	13098	7.56	76969	18830	24.46	40460	4161	10.28	290609	36089	12.42	150131	14466	9.64	440740	50555	11.47
10	East Champaran	226414	35349	15.61	88571	18947	21.39	44265	6773	15.30	359250	61069	17.00	164040	16214	9.88	523290	77283	14.77
11	Gaya	218902	27537	12.58	96694	25525	26.40	49520	6451	13.03	365116	59513	16.30	200478	21163	10.56	565594	80676	14.26
12	Gopalganj	181162	16178	8.93	44395	5994	13.50	19868	1647	8.29	245425	23819	9.71	99666	9820	9.85	345091	33639	9.75
13	Jamui	111679	18241	16.33	25934	3966	15.29	13546	1256	9.27	151159	23463	15.52	53446	11141	20.85	204605	34604	16.91
14	Jehanabad	69153	5694	8.23	29758	3912	13.15	14783	1710	11.57	113694	11316	9.95	17272	3842	6.27	174966	15158	8.66
15	Kaimur	114438	42230	36.90	32941	8270	25.11	15709	2990	19.03	163088	53490	32.80	68561	3807	5.55	231649	57297	24.73
16	Katihar	138445	18831	13.60	50221	9800	19.51	23859	2916	12.22	212525	31547	14.84	118609	14867	12.53	331134	46414	14.02
17	Khagaria	113210	17014	15.03	36112	6149	17.03	17918	1460	8.15	167240	24623	14.72	62511	16820	26.91	229751	41443	18.04
18	Kishanganj	88688	23679	26.70	34153	6466	18.93	13752	1361	9.90	136593	31506	23.07	53122	6171	11.62	189715	37677	19.86
19	Lakhisarai	74252	12277	16.53	21663	3358	15.50	10812	881	8.15	106727	16516	15.47	38082	4172	10.96	144809	20688	14.29
20	Madhepura	107574	13457	12.51	39331	5867	14.92	18347	2383	12.99	165252	21707	13.14	73125	8373	11.45	238377	30080	12.62
21	Madhubani	269111	26547	9.86	75287	13157	17.48	41913	4549	10.85	386311	44253	11.46	158068	16341	10.34	544379	60594	11.13
22	Munger	90700	14135	15.58	42542	8664	20.37	22596	2021	8.94	155838	24820	15.93	74671	13265	17.76	230509	38085	16.52
23	Muzaffarpur	269622	45674	16.94	132285	42031	31.77	65358	10084	15.43	467245	97789	20.93	266561	41303	15.49	733806	139092	18.95
24	Nalanda	212606	22128	10.41	66980	12599	18.81	35010	3752	10.72	314596	38479	12.23	121477	12312	10.14	436073	50791	11.65
25	Nawada	127797	13529	10.59	32581	9077	27.86	19207	1937	10.08	179585	24543	13.67	60576	5889	9.72	240161	30432	12.67
26	Patna	394591	48588	12.31	490894	184319	37.55	227234	39300	17.29	1112719	272207	24.46	830777	374306	45.05	1943496	646513	33.27
27	Purnea	152907	31765	20.77	75529	18486	24.48	34739	5254	15.12	263175	55505	21.09	136912	21105	15.42	400087	76610	19.15
28	Rohtas	175145	52265	29.84	66467	26511	39.89	32397	5187	16.01	274009	83963	30.64	120063	10909	9.09	394072	94872	24.07
29	Saharsa	67852	12288	18.11	29947	8756	29.24	16681	2087	12.51	114480	23131	20.21	74066	10066	13.59	188546	33197	17.61
30	Samastipur	270661	43926	16.23	85703	18209	21.25	44655	4619	10.34	401019	66754	16.65	175453	23425	13.35	576472	90179	15.64
31	Saran	216635	28011	12.93	74212	15086	20.33	31836	5606	17.61	322683	48703	15.09	143083	14689	10.27	465766	63392	13.61
32	Sheikhpura	625669	10267	16.41	18264	3275	17.93	9418	902	9.58	90251	14444	16.00	32395	3977	12.28	122646	18421	15.02
33	Sheohar	49378	4523	9.16	14023	1549	11.05	7208	1017	14.11	70609	7089	10.04	26429	3043	11.51	97038	10132	10.44
34	Sitamarhi	164592	18033	10.96	49131	9696	19.73	26721	2275	8.51	240444	30004	12.48	99643	8645	8.68	340087	38649	11.36
35	Siwan	190147	22850	12.02	61486	12461	20.27	29784	2519	8.47	281367	37830	13.45	120076	12899	10.74	401443	50729	12.64
36	Supaul	114117	12705	11.13	41994	5809	13.83	19509	2387	12.24	175620	20901	11.90	86524	9681	11.19	262144	30582	11.67
37	Vaishali	193262	20915	10.82	65960	14755	22.37	33227	3649	10.98	292449	39319	13.44	146871	18798	12.80	439320	58117	13.23
38	West Champaran	161364	21951	13.60	59082	13198	22.34	30526	4152	13.60	250972	39301	15.66	112975	13486	11.94	363947	52787	14.50
	TOTAL FOR BIHAR	6000000	863997	14.40	2500000	626880	25.08	1229633	161043	13.10	9729633	1651920	16.98	4770367	874265	18.33	14500000	2526185	17.42

STATE LEVEL BANKERS' COMMITTEE BIHAR, PATNA

(CONVENOR- STATE BANK OF INDIA)

PRIORITY SECTOR LENDING

BANK WISE PERFORMANCE : ANNUAL CREDIT PLAN AS ON 30.06.2019

FY : 2019-20

Sl.	BANK NAME	AGRICULTURE		MISME		EDUCATION		HOUSING		SOCIAL		RENEWABLE ENERGY		OTHERS		TOTAL										
		TARGET	%ACH	TARGET	%ACH	TARGET	%ACH	TARGET	%ACH	TARGET	%ACH	TARGET	%ACH	TARGET	%ACH	TARGET	%ACH									
	LEAD BANKS																									
1	STATE BANK OF INDIA	702917	64234	9.14	416166	65171	15.66	46894	2363	5.04	35175	21529	61.21	39856	0	0.00	7036	0	0.00	105507	18851	17.87	1353551	172148	12.72	
2	CENTRAL BANK OF INDIA	257064	17763	6.91	182769	66446	36.36	22700	886	3.90	17034	19298	24.29	19298	0	0.00	3409	0	0.00	51076	30	0.06	553350	89262	16.13	
3	PUNJAB NATIONAL BANK	454860	45032	9.90	270990	114096	42.10	32391	1504	4.64	24297	27534	12.17	27534	0	0.00	4862	0	0.00	72886	80	0.11	887820	163670	18.44	
4	CANARA BANK	212688	39025	18.35	92549	19194	20.51	11137	2051	18.42	8355	9457	7.9	9457	0	0.00	25053	24	0.10	25053	24	0.10	360911	66453	18.41	
5	UCO BANK	238764	32942	13.80	78805	10268	13.03	9034	420	4.65	6786	7689	18.18	7689	0	0.00	1365	0	0.00	20313	2154	10.60	362756	47602	13.12	
6	BANK OF BARODA	309036	34580	11.19	146631	30942	21.10	16019	512	3.20	12022	3250	27.03	13620	0	0.00	2404	0	0.00	36066	14398	39.92	535798	83682	15.62	
7	UNION BANK OF INDIA	76674	342	0.45	47049	1774	3.77	7893	196	2.48	5916	426	7.20	6708	0	0.00	1189	0	0.00	17757	0	0.00	163196	2738	1.68	
	OTHER BANKS																									
8	BANK OF INDIA	175846	21310	12.12	88460	22619	25.57	17317	400	2.31	12997	2171	16.70	14720	0	0.00	2602	0	0.00	38947	122	0.31	350889	46622	13.29	
9	ALLAHABAD BANK	289703	31966	11.03	105312	24298	23.07	11946	1132	9.48	8954	848	9.47	10160	0	0.00	1795	4	0.22	26868	9536	35.49	454738	67784	14.91	
10	ANDHRA BANK	3325	360	10.83	19772	1267	6.41	2227	12	0.54	1675	379	22.63	1904	75	3.94	343	1	0.29	5025	2339	46.55	34271	4433	12.94	
11	BANK OF MAHARASHTRA	375	147	39.20	4701	1069	22.74	717	65	9.07	595	788	147.29	612	0	0.00	105	0	0.00	1624	451	27.77	8669	2520	29.07	
12	CORPORATION BANK	5334	122	2.29	2557	428	16.74	2230	4	0.18	1682	463	27.53	1900	0	0.00	330	0	0.00	5009	75	1.50	19042	1092	5.73	
13	INDIAN BANK	32031	360	1.12	21120	2036	9.64	2998	153	5.10	2256	829	36.75	2553	30	1.18	445	0	0.00	6798	14	0.21	68201	3422	5.02	
14	INDIAN OVERSEAS BANK	39739	6560	16.51	30132	5344	17.74	3346	257	7.68	2511	1919	76.42	2846	0	0.00	500	0	0.00	7571	498	6.58	86645	14578	16.82	
15	ORIENTAL BANK OF COM	1519	249	16.39	16634	890	5.35	2582	21	0.81	1936	175	9.04	2195	0	0.00	387	0	0.00	5841	0	0.00	31094	1335	4.29	
16	PUNJAB AND SIND BANK	668	0	0.00	10228	6028	58.94	638	10	1.57	479	1572	328.18	542	0	0.00	96	0	0.00	1426	1890	132.54	14077	9500	67.49	
17	SYNDICATE BANK	20190	6705	33.21	18143	8608	47.45	3030	70	2.31	2277	367	16.12	2569	0	0.00	456	0	0.00	6823	6035	88.45	53488	21785	40.73	
18	UNITED BANK OF INDIA	46716	6985	14.95	29103	4346	14.93	4411	313	7.10	3310	584	17.64	3754	0	0.00	660	0	0.00	9906	2466	24.89	97860	14694	15.02	
	Total Public Sector Bank	2867449	308682	10.77	1581121	384824	24.34	197510	10369	5.25	148197	50293	33.94	167917	184	0.11	29656	5	0.02	444506	58963	13.26	5436356	813320	14.96	
	PRIVATE BANKS																									
19	IDBI	43925	7870	17.92	35181	7475	21.25	3382	89	2.63	2547	3768	147.94	2874	0	0.00	517	0	0.00	7599	3	0.04	96025	19205	20.00	
20	ICICI BANK	46786	9577	20.47	113232	71235	62.91	4288	370	8.63	3214	460	14.31	3629	0	0.00	637	0	0.00	9629	1	0.01	181415	81643	45.00	
21	FEDERAL BANK	1661	358	21.55	3833	3394	88.09	425	2	0.47	320	30	9.38	361	0	0.00	64	0	0.00	958	6	0.63	7642	3790	49.59	
22	JAMMU KASHMIR BANK	0	0	0.00	814	10	1.23	74	0	0.00	56	0	0.00	63	0	0.00	11	0	0.00	166	0	0.00	1184	10	0.84	
23	SOUTH INDIAN BANK	0	0	0.00	864	470	54.40	74	20	27.03	56	19	33.93	63	0	0.00	11	0	0.00	166	1	0.60	1234	510	41.33	
24	AXIS BANK	25865	1400	5.41	26438	7731	29.24	3748	13	0.35	2822	232	3184	0	0.00	563	0	0.00	8447	11183	132.39	71067	20559	28.93		
25	HDFC BANK	123304	19524	15.83	180890	30005	16.59	4305	16	0.37	3226	143	4.43	3657	0	0.00	640	0	0.00	9719	0	0.00	325741	49688	15.25	
26	INDUSIND BANK	33187	2576	7.76	113345	22714	20.04	986	0	0.00	743	839	0	0.00	0	0.00	146	0	0.00	2214	0	0.00	151460	25290	16.70	
27	KARNATAKA BANK	0	0	0.00	268	31	11.57	74	0	0.00	56	5	8.93	63	0	0.00	11	0	0.00	166	0	0.00	638	36	5.64	
28	KOTAK MAHINDRA	0	1171	0.00	3910	549	14.04	495	0	0.00	369	0	0.00	419	0	0.00	76	0	0.00	1109	0	0.00	6378	1720	26.97	
29	YES BANK	0	915	0.00	604	2430	402.32	148	0	0.00	111	0	0.00	126	0	0.00	22	0	0.00	335	0	0.00	1346	3345	248.51	
30	BANDHAN BANK	451896	97282	21.53	245996	55538	22.58	597	0	0.00	451	77	17.07	513	0	0.00	89	0	0.00	1355	587	43.32	700897	153484	21.90	
31	DEVELOPMENT CREDIT BANK	0	0	0.00	715	0	0.00	0	0	0.00	0	0	0.00	0	0	0.00	0	0	0.00	0	0	0.00	715	0	0.00	
	Total Private Sector Bank	726624	140673	19.36	726110	201582	27.76	18596	510	2.74	13971	4734	33.88	15791	0	0.00	2787	0	0.00	41863	11781	28.14	1545742	359280	23.24	
	Total COMM. BANKS	3594073	449355	12.50	2307231	586406	25.42	216106	10879	5.03	162168	55027	33.93	183708	184	0.10	32443	5	0.02	486369	70744	14.55	6982098	1172600	16.79	
	CO-OPERATIVE BANKS																									
32	STATE CO-OP. BANK	237438	115601	48.69	0	0	0.00	0	0	0.00	0	0	0.00	0	0	0.00	0	0	0.00	0	0	0.00	237438	115618	48.69	
	Total Cooperative Bank	237438	115601	48.69	0	0	0.00	0	0	0.00	0	0	0.00	0	0	0.00	0	0	0.00	0	0	0.00	237438	115618	48.69	
	REGIONAL RURAL BANKS																									
33	DAKSHIN BIHAR GRAMIN BANK	936072	141816	15.15	66084	8825	13.35	17622	26	0.15	13215	996	7.54	14975	0	0.00	2646	0	0.00	33622	12286	36.54	1084236	163949	15.12	
34	UTTAR BIHAR GRAMIN BANK	992047	107310	10.82	65759	11208	17.04	8727	61	0.70	6546	59	0.90	7419	0	0.00	1309	0	0.00	25648	3550	13.84	1107455	122188	11.03	
	Total Region Rural Bank	1928119	249126	12.92	131843	20033	15.19	26349	87	0.33	13761	1055	5.34	22394	0	0.00	3955	0	0.00	59270	15836	26.72	2191691	286137	13.06	
	SMALL FINANCE BANK																									
35	Jana Bank	4138	405	9.79	1724	288	16.71	0	0	0.00	0	0	0.00	0	0	0.00	0	0	0.00	4138	3158	76.32	10000	3851	38.51	
36	UTKARSH SFB	182340	37175	20.39	56735	19270	33.96	0	0	0.00	0	88	0.00	0	0	0.00	0	0	0.00	657	0	0.00	239732	56333	23.58	
37	UJJIVAN SFB	53892	12335	22.89	2467	883	35.79	0	0	0.00	0	129	0.00	0	0	0.00	0	0	0.00	12315	3834	31.13	68674	17181	25.02	
	Total Small Financial Bank	240370	45915	20.77	60926	20441	33.55	0	0																	

## STATE LEVEL BANKERS' COMMITTEE BIHAR, PATNA

(CONVENOR-STATE BANK OF INDIA)

FY : 2019-20

NON PRIORITY SECTOR LENDING

BANK WISE PERFORMANCE : ANNUAL CREDIT PLAN AS ON 30.06.2019

SL	BANK NAME	AGRICULTURE		MSME		EDUCATION		HOUSING		PERSONAL LOAN		OTHERS		TOTAL		Rs. In Lakh						
		TARGET	ACHIEVE %	TARGET	ACHIEVE %	TARGET	ACHIEVE %	TARGET	ACHIEVE %	TARGET	ACHIEVE %	TARGET	ACHIEVE %	TARGET	ACHIEVE %							
	LEAD BANKS																					
1	STATE BANK OF INDIA	0	9028	0	0	0	17645	1223	6.93	26460	10775	40.72	220598	96440	43.72	617670	40000	6.48	882373	157466	17.85	
2	CENTRAL BANK OF INDIA	0	0	0	0	0	10958	0	0.00	16426	0	0.00	136918	8919	6.51	383355	43520	11.35	547657	52439	9.58	
3	PUNJAB NATIONAL BANK	0	47500	0	0	0	11587	0	0.00	17380	1240	7.13	144849	21088	14.56	405568	130811	32.25	579384	200639	34.63	
4	CANARA BANK	0	0	0	0	0	3236	387	11.96	4856	4760	98.02	40472	134	0.33	113305	70045	61.82	161869	75326	46.54	
5	UCO BANK	0	0	0	0	0	4132	72	1.74	6205	280	4.51	51723	17545	33.92	144808	646	0.45	206868	18543	8.96	
6	BANK OF BARODA	0	0	0	0	0	4095	573	13.99	6140	855	13.93	51170	1560	3.05	143235	25807	18.02	204640	28795	14.07	
7	UNION BANK OF INDIA	0	0	0	0	0	3584	63	1.76	5372	790	14.71	44721	844	1.89	125182	13199	10.54	178859	14896	8.33	
	OTHER BANKS																					
8	BANK OF INDIA	0	0	0	0	0	9506	0	0.00	14252	1805	12.66	118779	1385	1.17	332553	37001	11.13	475090	40191	8.46	
9	ALLAHABAD BANK	0	0	0	0	0	2747	976	35.53	4121	5039	122.28	34318	6420	18.71	96058	15074	15.69	137244	27509	20.04	
10	ANDHRA BANK	0	0	0	0	0	725	75	10.34	1091	380	34.83	9028	15	0.17	25271	941	3.72	36115	1411	3.91	
11	BANK OF MAHARSHTRA	0	0	0	0	0	285	30	10.53	417	783	187.77	3510	0	0.00	9819	1747	17.79	14031	2560	18.25	
12	CORPORATION BANK	0	0	0	0	0	1292	0	0.00	1938	689	35.55	16196	328	2.03	45319	139	0.31	64745	1156	1.79	
13	INDIAN BANK	0	0	0	0	0	1316	78	5.93	1974	997	50.51	16385	0	0.00	45880	2801	6.11	65555	3876	5.91	
14	INDIAN OVERSEAS BANK	0	0	0	0	0	822	986	119.95	1217	3875	318.41	10183	189	1.86	28502	1741	6.11	40724	6791	16.68	
15	ORIENTAL BANK OF COM	0	0	0	0	0	1390	0	0.00	2080	435	20.91	17360	30	0.17	48577	550	1.13	69407	1015	1.46	
16	PUNJAB AND SIND BANK	0	0	0	0	0	130	73	56.15	206	1400	679.61	1680	0	0.00	4712	0	0.00	6728	1473	21.89	
17	SYNDICATE BANK	0	2	0	0	0	1344	0	0.00	2028	0	0.00	16893	217	1.28	47295	16724	35.36	67560	16943	25.08	
18	UNITED BANK OF INDIA	0	3555	0	0	0	2495	150	6.01	3747	0	0.00	31246	6000	19.20	87462	9410	10.76	124950	19115	15.30	
	Total Public Sector Bank	0	60085	0	0	0	77289	4686	6.06	115910	34103	29.42	966029	161114	16.68	2704571	410156	15.17	3863799	670144	17.34	
	PRIVATE BANKS																					
19	IDBI	0	0	0	0	0	699	1	0.14	1049	1100	104.86	8729	221	2.53	24384	0	0.00	34861	1322	3.79	
20	ICICI BANK	0	0	0	0	0	2343	0	0.00	3513	4923	140.14	29210	0	0.00	81781	63742	77.94	116847	68665	58.76	
21	FEDERAL BANK	0	0	0	0	0	147	0	0.00	219	28	12.79	1832	107	5.84	5130	1482	28.89	7328	1617	22.07	
22	JAMMU KASHMIR BANK	0	0	0	0	0	27	0	0.00	41	0	0.00	338	31	9.17	945	0	0.00	1351	31	2.29	
23	SOUTH INDIAN BANK	0	0	0	0	0	20	0	0.00	30	101	336.67	248	0	0.00	694	613	88.33	992	714	71.98	
24	AXIS BANK	0	0	0	0	0	2248	0	0.00	3373	0	0.00	28169	0	0.00	78847	13170	16.70	112637	13170	11.69	
25	HDFC BANK	0	0	0	0	0	8332	11	0.13	12485	0	0.00	104107	19243	18.48	291487	71672	24.59	416411	90926	21.84	
26	INDUSIND BANK	0	0	0	0	0	1899	0	0.00	2848	0	0.00	23721	0	0.00	66394	8150	12.28	94862	8150	8.59	
27	KARNATAKA BANK	0	0	0	0	0	22	0	0.00	33	0	0.00	273	4	1.47	764	0	0.00	1092	4	0.37	
28	KOTAK MAHINDRA	0	0	0	0	0	370	0	0.00	559	0	0.00	4642	0	0.00	12996	173	1.33	18567	173	0.93	
29	YES BANK	0	0	0	0	0	77	0	0.00	115	0	0.00	960	465	48.44	2686	2628	97.84	3838	3093	80.59	
30	BANDHAN BANK	0	0	0	0	0	169	0	0.00	258	0	0.00	2132	0	0.00	5947	1283	21.57	8506	1283	15.08	
31	DEVELOPMENT CREDIT BANK	0	0	0	0	0	0	0	0.00	0	0	0.00	0	0	0.00	0	0	0.00	0	0	0	
	Total Private Sector Bank	0	0	0	0	0	16353	12	0.07	24523	6152	25.09	204361	20071	9.82	572055	162913	28.48	817292	189148	23.14	
	Total COMM. BANKS	0	60085	0	0	0	93642	4698	5.02	140433	40255	28.66	1170390	181185	15.48	3276626	573059	17.49	4681091	859292	18.36	
	CO-OPERATIVE BANKS																					
32	STATE CO-OP. BANK	0	0	0	0	0	0	0	0.00	0	119	0.00	0	151	0.00	9997	25	0.25	9997	295	2.95	
	Total Cooperative Bank	0	0	0	0	0	0	0	0.00	0	119	0.00	0	151	0.00	9997	25	0.25	9997	295	2.95	
	REGIONAL RURAL BANKS																					
33	DAKSHIN BIHAR GRAMIN BANK	0	0	0	0	0	0	0	0.00	1159	0	0.00	9667	888	9.19	27837	1801	6.47	38663	2689	6.95	
34	UTTAR BIHAR GRAMIN BANK	0	0	0	0	0	0	0	0.00	542	0	0.00	4515	647	14.33	12996	10040	77.25	18053	10687	59.20	
	Total Region Rural Bank	0	0	0	0	0	0	0	0.00	1701	0	0.00	14182	1535	10.82	40833	11841	29.00	56716	13376	23.58	
	SMALL FINANCE BANK																					
35	Jana Bank	0	0	0	0	0	0	0	0.00	0	0	0.00	0	0	0.00	0	0	0.00	0	0	0	
36	UTKARSH SFB	0	0	0	0	0	0	0	0.00	6	0.00	0	0	0	0.00	4332	16	0.37	4332	22	0.51	
37	UJIVAN SFB	0	0	0	0	0	0	0	0.00	159	0.00	0	0	0	0.00	18231	1121	6.15	18231	1280	7.02	
	Total Small Financial Bank	0	0	0	0	0	0	0	0.00	165	0.00	0	0	0	0.00	22563	1137	5.04	22563	1302	5.77	
	TOTAL FOR BIHAR	0	60085	0	0	0	93642	4698	5.02	142134	40539	28.52	1184572	182871	15.44	3350019	586072	17.49	4770367	874265	18.33	

STATE LEVEL BANKERS' COMMITTEE BIHAR, PATNA									
(CONVENOR- STATE BANK OF INDIA)							FY: 2019-20		
BANK WISE ACHIEVEMENT UNDER ANNUAL CREDIT PLAN AS ON : 30.06.2019									
(Rs. In Lakh)									
SL	BANK NAME	Weakr Sect.	WOMEN	SC	ST	OBC	MINORITY	EXSER	HANDICAP
	LEAD BANKS								
1	STATE BANK OF INDIA	53033	29575	11140	4321	57452	36684	1838	810
2	CENTRAL BANK OF INDIA	9789	7277	782	128	6693	2186	34	71
3	PUNJAB NATIONAL BANK	30332	26196	1335	180	10911	5203	24	270
4	CANARA BANK	6487	1454	1004	293	1282	1011	200	140
5	UCO BANK	7204	7874	17938	332	10602	3018	114	138
6	BANK OF BARODA	7595	1311	963	287	5455	688	84	35
7	UNION BANK OF INDIA	0	0	0	0	0	11782	0	0
	OTHER BANKS								
8	BANK OF INDIA	2414	2805	309	27	1617	575	0	2
9	ALLAHABAD BANK	17984	1950	4597	1533	11852	1221	385	64
10	ANDHRA BANK	664	446	212	14	116	46	12	0
11	BANK OF MAHARSHTRA	15	62	9	15	106	60	0	0
12	CORPORATION BANK	3329	4465	939	0	0	0	0	0
13	INDIAN BANK	276	0	80	3	239	37	0	0
14	INDIAN OVERSEAS BANK	102	85	154	7	105	81	0	3
15	ORIENTAL BANK OF COM	59	28	0	0	0	0	0	0
16	PUNJAB AND SIND BANK	0	0	0	0	0	0	0	0
17	SYNDICATE BANK	4268	1806	387	48	2132	909	11	48
18	UNITED BANK OF INDIA	2027	1395	297	20	2354	2586	0	0
	Total Public Sector Bank	145578	86729	40146	7208	110916	66087	2702	1581
	PRIVATE BANKS								
19	IDBI	9827	8149	2058	238	7458	1271	0	0
20	ICICI BANK	5983	15877	519	36	0	2092	0	0
21	FEDERAL BANK	190	335	18	1	163	182	0	0
22	JAMMU KASHMIR BANK	0	0	0	0	0	0	0	0
23	SOUTH INDIAN BANK	0	0	0	0	0	0	0	0
24	AXIS BANK	6677	11161	2244	324	0	2260	0	0
25	HDFC BANK	18410	15701	52	12	13864	315	0	0
26	INDUSIND BANK	3920	0	289	18	0	1468	0	0
27	KARNATAKA BANK	0	10	0	0	0	0	0	0
28	KOTAK MAHINDRA	1306	0	140	7	0	177	0	0
29	YES BANK	597	0	0	0	0	35	0	0
30	BANDHAN BANK	150009	150286	24378	4916	69163	32650	0	0
31	DEVELOPMENT CREDIT BANK	0	0	0	0	0	0	0	0
	Total Private Sector Bank	196919	201519	29698	5552	90648	40450	0	0
	Total COMM. BANKS	342497	288248	69844	12760	201564	106537	2702	1581
	CO-OPERATIVE BANKS								
32	STATE CO-OP. BANK	0	0	0	0	0	0	0	0
	Total Cooperative Bank	0	0	0	0	0	0	0	0
	REGIONAL RURAL BANKS								
33	DAKSHIN BIHAR GRAMIN BANK	101363	13153	7280	2334	59195	19352	47	2
34	UTTAR BIHAR GRAMIN BANK	106987	13089	19743	13287	67579	13049	1394	0
	Total Region Rural Bank	208350	26242	27023	15621	126774	32401	1441	2
	SMALL FINANCE BANK								
35	JANA SFB	3557	3630	383	97	1174	428	0	0
36	UTKARSH SFB	54138	53336	13044	3989	29085	3854	0	0
37	UJJIVAN SFB	12348	16526	2002	794	8826	724	0	0
	Total Small Financial Bank	70043	73492	15429	4880	39085	5006	0	0
	TOTAL FOR BIHAR	620890	387982	112296	33261	367423	143944	4143	1583

## STATE LEVEL BANKERS' COMMITTEE BIHAR, PATNA

(CONVENOR- STATE BANK OF INDIA)

FY :2019-20

DISTRICTWISE PERFORMANCE UNDER ANNUAL CREDIT PLAN AS ON : 30.06.2019

(Rs. In Lacs)

Sl	DISTRICT NAME	Weaker Sect.	WOMEN	SC	ST	OBC	MINORITY	EXSER	HANDICAP	District Name
1	Araria	19734	14059	3037	1061	11615	7083	143	22	Araria
2	Arwal	3351	1137	477	112	2022	769	8	5	Arwal
3	Aurangabad	16602	7144	3127	623	7235	3196	17	93	Aurangabad
4	Banka	7593	4932	3188	363	5860	1240	62	45	Banka
5	Begusarai	20918	15406	4676	662	11783	3244	49	124	Begusarai
6	Bhagalpur	19911	16359	5729	715	14562	4593	120	71	Bhagalpur
7	Bhojpur	15918	7231	1728	405	8943	3053	27	11	Bhojpur
8	Buxar	13212	5991	1973	392	8008	2185	30	11	Buxar
9	Darbhanga	13185	8447	2842	953	7417	2304	85	17	Darbhanga
10	East Champaran	29391	13793	3881	1512	24834	16344	243	68	East Champaran
11	Gaya	19984	12634	3115	1171	10119	3643	34	93	Gaya
12	Gopalganj	13068	8514	2585	1323	7761	1740	143	22	Gopalganj
13	Jamui	13365	7080	3307	1217	8243	2586	335	161	Jamui
14	Jehanabad	4521	2696	500	137	3023	836	9	7	Jehanabad
15	Kaimur	11373	4386	1179	660	5208	2354	8	5	Kaimur
16	Katihar	14647	10063	2372	768	7856	6061	109	12	Katihar
17	Khagaria	10376	6461	1274	279	6813	2138	66	107	Khagaria
18	Kishanganj	17617	12687	2731	824	4735	9298	65	4	Kishanganj
19	Lakhisarai	6837	3569	1214	330	3956	1102	72	21	Lakhisarai
20	Madhepura	9210	9396	1311	573	9727	1344	59	5	Madhepura
21	Madhubani	11557	6738	1732	812	7221	1780	91	23	Madhubani
22	Munger	11416	7432	2588	1139	9117	2270	553	341	Munger
23	Muzaffarpur	32673	23104	6778	2246	17374	5474	227	14	Muzaffarpur
24	Nalanda	15616	7276	2190	387	9149	2493	216	48	Nalanda
25	Nawada	10914	5551	1640	513	5778	2269	120	10	Nawada
26	Patna	60210	49888	10794	2374	44217	19461	180	77	Patna
27	Purnea	18463	11904	3094	1088	9136	5154	91	11	Purnea
28	Rohtas	22015	8661	2852	545	10692	3977	20	8	Rohtas
29	Saharsa	11644	6663	1173	472	5537	2093	64	10	Saharsa
30	Samastipur	29706	18685	5873	844	15484	5797	21	18	Samastipur
31	Saran	28427	20035	6200	2415	16553	3270	160	21	Saran
32	Sheikhpura	4586	2379	997	167	2716	738	46	9	Sheikhpura
33	Sheohar	1937	518	454	193	1135	287	23	7	Sheohar
34	Sitamarhi	12904	6532	2567	990	7312	2298	92	11	Sitamarhi
35	Siwan	21084	13941	4188	1806	12030	5200	167	14	Siwan
36	Supaul	11814	5281	1180	573	5396	1650	57	7	Supaul
37	Vaishali	17617	12186	4652	1207	9175	1619	206	16	Vaishali
38	West Champaran	17494	9223	3098	1410	9681	3001	125	34	West Champaran
	TOTAL FOR BIHAR	620890	387982	112296	33261	367423	143944	4143	1583	TOTAL FOR BIHAR

STATE LEVEL BANKERS' COMMITTEE BIHAR, PATNA

FY :2019-20

(CONVENOR- STATE BANK OF INDIA)

NON PERFORMING ASSETS IN VARIOUS SECTORS & LOANS WRITTEN OFF AS ON 30.06.2019

SL. NO.	NAME OF BANKS	6 (Amount in Rs. Lakhs)																	
		1			2			3			4			5			6		
		AGRICULTURE		MSME		OPS		TOTAL PRIORITY SECTOR		NPS		TOTAL ADVANCE		WRITTEN OFF					
TOTAL O/S	%AGE	TOTAL O/S	%AGE	TOTAL O/S	%AGE	TOTAL O/S	%AGE	TOTAL O/S	%AGE	TOTAL O/S	%AGE	TOTAL O/S	%AGE	TOTAL O/S	%AGE	TOTAL O/S	%AGE		
	LEAD BANKS																		
1	STATE BANK OF INDIA	434485	19.99	496689	10.60	327081	15051	154570	12.28	1458514	11112	1458514	0.76	2716769	165682	6.10	468		
2	CENTRAL BANK OF INDIA	338946	44.17	179867	25.17	72388	12474	96377	16.93	102154	5193	102154	5.08	671355	101570	15.13	5802		
3	PUNJAB NATIONAL BANK	452644	27.86	262099	28.78	102399	3902	357985	43.81	355794	33636	355794	9.45	1172936	391621	33.39	0		
4	CANARA BANK	212109	24.72	133130	8.30	89634	3900	429873	9.25	622732	2760	622732	0.44	1051605	42437	4.07	2403		
5	UCO BANK	304941	42.51	128843	13.94	57147	12154	89249	18.18	58532	4518	58532	7.72	549463	93767	17.07	675		
6	BANK OF BARODA	166177	27.32	205830	12.63	98393	8369	470400	13.11	115738	715	115738	0.62	586138	62396	10.65	0		
7	UNION BANK OF INDIA	85763	16.83	78151	16.40	32233	6238	196147	35.92	18.30	55365	2482	4.48	251512	38374	15.26	0		
	OTHER BANKS																		
8	BANK OF INDIA	143879	38.57	184176	14.11	70261	4725	398316	86.22	21.65	131244	3322	2.53	529560	89542	16.91	0		
9	ALLAHABAD BANK	214084	11.95	183097	7.30	92921	4407	490102	28.97	5.91	59775	6619	11.07	549877	35595	6.47	0		
10	ANDHRA BANK	3399	4.55	35742	7.89	5833	23	44974	32.98	7.33	15731	648	4.12	60705	3946	6.50	0		
11	BANK OF MAHARASHTRA	1712	0	11867	2.86	8013	159	21592	4.45	2.06	3037	29	0.95	24629	474	1.92	0		
12	CORPORATION BANK	11520	50.52	28685	34.07	13318	260	53523	87.19	16.29	11757	309	2.63	65280	9028	13.83	0		
13	INDIAN BANK	10214	17.46	30834	11.17	12599	929	53647	37.92	7.07	23555	175	0.74	77202	3967	5.14	0		
14	INDIAN OVERSEAS BANK	16033	25.39	73405	11.95	19534	701	108972	12.01	11.02	11888	4206	35.38	120860	16216	13.42	0		
15	ORIENTAL BANK OF COM	9904	64.00	38293	12.09	10272	8	58469	76.17	13.03	29686	345	1.16	88155	7962	9.03	0		
16	PUNJAB AND SIND BANK	394	0	0	0.00	7417	0	10599	0	0.00	5459	0	0.00	16058	0	0.00	0		
17	SYNDICATE BANK	10586	31.51	25192	18.55	9946	2821	45724	106.44	23.28	19229	24	0.12	64953	10668	16.42	0		
18	UNITED BANK OF INDIA	33121	48.01	44422	14.50	24529	995	102072	99.40	9.74	45688	185	0.40	147760	10125	6.85	0		
	Total Public Sector Bank	2449911	61.926	2125739	14.96	1043289	77116	5618939	100.7092	17.92	3125878	76278	2.44	8744817	1083370	12.39	9348		
	PRIVATE BANKS																		
19	IDBI	47329	18.94	84898	2.85	24803	144	157030	44.57	2.84	13875	121	0.87	170905	4578	2.68	0		
20	ICICI BANK	57516	0	141057	0	11392	0	209965	0	0.00	566461	0	0.00	776426	0	0.00	0		
21	FEDERAL BANK	1047	11	2963	11.61	369	17	4379	37.2	8.50	4328	28	0.65	8707	400	4.59	0		
22	JAMMU KASHMIR BANK	1	100.00	181	13.5	137	0	1319	136	10.31	8965	1	0.01	10284	137	1.33	0		
23	SOUTH INDIAN BANK	0	0	470	0.43	40	0	510	2	0.39	714	2	0.00	1224	2	0.16	0		
24	AXIS BANK	37389	46.4	103233	33.20	48725	136	189347	39.20	2.07	139532	1974	1.41	328879	5894	1.79	0		
25	HDFC BANK	120325	39.69	134805	16.84	5227	202	260357	58.55	2.25	392215	6391	1.63	652572	12246	1.88	0		
26	INDUSIND BANK	28178	9.01	76186	9.37	0	468	104364	2306	2.21	254821	1138	0.45	359185	3444	0.96	0		
27	KARNATAKA BANK	0	0	0	0.00	260	0	260	0	0.00	306	116	37.91	566	116	20.49	0		
28	KOTAK MAHINDRA	25280	33.0	6011	2.9	3	0	31294	35.9	1.15	3040	9	0.30	34334	368	1.07	0		
29	YES BANK	3530	0	3143	0	11	0	6684	0	0.00	6445	30	0.47	13129	30	0.23	0		
30	BANDHAN BANK	238667	0	155660	0	1940	0	396267	0	0.00	6633	0	0.00	402900	0	0.00	0		
31	DEVELOPMENT CREDIT BANK	0	0	0	0.00	0	0	0	0	0.00	0	0	0.00	0	0	0.00	0		
	Total Private Sector Bank	559262	7.570	709607	1.25	92907	967	1361776	17.407	1.28	1397335	9808	0.70	2759111	27215	0.99	0		
	Total COMM. BANKS	3009173	61.9496	2835346	11.53	1136196	78083	6980715	102.4499	14.68	4523213	86086	1.90	11503928	1110585	9.65	9348		
	CO-OPERATIVE BANKS																		
32	STATE CO-OP. BANK	171158	32.453	0	0.00	0	0	171158	32.453	18.96	115907	0	0.00	287065	32453	11.31	0		
	Total Cooperative Bank	171158	32.453	0	0.00	0	0	171158	32.453	18.96	115907	0	0.00	287065	32453	11.31	0		
	REGIONAL RURAL BANKS																		
33	DAKSHIN BIHAR GRAMIN BANK	780454	20.986	105041	29.664	56386	9326	941881	24.976	25.69	19125	1444	7.55	961006	243420	25.33	0		
34	UTTAR BIHAR GRAMIN BANK	584333	11.7546	186833	50.67	20333	10081	791499	22.293	28.09	32346	2819	8.72	823845	225112	27.32	0		
	Total Region Rural Bank	1364787	32.0532	291874	42.60	76719	19407	1733380	46.269	26.78	51471	4263	8.28	1784851	468532	26.25	0		
	SMALL FINANCE BANK																		
35	JANA BANK	1265	0	328	0	17526	642	19119	642	3.36	113	2	1.77	19232	644	3.35	0		
36	UTKARSH SFB	142924	233	71300	0.44	1005	0	215229	547	0.25	1059	0	0.00	216288	547	0.25	0		
37	UJJIVAN SFB	41023	0	3118	0	16130	0	60271	0	0.00	5845	0	0.00	66116	0	0.00	0		
	Total Small Finance Bank	185212	233	74746	0.42	34661	642	294619	1189	0.40	7017	2	0.03	301636	1191	0.39	0		
	Total FOR BIHAR	4730330	972714	20.56	3201966	451564	98132	9179872	1522410	16.58	4697608	90351	1.92	13877480	1612761	11.62	9348		



STATE LEVEL BANKERS' COMMITTEE BIHAR, PATNA									
(CONVENOR- STATE BANK OF INDIA)								FY : 2019-20	
INFORMATION REGARDING CERTIFICATE CASE FILED BY BANKS as on 30.06.2019									
									Rs. in Lakhs
SL. NO.	BANK NAME	No. of cases pending as on March 2019		No. of cases filed during the quarter June 2019		No. of Cases disposed during the quarter June 2019		No. of Cases pending as at the end of the quarter June 2019	
		No.	Amt	No.	Amt	No.	Amt	No.	Amt
	<b>LEAD BANKS</b>								
1	STATE BANK OF INDIA	383324	209137	2564	12745	555	582	385333	221300
2	CENTRAL BANK OF INDIA	12917	18243	0	0	0	0	12917	18243
3	PUNJAB NATIONAL BANK	14929	5138	274	597	239	377	14964	5358
4	CANARA BANK	56892	47071	484	133	0	0	57376	47204
5	UCO BANK	39743	58263	2719	1399	0	0	42462	59662
6	BANK OF BARODA	908	2504	0	0	0	0	908	2504
7	UNION BANK OF INDIA	770	480	0	0	0	0	770	480
	<b>OTHER BANKS</b>							0	0
8	BANK OF INDIA	9028	5496	1381	1239	0	0	10409	6735
9	ALLAHABAD BANK	6467	4375	0	0	0	0	6467	4375
10	ANDHRA BANK	9	25	4	19	0	0	13	44
11	BANK OF MAHARSHTRA	1603	4703	0	0	0	0	1603	4703
12	CORPORATION BANK	421	46	0	0	0	0	421	46
13	INDIAN BANK	222	4325	0	0	0	0	222	4325
14	INDIAN OVERSEAS BANK	937	1631	48	91	120	178	865	1544
15	ORIENTAL BANK OF COM	273	672	0	0	0	0	273	672
16	PUNJAB AND SIND BANK	236	401	0	0	0	0	236	401
17	SYNDICATE BANK	3287	6605	0	0	0	0	3287	6605
18	UNITED BANK OF INDIA	801	1344	0	0	0	0	801	1344
	<b>Total Public Sector Bank</b>	<b>532767</b>	<b>370459</b>	<b>7474</b>	<b>16223</b>	<b>914</b>	<b>1137</b>	<b>539327</b>	<b>385545</b>
	<b>PRIVATE BANKS</b>							0	0
19	IDBI	63	81	107	167	0	0	170	248
20	ICICI BANK	0	0	0	0	0	0	0	0
21	FEDERAL BANK	3	1	0	0	0	0	3	1
22	JAMMU KASHMIR BANK	0	0	0	0	0	0	0	0
23	SOUTH INDIAN BANK	0	0	0	0	0	0	0	0
24	AXIS BANK	0	0	0	0	0	0	0	0
25	HDFC BANK	0	0	0	0	0	0	0	0
26	INDUSIND BANK	0	0	0	0	0	0	0	0
27	KARNATAKA BANK	0	0	0	0	0	0	0	0
28	KOTAK MAHINDRA	0	0	0	0	0	0	0	0
29	YES BANK	0	0	0	0	0	0	0	0
30	BANDHAN BANK	0	0	0	0	0	0	0	0
31	DEVELOPMENT CREDIT BANK	0	0	0	0	0	0	0	0
	<b>Total Private Sector Bank</b>	<b>66</b>	<b>82</b>	<b>107</b>	<b>167</b>	<b>0</b>	<b>0</b>	<b>173</b>	<b>249</b>
	<b>Total COMM. BANKS</b>	<b>532833</b>	<b>370541</b>	<b>7581</b>	<b>16390</b>	<b>914</b>	<b>1137</b>	<b>539500</b>	<b>385794</b>
	<b>CO-OPERATIVE BANKS</b>							0	0
32	STATE CO-OP. BANK	17645	12190	1519	809	262	566	18902	12433
	<b>Total Cooperative Bank</b>	<b>17645</b>	<b>12190</b>	<b>1519</b>	<b>809</b>	<b>262</b>	<b>566</b>	<b>18902</b>	<b>12433</b>
	<b>REGIONAL RURAL BANKS</b>							0	0
33	DAKSHIN BIHAR GRAMIN BANK	25633	25855	1484	4317	2408	1597	24709	28575
34	UTTAR BIHAR GRAMIN BANK	12427	18007	75	347	214	372	12288	17982
	<b>Total Region Rural Bank</b>	<b>38060</b>	<b>43862</b>	<b>1559</b>	<b>4664</b>	<b>2622</b>	<b>1969</b>	<b>36997</b>	<b>46557</b>
	<b>SMALL FINANCE BANK</b>							0	0
35	Jana Bank	0	0	0	0	0	0	0	0
36	UTKARSH SFB	0	0	0	0	0	0	0	0
37	UJJIVAN SFB	0	0	0	0	0	0	0	0
	<b>Total Small Finance Bank</b>	<b>0</b>	<b>0</b>	<b>0</b>	<b>0</b>	<b>0</b>	<b>0</b>	<b>0</b>	<b>0</b>
	<b>TOTAL FOR BIHAR</b>	<b>588538</b>	<b>426593</b>	<b>10659</b>	<b>21863</b>	<b>3798</b>	<b>3672</b>	<b>595399</b>	<b>444784</b>

## STATE LEVEL BANKERS' COMMITTEE BIHAR, PATNA

(CONVENOR- STATE BANK OF INDIA)

FY:2019-20

INFORMATION REGARDING CERTIFICATE CASE FILED BY BANKS Districtwise as on 30.06.2019

SL. NO.	District Name	No. of cases pending as on March 2018		No. of cases filed during the June 2019		No. of Cases disposed during the quarter June 2019		No. of Cases pending as at the end of the quarter June 2019		Rs. in Lakhs
		No.	Amt	No.	Amt	No.	Amt	No.	Amt	
1	Araria	10965	6850	1091	10887	177	172	11879	17565	
2	Arwal	2437	2839	125	209	4	3	2558	3045	
3	Aurangabad	4494	4107	449	582	7	12	4936	4677	
4	Banka	47473	51286	599	368	106	51	47966	51603	
5	Begusarai	30891	7721	813	526	140	285	31564	7962	
6	Bhagalpur	45855	52723	1114	771	38	26	46931	53468	
7	Bhojpur	24119	18728	387	660	22	51	24484	19337	
8	Buxar	19597	12660	118	1189	360	504	19355	13345	
9	Darbhanga	6637	4597	15	33	1	3	6651	4627	
10	East Champaran	11462	6182	261	270	133	176	11590	6276	
11	Gaya	44407	5316	225	733	32	74	44600	5975	
12	Gopalganj	16966	12853	15	8	1	4	16980	12857	
13	Jamui	8535	6485	75	90	1	2	8609	6573	
14	Jehanabad	6330	2370	188	468	35	45	6483	2793	
15	Kaimur	15344	10171	207	462	862	85	14689	10548	
16	Katihar	8513	7031	1106	11472	149	137	9470	18366	
17	Khagaria	7140	4962	299	257	148	221	7291	4998	
18	Kishanganj	6643	4472	217	184	58	97	6802	4559	
19	Lakhisarai	7517	20421	186	133	6	5	7697	20549	
20	Madhepura	2756	2158	58	48	0	0	2814	2206	
21	Madhubani	8173	5926	134	51	25	29	8282	5948	
22	Munger	9725	10999	373	361	45	81	10053	11279	
23	Muzaffarpur	22376	10959	1224	165	26	55	23574	11069	
24	Nalanda	20688	9624	255	357	120	95	20823	9886	
25	Nawada	8696	4764	144	86	90	373	8750	4477	
26	Patna	31270	32738	641	899	26	40	31885	33597	
27	Purnea	6907	5521	267	169	204	248	6970	5442	
28	Rohtas	6273	12371	1049	1492	936	855	6386	13008	
29	Saharsa	4542	6736	353	279	5	7	4890	7008	
30	Samastipur	22625	14661	100	144	49	33	22676	14772	
31	Saran	19881	14615	159	341	13	19	20027	14937	
32	Sheikhpura	16037	9399	53	25	24	24	16066	9400	
33	Sheohar	3738	2175	22	15	1	1	3759	2189	
34	Sitamarhi	29901	14154	49	52	27	22	29923	14184	
35	Siwan	15038	9814	64	61	36	103	15066	9772	
36	Supaul	3085	3026	99	166	6	8	3178	3184	
37	Vaishali	14865	8804	186	73	10	24	15041	8853	
38	West Champaran	16640	6375	503	522	430	284	16713	6613	
	<b>TOTAL FOR BIHAR</b>	<b>588538</b>	<b>426593</b>	<b>10659</b>	<b>21863</b>	<b>3798</b>	<b>3672</b>	<b>595399</b>	<b>444784</b>	

**STATE LEVEL BANKERS' COMMITTEE BIHAR, PATNA**

(CONVENOR- STATE BANK OF INDIA)

FY : 2019-20

**BANK PERFORMANCE : MSE ADVANCE (ACP ACHIEVEMENT ) AS ON 30.6.2019**

Amt. in Lacs

SL	BANK NAME	Total credit disbursed to MSE sector during the year="A"		out of "A" No of Units extended loans upto Rs 10 lakhs			
		No. of accounts	Amount	With Collateral		Without Collateral	
				No. of accounts	Amount	No. of accounts	Amount
	<b>LEAD BANKS</b>						
1	STATE BANK OF INDIA	5513	65171	17	63	1260	3860
2	CENTRAL BANK OF INDIA	16060	66446	95	187	1657	3755
3	PUNJAB NATIONAL BANK	22390	114096	4664	23768	9054	46139
4	CANARA BANK	4024	19194	1414	5967	904	2862
5	UCO BANK	6651	10268	154	854	4298	3894
6	BANK OF BARODA	6764	30942	55	495	2015	1015
7	UNION BANK OF INDIA	511	1774	260	1000	190	263
	<b>OTHER BANKS</b>						
8	BANK OF INDIA	4439	22619	402	2406	2752	9030
9	ALLAHABAD BANK	11883	24298	94	129	11234	12929
10	ANDHRA BANK	214	1267	75	392	95	295
11	BANK OF MAHARSHTRA	60	1069	0	0	25	230
12	CORPORATION BANK	89	428	1	10	18	86
13	INDIAN BANK	354	2036	252	1584	101	451
14	INDIAN OVERSEAS BANK	3545	5344	1	10	423	892
15	ORIENTAL BANK OF COM	205	890	0	0	153	515
16	PUNJAB AND SIND BANK	158	6028	1	7	2	8
17	SYNDICATE BANK	1457	8608	0	0	585	3698
18	UNITED BANK OF INDIA	380	4346	25	311	302	3036
	<b>Total Public Sector Bank</b>	<b>84697</b>	<b>384824</b>	<b>7510</b>	<b>37183</b>	<b>35068</b>	<b>92958</b>
	<b>PRIVATE BANKS</b>						
19	IDBI	3463	7475	1	1	3303	3703
20	ICICI BANK	1001	71235	0	0	58	1248
21	FEDERAL BANK	101	3394	10	500	90	1500
22	JAMMU KASHMIR BANK	2	10	0	0	1	5
23	SOUTH INDIAN BANK	13	470	0	0	1	1
24	AXIS BANK	566	7731	21	80	1	2
25	HDFC BANK	13229	30005	0	0	11356	3407
26	INDUSIND BANK	214	22714	0	0	0	0
27	KARNATAKA BANK	2	31	0	0	1	5
28	KOTAK MAHINDRA	174	549	0	0	2	3
29	YES BANK	23	2430	2	10	1	1
30	BANDHAN BANK	80696	55538	0	0	80695	55531
31	DEVELOPMENT CREDIT BANK	0	0	0	0	0	0
	<b>Total Private Sector Bank</b>	<b>99484</b>	<b>201582</b>	<b>34</b>	<b>591</b>	<b>95509</b>	<b>65406</b>
	<b>Total COMM. BANKS</b>	<b>184181</b>	<b>586406</b>	<b>7544</b>	<b>37774</b>	<b>130577</b>	<b>158364</b>
	<b>CO-OPERATIVE BANKS</b>						
32	STATE CO-OP. BANK	0	0	0	0	0	0
	<b>Total Cooperative Bank</b>	<b>0</b>	<b>0</b>	<b>0</b>	<b>0</b>	<b>0</b>	<b>0</b>
	<b>REGIONAL RURAL BANKS</b>						
33	DAKSHIN BIHAR GRAMIN BANK	7462	8825	3321	3872	4131	4753
34	UTTAR BIHAR GRAMIN BANK	7540	11208	4979	8371	2560	2825
	<b>Total Region Rural Bank</b>	<b>15002</b>	<b>20033</b>	<b>8300</b>	<b>12243</b>	<b>6691</b>	<b>7578</b>
	<b>SMALL FINANCE BANK</b>						
35	JANA BANK	221	288	0	0	0	0
36	UTKARSH SFB	50236	19270	10	90	47724	18306
37	UJJIVAN SFB	785	883	0	0	697	223
	<b>Total Small Finance Bank</b>	<b>51242</b>	<b>20441</b>	<b>10</b>	<b>90</b>	<b>48421</b>	<b>18529</b>
	<b>TOTAL FOR BIHAR</b>	<b>250425</b>	<b>626880</b>	<b>15854</b>	<b>50107</b>	<b>185689</b>	<b>184471</b>

STATE LEVEL BANKERS' COMMITTEE BIHAR, PATNA							
(CONVENOR- STATE BANK OF INDIA)				FY : 2019-20			
BANK WISE PROGRESS UNDER MICRO ENTERPRISES (MANUFACTURING + SERVICE ADVANCES ) AS ON : 30.06.2019							
SL. NO.	BANK NAME	TARGET	SANCTIONED		DISBURSED		ACHIEV %AGE
		AMOUNT	NO	AMOUNT	NO	AMOUNT	AMT
	LEAD BANKS						
1	STATE BANK OF INDIA	124847	4500	39569	4500	29051	23.27
2	CENTRAL BANK OF INDIA	54830	2565	6238	2565	6238	11.38
3	PUNJAB NATIONAL BANK	81298	20982	74646	20982	74646	91.82
4	CANARA BANK	27765	3498	7219	2250	5185	18.67
5	UCO BANK	23638	2939	5027	2836	4303	18.20
6	BANK OF BARODA	43990	1577	7478	1577	7478	17.00
7	UNION BANK OF INDIA	14119	453	840	453	820	5.81
	OTHER BANKS						
8	BANK OF INDIA	26538	3393	12621	3393	12378	46.64
9	ALLAHABAD BANK	31588	11452	17520	11352	16576	52.48
10	ANDHRA BANK	5930	59	247	59	247	4.17
11	BANK OF MAHARSHTRA	1414	30	560	30	560	39.60
12	CORPORATION BANK	763	39	131	39	131	17.17
13	INDIAN BANK	6328	83	173	83	173	2.73
14	INDIAN OVERSEAS BANK	9051	2514	2838	2514	2838	31.36
15	ORIENTAL BANK OF COM	4987	170	849	170	641	12.85
16	PUNJAB AND SIND BANK	3071	25	308	25	308	10.03
17	SYNDICATE BANK	5446	518	3070	518	3070	56.37
18	UNITED BANK OF INDIA	8726	355	3700	355	3600	41.26
	Total Public Sector Bank	474329	55152	183034	53701	168243	35.47
	PRIVATE BANKS						
19	IDBI	10553	3431	9335	3431	7052	66.82
20	ICICI BANK	33964	686	36327	686	36327	106.96
21	FEDERAL BANK	1157	79	1766	79	1766	152.64
22	JAMMU KASHMIR BANK	244	1	5	1	5	2.05
23	SOUTH INDIAN BANK	259	13	470	13	470	181.47
24	AXIS BANK	7939	503	5731	503	5731	72.19
25	HDFC BANK	54274	12888	14197	12888	14197	26.16
26	INDUSIND BANK	34004	0	0	0	0	0.00
27	KARNATAKA BANK	80	2	31	2	31	38.75
28	KOTAK MAHINDRA	1172	137	53	137	53	4.52
29	YES BANK	181	16	1247	16	1247	688.95
30	BANDHAN BANK	73796	79968	54587	79968	54587	73.97
31	DEVELOPMENT CREDIT BANK	215	0	0	0	0	0.00
	Total Private Sector Bank	217838	97724	123749	97724	121466	55.76
	Total COMM. BANKS	692167	152876	306783	151425	289709	41.86
	CO-OPERATIVE BANKS						
32	STATE CO-OP. BANK	0	0	0	0	0	0.00
	Total Cooperative Bank	0	0	0	0	0	0.00
	REGIONAL RURAL BANKS						
33	DAKSHIN BIHAR GRAMIN BANK	19828	3308	4018	3308	4018	20.26
34	UTTAR BIHAR GRAMIN BANK	19730	7592	11394	7540	11208	56.81
	Total Region Rural Bank	39558	10900	15412	10848	15226	38.49
	SMALL FINANCE BANK						
35	JANA BANK	517	0	0	0	0	0.00
36	UTKARSH SFB	17019	50236	19270	50236	19270	113.23
37	UJJIVAN SFB	739	785	883	785	883	119.49
	Total Small Finance Bank	18275	51021	20153	51021	20153	110.28
	TOTAL FOR BIHAR	750000	214797	342348	213294	325088	43.35

STATE LEVEL BANKERS' COMMITTEE BIHAR, PATNA									
(CONVENOR- STATE BANK OF INDIA)					FY : 2019-20				
BANK WISE PROGRESS UNDER MICRO ENTERPRISES (MANUFACTURING & SERVICE ADVANCES ) AS ON : 30.06.2019 ( Rs. In Lakhs)									
SL. NO.	BANK NAME	SANCTIONED				DISBURSED			
		MANUFACTURING		SERVICES		MANUFACTURING		SERVICES	
		NO.	AMOUNT	NO.	AMOUNT	NO.	AMOUNT	NO.	AMOUNT
	LEAD BANKS								
1	STATE BANK OF INDIA	415	3130	4085	36439	415	2488	4085	26563
2	CENTRAL BANK OF INDIA	813	2296	1752	3942	813	2296	1752	3942
3	PUNJAB NATIONAL BANK	1174	7248	19808	67398	1174	7248	19808	67398
4	CANARA BANK	2915	6386	583	833	1836	4789	414	396
5	UCO BANK	889	2487	2050	2540	842	2295	1994	2008
6	BANK OF BARODA	1012	4486	565	2992	1012	4486	565	2992
7	UNION BANK OF INDIA	37	60	416	780	37	57	416	763
	OTHER BANKS								
8	BANK OF INDIA	460	2856	2933	9765	460	2754	2933	9624
9	ALLAHABAD BANK	4148	4534	7304	12986	4048	4231	7304	12345
10	ANDHRA BANK	34	125	25	122	34	125	25	122
11	BANK OF MAHARSHTRA	30	560	0	0	30	560	0	0
12	CORPORATION BANK	19	42	20	89	19	42	20	89
13	INDIAN BANK	5	13	78	160	5	13	78	160
14	INDIAN OVERSEAS BANK	827	948	1687	1890	827	948	1687	1890
15	ORIENTAL BANK OF COM	17	74	153	775	17	52	153	589
16	PUNJAB AND SIND BANK	10	98	15	210	10	98	15	210
17	SYNDICATE BANK	128	720	390	2350	128	720	390	2350
18	UNITED BANK OF INDIA	40	20	315	3680	40	20	315	3580
	Total Public Sector Bank	12973	36083	42179	146951	11747	33222	41954	135021
	PRIVATE BANKS								
19	IDBI	225	686	3206	8649	225	402	3206	6650
20	ICICI BANK	30	2427	656	33900	30	2427	656	33900
21	FEDERAL BANK	6	400	73	1366	6	400	73	1366
22	JAMMU KASHMIR BANK	1	5	0	0	1	5	0	0
23	SOUTH INDIAN BANK	13	470	0	0	13	470	0	0
24	AXIS BANK	14	119	489	5612	14	119	489	5612
25	HDFC BANK	4794	1678	8094	12519	4794	1678	8094	12519
26	INDUSIND BANK	0	0	0	0	0	0	0	0
27	KARNATAKA BANK	0	0	2	31	0	0	2	31
28	KOTAK MAHINDRA	0	0	137	53	0	0	137	53
29	YES BANK	1	369	15	878	1	369	15	878
30	BANDHAN BANK	13507	8828	66461	45759	13507	8828	66461	45759
31	DEVELOPMENT CREDIT BANK	0	0	0	0	0	0	0	0
	Total Private Sector Bank	18591	14982	79133	108767	18591	14698	79133	106768
	Total COMM. BANKS	31564	51065	121312	255718	30338	47920	121087	241789
	CO-OPERATIVE BANKS								
32	STATE CO-OP. BANK	0	0	0	0	0	0	0	0
	Total Cooperative Bank	0	0	0	0	0	0	0	0
	REGIONAL RURAL BANKS								
33	DAKSHIN BIHAR GRAMIN BANK	761	1023	2547	2995	761	1023	2547	2995
34	UTTAR BIHAR GRAMIN BANK	694	1041	6898	10353	689	1025	6851	10183
	Total Region Rural Bank	1455	2064	9445	13348	1450	2048	9398	13178
	SMALL FINANCE BANK								
35	JANA BANK	0	0	0	0	0	0	0	0
36	UTKARSH SFB	20596	8201	29640	11069	20596	8201	29640	11069
37	UJJIVAN SFB	88	660	697	223	88	660	697	223
	Total Small Finance Bank	20684	8861	30337	11292	20684	8861	30337	11292
	TOTAL FOR BIHAR	53703	61990	161094	280358	52472	58829	160822	266259

STATE LEVEL BANKERS' COMMITTEE BIHAR, PATNA							
(CONVENOR- STATE BANK OF INDIA)				FY : 2019-20			
BANK WISE PROGRESS UNDER SMALL ENTERPRISES (MANUFACTURING + SERVICE ADVANCES ) AS ON : 30.06.2019							
Rs. in Lakhs							
SL. NO.	BANK NAME	TARGET	SANCTIONED		DISBURSED		ACHIEV %AGE
		AMOUNT	NO	AMOUNT	NO	AMOUNT	AMT
	LEAD BANKS						
1	STATE BANK OF INDIA	104006	710	19122	710	14469	13.91
2	CENTRAL BANK OF INDIA	45692	475	9771	475	9771	21.38
3	PUNJAB NATIONAL BANK	67717	1346	34061	1346	34061	50.3
4	CANARA BANK	23138	1859	10180	1312	7076	30.58
5	UCO BANK	19708	636	3578	600	2877	14.6
6	BANK OF BARODA	36664	1272	10541	1272	10541	28.75
7	UNION BANK OF INDIA	11773	26	177	26	176	1.49
	OTHER BANKS						
8	BANK OF INDIA	22120	307	5076	307	4926	22.27
9	ALLAHABAD BANK	26330	117	3665	117	3627	13.78
10	ANDHRA BANK	4949	104	520	104	520	10.51
11	BANK OF MAHARSHTRA	1180	0	0	0	0	0
12	CORPORATION BANK	646	50	297	50	297	45.98
13	INDIAN BANK	5288	15	271	15	271	5.12
14	INDIAN OVERSEAS BANK	7541	676	1510	676	1510	20.02
15	ORIENTAL BANK OF COM	4166	32	253	32	175	4.2
16	PUNJAB AND SIND BANK	2560	49	1114	49	1114	43.52
17	SYNDICATE BANK	4535	65	540	65	540	11.91
18	UNITED BANK OF INDIA	7279	25	800	25	746	10.25
	Total Public Sector Bank	395292	7764	101476	7181	92697	23.45
	PRIVATE BANKS						
19	IDBI	8788	28	329	28	216	2.46
20	ICICI BANK	28320	292	30834	292	30834	108.88
21	FEDERAL BANK	964	21	1503	21	1503	155.91
22	JAMMU KASHMIR BANK	204	0	0	0	0	0
23	SOUTH INDIAN BANK	216	0	0	0	0	0
24	AXIS BANK	6609	40	1352	40	1352	20.46
25	HDFC BANK	45228	292	13619	292	13619	30.11
26	INDUSIND BANK	28337	0	0	0	0	0
27	KARNATAKA BANK	67	0	0	0	0	0
28	KOTAK MAHINDRA	977	25	310	25	310	31.73
29	YES BANK	151	5	183	5	183	121.19
30	BANDHAN BANK	61467	727	947	727	947	1.54
31	DEVELOPMENT CREDIT BANK	179	0	0	0	0	0
	Total Private Sector Bank	181507	1430	49077	1430	48964	26.98
	Total COMM. BANKS	576799	9194	150553	8611	141661	24.56
	CO-OPERATIVE BANKS						
32	STATE CO-OP. BANK	0	0	0	0	0	0
	Total Cooperative Bank	0	0	0	0	0	0
	REGIONAL RURAL BANKS						
33	DAKSHIN BIHAR GRAMIN BANK	16523	3049	3396	3049	3396	20.55
34	UTTAR BIHAR GRAMIN BANK	16442	0	0	0	0	0
	Total Region Rural Bank	32965	3049	3396	3049	3396	10.3
	SMALL FINANCE BANK						
35	Jana Bank	432	0	0	0	0	0
36	UTKARSH SFB	14184	0	0	0	0	0
37	UJJIVAN SFB	620	0	0	0	0	0
	Total Small Financial Bank	15236	0	0	0	0	0
	TOTAL FOR BIHAR	625000	12243	153949	11660	145057	23.21

STATE LEVEL BANKERS' COMMITTEE BIHAR, PATNA									
(CONVENOR- STATE BANK OF INDIA)									
FY :2019-20									
BANK WISE PROGRESS UNDER SMALL ENTERPRISES (MANUFACTURING & SERVICE ADVANCES ) AS ON : 30.06.2019 (Rs. In Lakhs)									
SL. NO.	BANK NAME	SANCTIONED				DISBURSED			
		MANUFACTURING		SERVICES		MANUFACTURING		SERVICES	
		NO.	AMOUNT	NO.	AMOUNT	NO.	AMOUNT	NO.	AMOUNT
	LEAD BANKS								
1	STATE BANK OF INDIA	28	1704	682	17418	28	967	682	13502
2	CENTRAL BANK OF INDIA	128	4107	347	5664	128	4107	347	5664
3	PUNJAB NATIONAL BANK	105	4019	1241	30042	105	4019	1241	30042
4	CANARA BANK	1531	5090	328	5090	1118	3411	194	3665
5	UCO BANK	124	1680	512	1898	112	1400	488	1477
6	BANK OF BARODA	907	7256	365	3285	907	7256	365	3285
7	UNION BANK OF INDIA	4	27	22	150	4	27	22	149
	OTHER BANKS								
8	BANK OF INDIA	43	1124	264	3952	43	1075	264	3851
9	ALLAHABAD BANK	31	944	86	2721	31	936	86	2691
10	ANDHRA BANK	59	295	45	225	59	295	45	225
11	BANK OF MAHARSHTRA	0	0	0	0	0	0	0	0
12	CORPORATION BANK	8	119	22	178	28	119	22	178
13	INDIAN BANK	4	50	11	221	4	50	11	221
14	INDIAN OVERSEAS BANK	261	591	415	919	261	591	415	919
15	ORIENTAL BANK OF COM	1	21	31	232	1	2	31	173
16	PUNJAB AND SIND BANK	21	596	28	518	21	596	28	518
17	SYNDICATE BANK	18	227	47	313	18	227	47	313
18	UNITED BANK OF INDIA	15	600	10	200	15	546	10	200
	Total Public Sector Bank	3308	28450	4456	73026	2883	25624	4298	67073
	PRIVATE BANKS								
19	IDBI	12	131	16	198	12	70	16	146
20	ICICI BANK	25	3851	267	26983	25	3851	267	26983
21	FEDERAL BANK	1	100	20	1403	1	100	20	1403
22	JAMMU KASHMIR BANK	0	0	0	0	0	0	0	0
23	SOUTH INDIAN BANK	0	0	0	0	0	0	0	0
24	AXIS BANK	17	720	23	632	17	720	23	632
25	HDFC BANK	8	736	284	12883	8	736	284	12883
26	INDUSIND BANK	0	0	0	0	0	0	0	0
27	KARNATAKA BANK	0	0	0	0	0	0	0	0
28	KOTAK MAHINDRA	0	0	25	310	0	0	25	310
29	YES BANK	0	0	5	183	0	0	5	183
30	BANDHAN BANK	20	129	707	818	20	129	707	818
31	DEVELOPMENT CREDIT BANK	0	0	0	0	0	0	0	0
	Total Private Sector Bank	83	5667	1347	43410	83	5606	1347	43358
	Total COMM. BANKS	3391	34117	5803	116436	2966	31230	5645	110431
	CO-OPERATIVE BANKS								
32	STATE CO-OP. BANK	0	0	0	0	0	0	0	0
	Total Cooperative Bank	0	0	0	0	0	0	0	0
	REGIONAL RURAL BANKS								
33	DAKSHIN BIHAR GRAMIN BANK	562	698	2487	2698	562	698	2487	2698
34	UTTAR BIHAR GRAMIN BANK	0	0	0	0	0	0	0	0
	Total Region Rural Bank	562	698	2487	2698	562	698	2487	2698
	SMALL FINANCE BANK								
35	JANA BANK	0	0	0	0	0	0	0	0
36	UTKARSH SFB	0	0	0	0	0	0	0	0
37	UJJIVAN SFB	0	0	0	0	0	0	0	0
	Total Small Financial Bank	0	0	0	0	0	0	0	0
	TOTAL FOR BIHAR	3953	34815	8290	119134	3528	31928	8132	113129

**STATE LEVEL BANKERS' COMMITTEE BIHAR, PATNA**  
**(CONVENOR- STATE BANK OF INDIA) FY : 2019-20**  
**BANK WISE PROGRESS UNDER MEDIUM ENTERPRISES (MANUFACTURING + SERVICE ADVANCES ) AS ON : 30.06.2019**

Rs. in Lakhs							
SL. NO.	BANK NAME	TARGET	SANCTIONED		DISBURSED		ACHIEV %AGE
		AMOUNT	NO	AMOUNT	NO	AMOUNT	AMT
	<b>LEAD BANKS</b>						
1	STATE BANK OF INDIA	74871	15	4490	14	3815	5.10
2	CENTRAL BANK OF INDIA	32898	4	49	4	49	0.15
3	PUNJAB NATIONAL BANK	48783	39	5353	39	5353	10.97
4	CANARA BANK	16660	38	5998	25	4483	26.91
5	UCO BANK	14187	0	0	0	0	0.00
6	BANK OF BARODA	26395	100	7420	100	7420	28.11
7	UNION BANK OF INDIA	8461	5	35	5	16	0.19
	<b>OTHER BANKS</b>						
8	BANK OF INDIA	15922	4	875	4	280	1.76
9	ALLAHABAD BANK	18953	2	1020	2	975	5.14
10	ANDHRA BANK	3554	36	485	36	485	13.65
11	BANK OF MAHARSHTRA	845	0	0	0	0	0.00
12	CORPORATION BANK	466	0	0	0	0	0.00
13	INDIAN BANK	3814	3	7	3	7	0.18
14	INDIAN OVERSEAS BANK	5428	172	751	172	751	13.84
15	ORIENTAL BANK OF COM	2999	3	76	3	74	2.47
16	PUNJAB AND SIND BANK	1841	25	3598	25	3598	195.44
17	SYNDICATE BANK	3269	2	88	2	88	2.69
18	UNITED BANK OF INDIA	5245	0	0	0	0	0.00
	<b>Total Public Sector Bank</b>	<b>284591</b>	<b>448</b>	<b>30245</b>	<b>434</b>	<b>27394</b>	<b>9.63</b>
	<b>PRIVATE BANKS</b>						
19	IDBI	6340	4	211	4	207	3.26
20	ICICI BANK	20374	23	4074	23	4074	20.00
21	FEDERAL BANK	693	1	125	1	125	18.04
22	JAMMU KASHMIR BANK	147	0	0	0	0	0.00
23	SOUTH INDIAN BANK	156	0	0	0	0	0.00
24	AXIS BANK	4766	23	648	23	648	13.60
25	HDFC BANK	32553	49	2189	49	2189	6.72
26	INDUSIND BANK	20404	0	0	0	0	0.00
27	KARNATAKA BANK	48	0	0	0	0	0.00
28	KOTAK MAHINDRA	704	12	186	12	186	26.42
29	YES BANK	109	2	1000	2	1000	917.43
30	BANDHAN BANK	44279	1	4	1	4	0.01
31	DEVELOPMENT CREDIT BANK	129	0	0	0	0	0.00
	<b>Total Private Sector Bank</b>	<b>130702</b>	<b>115</b>	<b>8437</b>	<b>115</b>	<b>8433</b>	<b>6.45</b>
	<b>Total COMM. BANKS</b>	<b>415293</b>	<b>563</b>	<b>38682</b>	<b>549</b>	<b>35827</b>	<b>8.63</b>
	<b>CO-OPERATIVE BANKS</b>						
32	STATE CO-OP. BANK	0	0	0	0	0	0.00
	<b>Total Cooperative Bank</b>	<b>0</b>	<b>0</b>	<b>0</b>	<b>0</b>	<b>0</b>	<b>0.00</b>
	<b>REGIONAL RURAL BANKS</b>						
33	DAKSHIN BIHAR GRAMIN BANK	11897	0	0	0	0	0.00
34	UTTAR BIHAR GRAMIN BANK	11836	0	0	0	0	0.00
	<b>Total Region Rural Bank</b>	<b>23733</b>	<b>0</b>	<b>0</b>	<b>0</b>	<b>0</b>	<b>0.00</b>
	<b>SMALL FINANCE BANK</b>						
35	Jana Bank	312	0	0	0	0	0.00
36	UTKARSH SFB	10220	0	0	0	0	0.00
37	UJJIVAN SFB	442	0	0	0	0	0.00
	<b>Total Small Financial Bank</b>	<b>10974</b>	<b>0</b>	<b>0</b>	<b>0</b>	<b>0</b>	<b>0.00</b>
	<b>TOTAL FOR BIHAR</b>	<b>450000</b>	<b>563</b>	<b>38682</b>	<b>549</b>	<b>35827</b>	<b>7.96</b>



STATE LEVEL BANKERS' COMMITTEE BIHAR, PATNA									
(CONVENOR- STATE BANK OF INDIA) FY :2019-20									
BANK WISE PROGRESS UNDER MEDIUM ENTERPRISES (MANUFACTURING & SERVICE ADVANCES ) AS ON : 30.06.2019 (Rs. In Lakhs)									
SL. NO.	BANK NAME	SANCTIONED				DISBURSED			
		MANUFACTURING		SERVICES		MANUFACTURING		SERVICES	
		NO.	AMOUNT	NO.	AMOUNT	NO.	AMOUNT	NO.	AMOUNT
	LEAD BANKS								
1	STATE BANK OF INDIA	5	3183	10	1307	4	2612	10	1203
2	CENTRAL BANK OF INDIA	2	16	2	33	2	16	2	33
3	PUNJAB NATIONAL BANK	8	2004	31	3349	8	2004	31	3349
4	CANARA BANK	26	3832	12	2166	20	2989	5	1494
5	UCO BANK	0	0	0	0	0	0	0	0
6	BANK OF BARODA	75	5625	25	1795	75	5625	25	1795
7	UNION BANK OF INDIA	1	15	4	20	1	7	4	9
	OTHER BANKS								
8	BANK OF INDIA	0	0	4	875	0	0	4	280
9	ALLAHABAD BANK	0	0	2	1020	0	0	2	975
10	ANDHRA BANK	15	275	21	210	15	275	21	210
11	BANK OF MAHARSHTRA	0	0	0	0	0	0	0	0
12	CORPORATION BANK	0	0	0	0	0	0	0	0
13	INDIAN BANK	3	7	0	0	3	7	0	0
14	INDIAN OVERSEAS BANK	59	197	113	554	59	197	113	554
15	ORIENTAL BANK OF COM	0	0	3	76	0	0	3	74
16	PUNJAB AND SIND BANK	25	3598	0	0	25	3598	0	0
17	SYNDICATE BANK	0	0	2	88	0	0	2	88
18	UNITED BANK OF INDIA	0	0	0	0	0	0	0	0
	Total Public Sector Bank	219	18752	229	11493	212	17330	222	10064
	PRIVATE BANKS								
19	IDBI	2	10	2	201	2	6	2	201
20	ICICI BANK	7	1820	16	2254	7	1820	16	2254
21	FEDERAL BANK	0	0	1	125	0	0	1	125
22	JAMMU KASHMIR BANK	0	0	0	0	0	0	0	0
23	SOUTH INDIAN BANK	0	0	0	0	0	0	0	0
24	AXIS BANK	13	349	10	299	13	349	10	299
25	HDFC BANK	1	250	48	1939	1	250	48	1939
26	INDUSIND BANK	0	0	0	0	0	0	0	0
27	KARNATAKA BANK	0	0	0	0	0	0	0	0
28	KOTAK MAHINDRA	0	0	12	186	0	0	12	186
29	YES BANK	2	1000	0	0	2	1000	0	0
30	BANDHAN BANK	0	0	1	4	0	0	1	4
31	DEVELOPMENT CREDIT BANK	0	0	0	0	0	0	0	0
	Total Private Sector Bank	25	3429	90	5008	25	3425	90	5008
	Total COMM. BANKS	244	22181	319	16501	237	20755	312	15072
	CO-OPERATIVE BANKS								
32	STATE CO-OP. BANK	0	0	0	0	0	0	0	0
	Total Cooperative Bank	0	0	0	0	0	0	0	0
	REGIONAL RURAL BANKS								
33	DAKSHIN BIHAR GRAMIN BANK	0	0	0	0	0	0	0	0
34	UTTAR BIHAR GRAMIN BANK	0	0	0	0	0	0	0	0
	Total Region Rural Bank	0	0	0	0	0	0	0	0
	SMALL FINANCE BANK								
35	JANA BANK	0	0	0	0	0	0	0	0
36	UTKARSH SFB	0	0	0	0	0	0	0	0
37	UJJIVAN SFB	0	0	0	0	0	0	0	0
	Total Small Financial Bank	0	0	0	0	0	0	0	0
	TOTAL FOR BIHAR	244	22181	319	16501	237	20755	312	15072

## STATE LEVEL BANKERS' COMMITTEE BIHAR, PATNA

(CONVENOR- STATE BANK OF INDIA)

FY : 2019-20

psb59minutes.com As on 30.06.2019

(Amount in Rs. Lacs)

SI NO.	BANK NAME	No. of Applications Received by Banks	Sanctioned by Banks		Disbursed	
			No. of A/C	Amount	No. of A/C	Amount
	<b>LEAD BANKS</b>					
1	STATE BANK OF INDIA	82	11	2	2	1
2	CENTRAL BANK OF INDIA	6	3	72	3	61
3	PUNJAB NATIONAL BANK	249	92	27	92	27
4	CANARA BANK	26	20	481	20	392
5	UCO BANK	8	8	124	5	41
6	BANK OF BARODA	219	124	3522	106	3035
7	UNION BANK OF INDIA	0	0	0	0	0
	<b>OTHER BANKS</b>					
8	BANK OF INDIA	271	178	4713	147	3806
9	ALLAHABAD BANK	0	0	0	0	0
10	ANDHRA BANK	16	5	167	5	167
11	BANK OF MAHARSHTRA	0	0	0	0	0
12	CORPORATION BANK	0	0	0	0	0
13	INDIAN BANK	1	0	0	0	0
14	INDIAN OVERSEAS BANK	11	4	36	6	51
15	ORIENTAL BANK OF COM	7	5	145	2	45
16	PUNJAB AND SIND BANK	0	0	0	0	0
17	SYNDICATE BANK	0	0	0	0	0
18	UNITED BANK OF INDIA	2	0	0	0	0
	<b>Total Public Sector Bank</b>	<b>898</b>	<b>450</b>	<b>9289</b>	<b>388</b>	<b>7626</b>
	<b>PRIVATE BANKS</b>					
19	IDBI	0	0	0	0	0
20	ICICI BANK	0	0	0	0	0
21	FEDERAL BANK	0	0	0	0	0
22	JAMMU KASHMIR BANK	0	0	0	0	0
23	SOUTH INDIAN BANK	0	0	0	0	0
24	AXIS BANK	0	0	0	0	0
25	HDFC BANK	0	0	0	0	0
26	INDUSIND BANK	0	0	0	0	0
27	KARNATAKA BANK	0	0	0	0	0
28	KOTAK MAHINDRA	0	0	0	0	0
29	YES BANK	0	0	0	0	0
30	BANDHAN BANK	0	0	0	0	0
31	DEVELOPMENT CREDIT BANK	0	0	0	0	0
	<b>Total Private Sector Bank</b>	<b>0</b>	<b>0</b>	<b>0</b>	<b>0</b>	<b>0</b>
	<b>Total COMM. BANKS</b>	<b>898</b>	<b>450</b>	<b>9289</b>	<b>388</b>	<b>7626</b>
	<b>CO-OPERATIVE BANKS</b>					
32	STATE CO-OP. BANK	0	0	0	0	0
	<b>Total Cooperative Bank</b>	<b>0</b>	<b>0</b>	<b>0</b>	<b>0</b>	<b>0</b>
	<b>REGIONAL RURAL BANKS</b>					
33	DAKSHIN BIHAR GRAMIN BANK	0	0	0	0	0
34	UTTAR BIHAR GRAMIN BANK	0	0	0	0	0
	<b>Total Region Rural Bank</b>	<b>0</b>	<b>0</b>	<b>0</b>	<b>0</b>	<b>0</b>
	<b>SMALL FINANCE BANK</b>					
35	JANA SFB	0	0	0	0	0
36	UTKARSH SFB	0	0	0	0	0
37	UJJIVAN SFB	0	0	0	0	0
	<b>Total Small Financial Bank</b>	<b>0</b>	<b>0</b>	<b>0</b>	<b>0</b>	<b>0</b>
	<b>TOTAL FOR BIHAR</b>	<b>898</b>	<b>450</b>	<b>9289</b>	<b>388</b>	<b>7626</b>

STATE LEVEL BANKERS' COMMITTEE BIHAR, PATNA					
(CONVENOR- STATE BANK OF INDIA)					
BANK WISE PROGRESS UNDER CGTMSE Coverage As On: 30.06.2019 (Rs. In Lacs)					
SL. NO.	BANK NAME	SANCTIONED		DISBURSED	
		NO	AMOUNT	NO	AMOUNT
	LEAD BANKS				
1	STATE BANK OF INDIA	601	4250	601	4250
2	CENTRAL BANK OF INDIA	8	59	8	54
3	PUNJAB NATIONAL BANK	166	1595	166	1595
4	CANARA BANK	945	2268	830	1969
5	UCO BANK	12	245	12	180
6	BANK OF BARODA	310	684	310	684
7	UNION BANK OF INDIA	0	0	0	0
	OTHER BANKS				
8	BANK OF INDIA	159	2040	159	1469
9	ALLAHABAD BANK	335	1928	335	1928
10	ANDHRA BANK	236	1888	236	1888
11	BANK OF MAHARSHTRA	23	46	23	46
12	CORPORATION BANK	20	89	20	89
13	INDIAN BANK	101	451	101	451
14	INDIAN OVERSEAS BANK	183	986	183	986
15	ORIENTAL BANK OF COM	39	309	39	300
16	PUNJAB AND SIND BANK	0	0	0	0
17	SYNDICATE BANK	1757	4790	1757	4790
18	UNITED BANK OF INDIA	4	50	4	50
	Total Public Sector Bank	4899	21678	4784	20729
	PRIVATE BANKS				
19	IDBI	0	0	0	0
20	ICICI BANK	0	0	0	0
21	FEDERAL BANK	0	0	0	0
22	JAMMU KASHMIR BANK	2	10	2	10
23	SOUTH INDIAN BANK	0	0	0	0
24	AXIS BANK	1	7	1	7
25	HDFC BANK	0	0	0	0
26	INDUSIND BANK	0	0	0	0
27	KARNATAKA BANK	0	0	0	0
28	KOTAK MAHINDRA	0	0	0	0
29	YES BANK	0	0	0	0
30	BANDHAN BANK	0	0	0	0
31	DEVELOPMENT CREDIT BANK	0	0	0	0
	Total Private Sector Bank	3	17	3	17
	Total COMM. BANKS	4902	21695	4787	20746
	CO-OPERATIVE BANKS				
32	STATE CO-OP. BANK	0	0	0	0
	Total Cooperative Bank	0	0	0	0
	REGIONAL RURAL BANKS				
33	DAKSHIN BIHAR GRAMIN BANK	0	0	0	0
34	UTTAR BIHAR GRAMIN BANK	242	614	242	614
	Total Region Rural Bank	242	614	242	614
	SMALL FINANCE BANK				
35	Jana Bank	0	0	0	0
36	UTKARSH SFB	0	0	0	0
37	UJJIVAN SFB	0	0	0	0
	Total Small Financial Bank	0	0	0	0
	TOTAL FOR BIHAR	5144	22309	5029	21360

STATE LEVEL BANKERS' COMMITTEE BIHAR, PATNA							
(CONVENOR- STATE BANK OF INDIA)				FY :2019-20			
BANK WISE PROGRESS UNDER SMALL ROAD TRANSPORT AS ON 30.06.2019							
(Amount in Rs. Lacs)							
SL. NO.	BANK NAME	TARGET	SANCTIONED		DISBURSED		ACHIEV %AGE
		NO.	NO.	AMOUNT	NO.	AMOUNT	NO.
	<b>LEAD BANKS</b>						
1	STATE BANK OF INDIA	4800	93	612	93	612	1.94
2	CENTRAL BANK OF INDIA	2100	0	0	0	0	0.00
3	PUNJAB NATIONAL BANK	2000	21	86	21	86	1.05
4	CANARA BANK	750	0	0	0	0	0.00
5	UCO BANK	2000	0	0	0	0	0.00
6	BANK OF BARODA	1750	25	75	25	75	1.43
7	UNION BANK OF INDIA	600	0	0	0	0	0.00
	<b>OTHER BANKS</b>						--
8	BANK OF INDIA	1350	67	694	67	652	4.96
9	ALLAHABAD BANK	1100	184	1334	184	1334	16.73
10	ANDHRA BANK	100	651	1060	651	1060	651.00
11	BANK OF MAHARSHTRA	100	0	0	0	0	0.00
12	CORPORATION BANK	100	0	0	0	0	0.00
13	INDIAN BANK	250	0	0	0	0	0.00
14	INDIAN OVERSEAS BANK	300	57	740	57	740	19.00
15	ORIENTAL BANK OF COM	200	0	0	0	0	0.00
16	PUNJAB AND SIND BANK	100	0	0	0	0	0.00
17	SYNDICATE BANK	300	0	0	0	0	0.00
18	UNITED BANK OF INDIA	1000	0	0	0	0	0.00
	<b>Total Public Sector Bank</b>	<b>18900</b>	<b>1098</b>	<b>4601</b>	<b>1098</b>	<b>4559</b>	<b>5.81</b>
	<b>PRIVATE BANKS</b>						--
19	IDBI	200	19	120	19	120	9.50
20	ICICI BANK	400	0	0	0	0	0.00
21	FEDERAL BANK	10	0	0	0	0	0.00
22	JAMMU KASHMIR BANK	10	0	0	0	0	0.00
23	SOUTH INDIAN BANK	10	0	0	0	0	0.00
24	AXIS BANK	400	0	0	0	0	0.00
25	HDFC BANK	400	0	0	0	0	0.00
26	INDUSIND BANK	430	0	0	0	0	0.00
27	KARNATAKA BANK	10	0	0	0	0	0.00
28	KOTAK MAHINDRA	10	0	0	0	0	0.00
29	YES BANK	10	0	0	0	0	0.00
30	BANDHAN BANK	10	0	0	0	0	0.00
31	DEVELOPMENT CREDIT BANK	0	0	0	0	0	--
	<b>Total Private Sector Bank</b>	<b>1900</b>	<b>19</b>	<b>120</b>	<b>19</b>	<b>120</b>	<b>1.00</b>
	<b>Total COMM. BANKS</b>	<b>20800</b>	<b>1117</b>	<b>4721</b>	<b>1117</b>	<b>4679</b>	<b>5.37</b>
	<b>CO-OPERATIVE BANKS</b>						--
32	STATE CO-OP. BANK	0	0	0	0	0	--
	<b>Total Cooperative Bank</b>	<b>0</b>	<b>0</b>	<b>0</b>	<b>0</b>	<b>0</b>	<b>--</b>
	<b>REGIONAL RURAL BANKS</b>						--
33	DAKSHIN BIHAR GRAMIN BANK	700	0	0	0	0	0.00
34	UTTAR BIHAR GRAMIN BANK	500	0	0	0	0	0.00
	<b>Total Region Rural Bank</b>	<b>1200</b>	<b>0</b>	<b>0</b>	<b>0</b>	<b>0</b>	<b>0.00</b>
	<b>SMALL FINANCE BANK</b>						--
35	Jana Bank	0	0	0	0	0	--
36	UTKARSH SFB	0	0	0	0	0	--
37	UJJIVAN SFB	0	0	0	0	0	--
	<b>Total Small Financial Bank</b>	<b>0</b>	<b>0</b>	<b>0</b>	<b>0</b>	<b>0</b>	<b>--</b>
	<b>TOTAL FOR BIHAR</b>	<b>22000</b>	<b>1117</b>	<b>4721</b>	<b>1117</b>	<b>4679</b>	<b>5.08</b>



## STATE LEVEL BANKERS' COMMITTEE BIHAR, PATNA

(CONVENOR - STATE BANK OF INDIA)

FY : 2019-20

DISTRICT WISE PERFORMANCE UNDER : KISAN CREDIT CARD AS ON 30.06.2019

(Amt in Rs. Lacs)

SL	DISTRICT NAME	KCC - NEW										KCC - RENEW										TOTAL KCC (NEW+RENEW)										KCC DISBURSEMENT						LANDLESS LABOURY/TENANT FARMER/ORAL LEASE		KCC due for renewal	
		TARGET		SANCTION		DISBURSED		% ACHIEVEMENT		SANCTION		DISBURSED		DISBURSED		SANCTION		DISBURSED		RABI		KHARIF		TOTAL		NO.		AMT.		NO.		AMT.		NO.		AMT.					
		NO.	AMT.	NO.	AMT.	NO.	AMT.	NO.	AMT.	NO.	AMT.	NO.	AMT.	NO.	AMT.	NO.	AMT.	NO.	AMT.	NO.	AMT.	NO.	AMT.	NO.	AMT.	NO.	AMT.	NO.	AMT.	NO.	AMT.	NO.	AMT.	NO.	AMT.						
1	Araria	26099	26101	941	973	793	842	3.04	3.23	12819	11576	12780	11511	13760	12549	13573	12353	0	12353	12353	216	96	29629	23469																	
2	Arwal	9363	9363	255	242	219	211	2.34	2.25	3815	2959	3545	2632	4070	3201	3764	2843	0	2843	2843	41	30	5268	4080																	
3	Aurangabad	26245	26242	678	5364	493	426	1.88	1.62	12946	9612	12897	9532	13624	14976	13390	9958	0	9958	9958	191	186	41495	17035																	
4	Banka	19114	19112	1269	1566	1121	1260	5.86	6.59	7050	6410	7011	6147	8319	7976	8132	7407	0	7407	7407	748	327	19987	10539																	
5	Begusarai	32244	32247	1383	2046	1345	1723	4.17	5.34	19223	12572	19213	12382	20606	14618	20558	14105	0	14105	14105	1076	537	57757	26511																	
6	Bhagalpur	35139	35140	2024	2653	1838	2196	5.23	6.25	11857	11369	11808	10769	13881	14022	13646	12965	0	12965	12965	1090	511	27014	22633																	
7	Bhojpur	29511	29515	414	511	340	420	1.15	1.42	12778	9709	11881	8645	13192	10220	12221	9065	0	9065	9065	116	64	19769	16385																	
8	Buxar	22256	22261	709	671	598	600	2.69	2.70	11030	8271	10567	7715	11739	8942	11165	8315	0	8315	8315	75	53	15901	13498																	
9	Darbhanga	28865	28865	487	535	451	475	1.56	1.65	4027	3704	4017	3682	4514	4239	4468	4137	0	4137	4137	284	172	25847	13907																	
10	East Champaran	37735	37737	927	1156	813	1078	2.15	2.86	18376	12165	18346	12117	19303	13321	19159	13195	0	13195	13195	244	187	144884	79200																	
11	Gaya	36483	36485	612	736	576	665	1.58	1.82	20842	15551	20832	15507	21454	16287	21408	16172	0	16172	16172	290	161	29026	18922																	
12	Gopalganj	30194	30194	396	372	283	297	0.94	0.98	5540	5272	5430	5247	5936	5644	5713	5544	0	5544	5544	156	124	68635	39685																	
13	Jamui	18613	18617	996	1014	885	897	4.75	4.82	14317	10615	14287	10531	15313	11629	15172	11428	0	11428	11428	235	116	33190	21707																	
14	Jehanabad	11524	11526	201	230	201	220	1.74	1.91	4325	3289	4325	3278	4526	3519	4526	3498	0	3498	3498	34	17	5380	3819																	
15	Kaimur	19072	19075	308	311	234	270	1.23	1.42	8495	6306	8475	6278	8803	6617	8709	6548	0	6548	6548	21	14	11518	8270																	
16	Katihar	23075	23074	654	728	578	679	2.50	2.94	6666	7485	6646	7438	7320	8213	7224	8117	0	8117	8117	459	271	55524	34572																	
17	Khagaria	18867	18869	573	669	462	560	2.45	2.97	12705	8600	12675	8560	13278	9269	13137	9120	0	9120	9120	131	59	25695	17266																	
18	Kishanganj	14781	14786	271	279	233	236	1.58	1.60	9765	9193	9755	9157	10036	9472	9988	9393	0	9393	9393	140	70	26763	20637																	
19	Lakhisarai	12374	12375	528	635	492	558	3.98	4.51	7390	5704	7380	5631	7918	6339	7872	6189	0	6189	6189	236	95	19593	12847																	
20	Madhepura	17928	17927	478	402	404	347	2.25	1.94	7030	6796	7010	6753	7508	7414	7100	7100	0	7100	7100	682	500	22619	17625																	
21	Madhubani	44850	44848	1035	1987	887	1883	1.98	4.20	7240	9419	7201	9346	8275	11406	8088	11229	0	11229	11229	169	101	107286	45809																	
22	Munger	15117	15116	950	1298	839	1133	5.55	7.50	8662	7070	8632	6932	9612	8368	9471	8065	0	8065	8065	341	169	16864	10065																	
23	Muzaffarpur	44936	44938	1497	1741	1202	1545	2.67	3.44	9684	8351	9605	8189	11181	10092	10807	9734	0	9734	9734	389	266	57076	31243																	
24	Nalanda	35435	35437	877	703	618	548	1.74	1.55	17474	12681	17405	12583	18351	13384	18023	13131	0	13131	13131	491	363	45323	23333																	
25	Nawada	21297	21303	392	410	318	359	1.49	1.69	12992	9494	12972	9451	13384	9904	13290	9810	0	9810	9810	153	90	35459	18179																	
26	Patna	65767	65769	2460	2092	1795	1651	2.73	2.51	13388	11772	13212	11466	15848	13864	15007	13117	0	13117	13117	268	138	42203	19301																	
27	Purnea	25485	25484	1317	1320	910	1059	3.57	4.16	10705	13736	10598	13536	12022	15056	11508	14595	0	14595	14595	307	124	38520	33374																	
28	Rohtas	29191	29192	853	945	667	831	2.28	2.85	16782	12102	16763	12074	17635	13047	17430	12905	0	12905	12905	63	35	20987	14390																	
29	Saharsa	11308	11308	1400	1063	1067	869	9.44	7.68	6091	5482	6003	5367	7491	6545	7070	6236	0	6236	6236	63	27	23156	15269																	
30	Samastipur	45100	45102	2082	1982	1785	1762	3.96	3.91	30951	21964	30872	21774	33033	23946	32557	23536	0	23536	23536	283	162	98675	51795																	
31	Saran	36108	36107	643	559	457	426	1.27	1.18	2736	2099	2687	2024	3379	2658	3144	2450	0	2450	2450	178	98	47616	30497																	
32	Sheikhpura	10428	10428	813	601	481	391	4.61	3.75	5841	4343	5753	4224	6654	4944	6234	4615	0	4615	4615	144	57	11441	7898																	
33	Sheohar	8228	8228	291	289	217	239	2.64	2.90	1963	1899	1943	1868	2254	2188	2160	2107	0	2107	2107	39	18	12697	7247																	
34	Sitamarhi	27433	27435	786	923	712	871	2.60	3.17	6902	6904	6882	6864	7688	7827	7594	7735	0	7735	7735	251	145	31501	17329																	
35	Sitwan	31690	31693	984	680	650	481	2.05	1.52	11399	6828	11311	6701	12383	7508	11961	7182	0	7182	7182	285	247	38226	21325																	
36	Supaul	19017	19018	896	765	785	692	4.13	3.64	6736	6848	6706	6793	7632	7613	7491	7485	0	7485	7485	175	97	28390	19854																	
37	Vaishali	32208	32212	1685	1338	1241	1068	3.85	3.32	7075	6670	6958	6475	8760	8008	8199	7543	0	7543	7543	749	445	68755	40765																	
38	West Champaran	26920	26871	1630	1687	1444	1574	5.36	5.86	7561	9934	7512	9841	9191	11621	8956	11415	0	11415	11415	436	231	80880	50040																	
	TOTAL FOR BIHAR	1000000	1000000	34695	41476	28434	31342	2.84	3.13	395178	324754	391895	319000	429873	366230	420329	350342	0	350342	350342	11249	6403	1490549	880324																	

STATE LEVEL BANKERS' COMMITTEE BIHAR, PATNA							
(CONVENOR- STATE BANK OF INDIA)				FY : 2019-20			
BANK WISE OUTSTANDING AND NPA UNDER KISSAN CREDIT CARD AS ON 30.06.2019							
(Amount in Rs.Lakh)							
SL. NO.	BANKS NAME	KISSAN CREDIT CARD OUTSTANDING		NPA IN KCC		NPA %	
		NO.	O/S AMOUNT	NO.	NPA AMOUNT	NO.	AMOUNT
	<b>LEAD BANKS</b>						
1	STATE BANK OF INDIA	409479	370571	66668	49964	16.28	13.48
2	CENTRAL BANK OF INDIA	269066	200815	24792	16651	9.21	8.29
3	PUNJAB NATIONAL BANK	288759	190662	201584	127018	69.81	66.62
4	CANARA BANK	1629	2528	390	649	23.94	25.67
5	UCO BANK	148114	166790	44433	50037	30	30
6	BANK OF BARODA	80327	96548	9175	10195	11.42	10.56
7	UNION BANK OF INDIA	0	0	0	0	0	0
	<b>OTHER BANKS</b>						
8	BANK OF INDIA	119430	67677	65460	34750	54.81	51.35
9	ALLAHABAD BANK	172536	100770	13888	8717	8.05	8.65
10	ANDHRA BANK	1974	2055	38	37	1.93	1.8
11	BANK OF MAHARSHTRA	921	391	0	0	0	0
12	CORPORATION BANK	3738	4558	500	533	13.38	11.69
13	INDIAN BANK	8733	6936	2191	2153	25.09	31.04
14	INDIAN OVERSEAS BANK	3641	3942	843	887	23.15	22.5
15	ORIENTAL BANK OF COM	2723	6925	789	4700	28.98	67.87
16	PUNJAB AND SIND BANK	0	0	0	0	0	0
17	SYNDICATE BANK	7453	6585	1952	1218	26.19	18.5
18	UNITED BANK OF INDIA	23830	15698	2759	1950	11.58	12.42
	<b>Total Public Sector Bank</b>	<b>1542353</b>	<b>1243451</b>	<b>435462</b>	<b>309459</b>	<b>28.23</b>	<b>24.89</b>
	<b>PRIVATE BANKS</b>						
19	IDBI	4804	5593	607	839	12.64	15
20	ICICI BANK	5243	21644	0	0	0	0
21	FEDERAL BANK	0	0	0	0	0	0
22	JAMMU KASHMIR BANK	0	0	0	0	0	0
23	SOUTH INDIAN BANK	0	0	0	0	0	0
24	AXIS BANK	0	0	0	0	0	0
25	HDFC BANK	272685	94757	0	0	0	0
26	INDUSIND BANK	0	0	0	0	0	0
27	KARNATAKA BANK	0	0	0	0	0	0
28	KOTAK MAHINDRA	0	0	0	0	0	0
29	YES BANK	5950	1525	0	0	0	0
30	BANDHAN BANK	0	0	0	0	0	0
31	DEVELOPMENT CREDIT BANK	0	0	0	0	0	0
	<b>Total Private Sector Bank</b>	<b>288682</b>	<b>123519</b>	<b>607</b>	<b>839</b>	<b>0.21</b>	<b>0.68</b>
	<b>Total COMM. BANKS</b>	<b>1831035</b>	<b>1366970</b>	<b>436069</b>	<b>310298</b>	<b>23.82</b>	<b>22.7</b>
	<b>CO-OPERATIVE BANKS</b>						
32	STATE CO-OP. BANK	471279	75006	201488	32453	42.75	43.27
	<b>Total Cooperative Bank</b>	<b>471279</b>	<b>75006</b>	<b>201488</b>	<b>32453</b>	<b>42.75</b>	<b>43.27</b>
	<b>REGIONAL RURAL BANKS</b>						
33	DAKSHIN BIHAR GRAMIN BANK	740574	516648	205904	178080	27.8	34.47
34	UTTAR BIHAR GRAMIN BANK	914917	532523	143898	76489	15.73	14.36
	<b>Total Region Rural Bank</b>	<b>1655491</b>	<b>1049171</b>	<b>349802</b>	<b>254569</b>	<b>21.13</b>	<b>24.26</b>
	<b>SMALL FINANCE BANK</b>						
35	JANA BANK	0	0	0	0	0	0
36	UTKARSH SFB	0	0	0	0	0	0
37	UJJIVAN SFB	0	0	0	0	0	0
	<b>Total Small Finance Bank</b>	<b>0</b>	<b>0</b>	<b>0</b>	<b>0</b>	<b>0</b>	<b>0</b>
	<b>TOTAL FOR BIHAR</b>	<b>3957805</b>	<b>2491147</b>	<b>987359</b>	<b>597320</b>	<b>24.95</b>	<b>23.98</b>

STATE LEVEL BANKERS' COMMITTEE BIHAR, PATNA							
(CONVENOR- STATE BANK OF INDIA)				FY : 2019-20			
BANK WISE AGRICULTURE LOAN OUTSTANDING TO SMALL & MARGINAL FARMERS AS ON 30.06.2019							
(Amount in Rs.Lakh)							
SL. NO.	BANKS NAME	SMALL FARMERS		MARGINAL FARMERS		OTHER FARMERS	
		NO.	O/S AMOUNT	NO.	O/S AMOUNT	NO.	O/S AMOUNT
	LEAD BANKS						
1	STATE BANK OF INDIA	92536	71869	348111	289646	41048	72970
2	CENTRAL BANK OF INDIA	87656	67067	134813	101956	138725	169923
3	PUNJAB NATIONAL BANK	86562	11003	11004	6743	421727	434898
4	CANARA BANK	25942	40764	16625	11004	69101	160341
5	UCO BANK	85457	82514	38648	15421	85873	207006
6	BANK OF BARODA	40400	33991	63531	53410	54045	78776
7	UNION BANK OF INDIA	59425	48381	20198	15487	7907	21895
	OTHER BANKS						
8	BANK OF INDIA	0	0	0	0	200158	143879
9	ALLAHABAD BANK	948	2245	6784	8475	184020	203364
10	ANDHRA BANK	695	699	1322	1205	177	1495
11	BANK OF MAHARSHTRA	0	0	0	0	1781	1712
12	CORPORATION BANK	2744	3239	0	0	813	8281
13	INDIAN BANK	2014	1768	2296	1341	6892	7105
14	INDIAN OVERSEAS BANK	0	0	0	0	4522	16033
15	ORIENTAL BANK OF COM	1687	3245	1456	2897	999	3762
16	PUNJAB AND SIND BANK	0	0	0	0	238	394
17	SYNDICATE BANK	4465	4513	2425	1308	2543	4765
18	UNITED BANK OF INDIA	0	0	0	0	32857	33121
	Total Public Sector Bank	490531	371298	647213	508893	1253426	1569720
	PRIVATE BANKS						
19	IDBI	0	0	0	0	93230	47329
20	ICICI BANK	0	0	0	0	29283	57516
21	FEDERAL BANK	0	0	0	0	1002	1047
22	JAMMU KASHMIR BANK	0	0	0	0	1	1
23	SOUTH INDIAN BANK	0	0	0	0	0	0
24	AXIS BANK	5659	19617	0	0	5507	17772
25	HDFC BANK	0	0	0	0	273401	120325
26	INDUSIND BANK	0	0	0	0	19485	28178
27	KARNATAKA BANK	0	0	0	0	0	0
28	KOTAK MAHINDRA	1009	583	0	0	13958	24697
29	YES BANK	0	0	0	0	19521	3530
30	BANDHAN BANK	0	0	0	0	689390	238667
31	DEVELOPMENT CREDIT BANK	0	0	0	0	0	0
	Total Private Sector Bank	6668	20200	0	0	1144778	539062
	Total COMM. BANKS	497199	391498	647213	508893	2398204	2108782
	CO-OPERATIVE BANKS						
32	STATE CO-OP. BANK	293819	55545	107818	115601	58	12
	Total Cooperative Bank	293819	55545	107818	115601	58	12
	REGIONAL RURAL BANKS						
33	DAKSHIN BIHAR GRAMIN BANK	281458	290132	435431	277357	315530	212965
34	UTTAR BIHAR GRAMIN BANK	511129	300077	323367	189844	438349	94412
	Total Region Rural Bank	792587	590209	758798	467201	753879	307377
	SMALL FINANCE BANK						
35	JANA BANK	0	0	0	0	3712	1265
36	UTKARSH SFB	0	0	0	0	626173	142924
37	UJJIVAN SFB	0	0	0	0	173211	41023
	Total Small Finance Bank	0	0	0	0	803096	185212
	TOTAL FOR BIHAR	1583605	1037252	1513829	1091695	3955237	2601383



## STATE LEVEL BANKERS' COMMITTEE BIHAR, PATNA

(CONVENOR- STATE BANK OF INDIA)

FY:2019-20

## RETURN UPTO THE QUARTER ENDED JUNE 2019 ATM IN KCC

SL. NO.	BANK NAME	KCC OUTSTANDING NO. OF ACCOUNTS	SMART CARD/ATM ENABLED CARD ISSUED DURING THE	SMART CARD/ATM ENABLED CARD ISSUED (CUMULATIVE)
	<b>LEAD BANKS</b>			
1	STATE BANK OF INDIA	409479	214	232219
2	CENTRAL BANK OF INDIA	269066	7798	263955
3	PUNJAB NATIONAL BANK	288759	7480	151899
4	CANARA BANK	1629	4365	123741
5	UCO BANK	148114	0	111655
6	BANK OF BARODA	80327	10900	79089
7	UNION BANK OF INDIA	---	---	139331
	<b>OTHER BANKS</b>			
8	BANK OF INDIA	119430	0	159653
9	ALLAHABAD BANK	172536	0	79224
10	ANDHRA BANK	1974	299	2809
11	BANK OF MAHARSHTRA	921	0	796
12	CORPORATION BANK	3738	0	1765
13	INDIAN BANK	8733	87	1916
14	INDIAN OVERSEAS BANK	3641	123	2947
15	ORIENTAL BANK OF COM	2723	0	0
16	PUNJAB AND SIND BANK	0	0	0
17	SYNDICATE BANK	7453	0	5899
18	UNITED BANK OF INDIA	23830	0	4661
	<b>Total Public Sector Bank</b>	<b>1542353</b>	<b>31266</b>	<b>1361559</b>
	<b>PRIVATE BANKS</b>			
19	IDBI	4804	0	0
20	ICICI BANK	5243	0	0
21	FEDERAL BANK	---	0	2
22	JAMMU KASHMIR BANK	0	0	0
23	SOUTH INDIAN BANK	0	0	0
24	AXIS BANK	0	0	0
25	HDFC BANK	272685	0	0
26	INDUSIND BANK	0	0	0
27	KARNATAKA BANK	0	0	0
28	KOTAK MAHINDRA	0	0	0
29	YES BANK	5950	0	0
30	BANDHAN BANK	0	0	0
31	DEVELOPMENT CREDIT BANK	0	0	0
	<b>Total Private Sector Bank</b>	<b>288682</b>	<b>0</b>	<b>2</b>
	<b>Total COMM. BANKS</b>	<b>1831035</b>	<b>31266</b>	<b>1361561</b>
	<b>CO-OPERATIVE BANKS</b>			
32	STATE CO-OP. BANK	471279	0	174102
	<b>Total Cooperative Bank</b>	<b>471279</b>	<b>0</b>	<b>174102</b>
	<b>REGIONAL RURAL BANKS</b>			
33	DAKSHIN BIHAR GRAMIN BANK	740574	0	601495
34	UTTAR BIHAR GRAMIN BANK	914917	0	471151
	<b>Total Region Rural Bank</b>	<b>1655491</b>	<b>0</b>	<b>1072646</b>
	<b>SMALL FINANCE BANK</b>			
35	JANA SFB	0	0	0
36	UTKARSH SFB	0	0	0
37	UJJIVAN SFB	0	0	0
	<b>Total Small Finance Bank</b>	<b>0</b>	<b>0</b>	<b>0</b>
	<b>TOTAL FOR BIHAR</b>	<b>3957805</b>	<b>31266</b>	<b>2608309</b>

STATE LEVEL BANKERS' COMMITTEE BIHAR, PATNA									
(CONVENOR- STATE BANK OF INDIA)									
BANK WISE PROGRESS UNDER DAIRY AS ON : 30.06.2019									
(Rs. in Lakhs)									
SL. NO.	BANK NAME	TARGET		SANCTIONED		DISBURSED		ACHIEV %AGE	ACHIEV %AGE
		NO.	AMOUNT	NO.	AMOUNT	NO.	AMOUNT	NO.	AMOUNT
	<b>LEAD BANKS</b>								
1	STATE BANK OF INDIA	20580	47223	216	260	216	260	1.05	0.55
2	CENTRAL BANK OF INDIA	7530	17262	100	100	100	81	1.33	0.47
3	PUNJAB NATIONAL BANK	13321	30554	97	95	97	95	0.73	0.31
4	CANARA BANK	6229	14287	37	111	28	84	0.45	0.59
5	UCO BANK	6990	16021	521	740	487	654	6.97	4.08
6	BANK OF BARODA	9052	20763	23	60	23	30	0.25	0.14
7	UNION BANK OF INDIA	2250	5141	195	175	195	175	8.67	3.40
	<b>OTHER BANKS</b>								
8	BANK OF INDIA	5149	11808	41	75	41	58	0.80	0.49
9	ALLAHABAD BANK	8488	19466	125	269	125	269	1.47	1.38
10	ANDHRA BANK	98	224	1	1	1	1	1.02	0.45
11	BANK OF MAHARSHTRA	12	26	0	0	0	0	0.00	0.00
12	CORPORATION BANK	150	358	1	2	1	2	0.67	0.56
13	INDIAN BANK	932	2154	17	32	17	32	1.82	1.49
14	INDIAN OVERSEAS BANK	1172	2667	59	129	59	129	5.03	4.84
15	ORIENTAL BANK OF COM	53	88	17	34	17	34	32.08	38.64
16	PUNJAB AND SIND BANK	20	45	0	0	0	0	0.00	0.00
17	SYNDICATE BANK	590	1360	70	110	70	110	11.86	8.09
18	UNITED BANK OF INDIA	1364	3138	0	0	0	0	0.00	0.00
	<b>Total Public Sector Bank</b>	<b>83980</b>	<b>192585</b>	<b>1520</b>	<b>2193</b>	<b>1477</b>	<b>2014</b>	<b>1.76</b>	<b>1.05</b>
	<b>PRIVATE BANKS</b>								
19	IDBI	1281	2935	44	105	44	73	3.43	2.49
20	ICICI BANK	1360	3128	0	0	0	0	0.00	0.00
21	FEDERAL BANK	48	111	0	0	0	0	0.00	0.00
22	JAMMU KASHMIR BANK	0	0	0	0	0	0	--	--
23	SOUTH INDIAN BANK	0	0	0	0	0	0	--	--
24	AXIS BANK	748	1747	0	0	0	0	0.00	0.00
25	HDFC BANK	3606	8273	0	0	0	0	0.00	0.00
26	INDUSIND BANK	972	2226	0	0	0	0	0.00	0.00
27	KARNATAKA BANK	0	0	0	0	0	0	--	--
28	KOTAK MAHINDRA	0	0	3	1	3	1	--	--
29	YES BANK	0	0	0	0	0	0	--	--
30	BANDHAN BANK	13230	30346	42076	23849	42076	23849	318.03	78.59
31	DEVELOPMENT CREDIT BANK	0	0	0	0	0	0	--	--
	<b>Total Private Sector Bank</b>	<b>21245</b>	<b>48766</b>	<b>42123</b>	<b>23955</b>	<b>42123</b>	<b>23923</b>	<b>198.27</b>	<b>49.06</b>
	<b>Total COMM. BANKS</b>	<b>105225</b>	<b>241351</b>	<b>43643</b>	<b>26148</b>	<b>43600</b>	<b>25937</b>	<b>41.44</b>	<b>10.75</b>
	<b>CO-OPERATIVE BANKS</b>								
32	STATE CO-OP. BANK	6957	15953	0	0	0	0	0.00	0.00
	<b>Total Cooperative Bank</b>	<b>6957</b>	<b>15953</b>	<b>0</b>	<b>0</b>	<b>0</b>	<b>0</b>	<b>0.00</b>	<b>0.00</b>
	<b>REGIONAL RURAL BANKS</b>								
33	DAKSHIN BIHAR GRAMIN BANK	27416	62871	0	0	0	0	0.00	0.00
34	UTTAR BIHAR GRAMIN BANK	29054	66630	19	38	19	26	0.07	0.04
	<b>Total Region Rural Bank</b>	<b>56470</b>	<b>129501</b>	<b>19</b>	<b>38</b>	<b>19</b>	<b>26</b>	<b>0.03</b>	<b>0.02</b>
	<b>SMALL FINANCE BANK</b>								
35	JANA BANK	121	281	731	312	713	312	589.26	111.03
36	UTKARSH SFB	5341	12244	0	0	0	0	0.00	0.00
37	UJJIVAN SFB	1578	3618	5	1	5	1	0.32	0.03
	<b>Total Small Finance Bank</b>	<b>7040</b>	<b>16143</b>	<b>736</b>	<b>313</b>	<b>718</b>	<b>313</b>	<b>10.20</b>	<b>1.94</b>
	<b>TOTAL FOR BIHAR</b>	<b>175692</b>	<b>402948</b>	<b>44398</b>	<b>26499</b>	<b>44337</b>	<b>26276</b>	<b>25.24</b>	<b>6.52</b>

STATE LEVEL BANKERS' COMMITTEE BIHAR, PATNA									
(CONVENOR- STATE BANK OF INDIA) FY :2019-20									
BANK WISE PROGRESS UNDER POULTRY UNITS AS ON : 30.06.2019									
Rs. in Lakhs									
SL. NO.	BANK NAME	TARGET		SANCTIONED		DISBURSED		ACHIEV %AGE	ACHIEV %AGE
		NO.	AMT	NO.	AMT	NO.	AMT	NO.	AMT
	<b>LEAD BANKS</b>								
1	STATE BANK OF INDIA	5078	19550	0	0	0	0	0.00	0.00
2	CENTRAL BANK OF INDIA	1864	7168	42	321	42	262	2.25	3.66
3	PUNJAB NATIONAL BANK	3284	12676	3	13	3	13	0.09	0.10
4	CANARA BANK	1544	5936	19	395	12	320	0.78	5.39
5	UCO BANK	1730	6643	21	460	21	410	1.21	6.17
6	BANK OF BARODA	2237	8623	10	50	10	50	0.45	0.58
7	UNION BANK OF INDIA	557	2148	5	12	5	12	0.90	0.56
	<b>OTHER BANKS</b>								
8	BANK OF INDIA	1268	4901	3	210	3	65	0.24	1.33
9	ALLAHABAD BANK	2088	8074	25	1748	25	1748	1.20	21.65
10	ANDHRA BANK	26	96	1	5	1	5	3.85	5.21
11	BANK OF MAHARSHTRA	2	12	0	0	0	0	0.00	0.00
12	CORPORATION BANK	30	147	0	0	0	0	0.00	0.00
13	INDIAN BANK	230	904	0	0	0	0	0.00	0.00
14	INDIAN OVERSEAS BANK	284	1111	4	140	4	140	1.41	12.60
15	ORIENTAL BANK OF COM	6	37	0	0	0	0	0.00	0.00
16	PUNJAB AND SIND BANK	5	19	0	0	0	0	0.00	0.00
17	SYNDICATE BANK	144	566	20	155	20	155	13.89	27.39
18	UNITED BANK OF INDIA	337	1299	0	0	0	0	0.00	0.00
	Total Public Sector Bank	20714	79910	153	3509	146	3180	0.70	3.98
	<b>PRIVATE BANKS</b>								
19	IDBI	320	1209	3	45	3	21	0.94	1.74
20	ICICI BANK	336	1297	0	0	0	0	0.00	0.00
21	FEDERAL BANK	12	47	0	0	0	0	0.00	0.00
22	JAMMU KASHMIR BANK	0	0	0	0	0	0	--	--
23	SOUTH INDIAN BANK	0	0	0	0	0	0	--	--
24	AXIS BANK	184	726	0	0	0	0	0.00	0.00
25	HDFC BANK	895	3435	0	0	0	0	0.00	0.00
26	INDUSIND BANK	241	925	0	0	0	0	0.00	0.00
27	KARNATAKA BANK	0	0	0	0	0	0	--	--
28	KOTAK MAHINDRA	0	0	0	0	0	0	--	--
29	YES BANK	0	0	0	0	0	0	--	--
30	BANDHAN BANK	3269	12592	1819	1053	1019	1053	31.17	8.36
31	DEVELOPMENT CREDIT BANK	0	0	0	0	0	0	--	--
	Total Private Sector Bank	5257	20231	1822	1098	1022	1074	19.44	5.31
	Total COMM. BANKS	25971	100141	1975	4607	1168	4254	4.50	4.25
	<b>CO-OPERATIVE BANKS</b>								
32	STATE CO-OP. BANK	1717	6612	1	21	1	21	0.06	0.32
	Total Cooperative Bank	1717	6612	1	21	1	21	0.06	0.32
	<b>REGIONAL RURAL BANKS</b>								
33	DAKSHIN BIHAR GRAMIN BANK	6763	26082	0	0	0	0	0.00	0.00
34	UTTAR BIHAR GRAMIN BANK	7169	27643	0	0	0	0	0.00	0.00
	Total Region Rural Bank	13932	53725	0	0	0	0	0.00	0.00
	<b>SMALL FINANCE BANK</b>								
35	JANA BANK	30	115	0	0	0	0	0.00	0.00
36	UTKARSH SFB	1315	5067	0	0	0	0	0.00	0.00
37	UJJIVAN SFB	387	1500	0	0	0	0	0.00	0.00
	Total Small Financial Bank	1732	6682	0	0	0	0	0.00	0.00
	<b>TOTAL FOR BIHAR</b>	<b>43352</b>	<b>167160</b>	<b>1976</b>	<b>4628</b>	<b>1169</b>	<b>4275</b>	<b>2.70</b>	<b>2.56</b>

STATE LEVEL BANKERS' COMMITTEE BIHAR, PATNA									
(CONVENOR- STATE BANK OF INDIA) FY : 2019-20									
BANK WISE PROGRESS UNDER FISHERY UNITS AS ON : 30.06.2019									
Rs. in Lakhs									
SL. NO.	BANK NAME	TARGET		SANCTIONED		DISBURSED		ACHIEV %AGE	
		NO	AMT	NO	AMT	NO	AMT	NO	AMT
	LEAD BANKS								
1	STATE BANK OF INDIA	3332	11272	2	7	2	7	0.06	0.06
2	CENTRAL BANK OF INDIA	1220	4105	1	1	1	1	0.08	0.02
3	PUNJAB NATIONAL BANK	2155	7279	2	45	2	45	0.09	0.62
4	CANARA BANK	1003	3399	0	0	0	0	0.00	0.00
5	UCO BANK	1137	3826	88	154	64	121	5.63	3.16
6	BANK OF BARODA	1469	4958	15	46	15	46	1.02	0.93
7	UNION BANK OF INDIA	359	1233	0	0	0	0	0.00	0.00
	OTHER BANKS								
8	BANK OF INDIA	831	2820	0	0	0	0	0.00	0.00
9	ALLAHABAD BANK	1376	4638	6	62	6	62	0.44	1.34
10	ANDHRA BANK	14	54	0	0	0	0	0.00	0.00
11	BANK OF MAHARSHTRA	2	6	0	0	0	0	0.00	0.00
12	CORPORATION BANK	25	91	0	0	0	0	0.00	0.00
13	INDIAN BANK	149	515	0	0	0	0	0.00	0.00
14	INDIAN OVERSEAS BANK	186	627	1	17	1	17	0.54	2.71
15	ORIENTAL BANK OF COM	2	25	0	0	0	0	0.00	0.00
16	PUNJAB AND SIND BANK	3	11	0	0	0	0	0.00	0.00
17	SYNDICATE BANK	96	318	12	30	12	30	12.50	9.43
18	UNITED BANK OF INDIA	227	748	0	0	0	0	0.00	0.00
	Total Public Sector Bank	13586	45925	127	362	103	329	0.76	0.72
	PRIVATE BANKS								
19	IDBI	202	712	1	4	1	4	0.50	0.56
20	ICICI BANK	214	747	0	0	0	0	0.00	0.00
21	FEDERAL BANK	8	27	0	0	0	0	0.00	0.00
22	JAMMU KASHMIR BANK	0	0	0	0	0	0	--	--
23	SOUTH INDIAN BANK	0	0	0	0	0	0	--	--
24	AXIS BANK	115	408	0	0	0	0	0.00	0.00
25	HDFC BANK	578	1975	0	0	0	0	0.00	0.00
26	INDUSIND BANK	159	531	0	0	0	0	0.00	0.00
27	KARNATAKA BANK	0	0	0	0	0	0	--	--
28	KOTAK MAHINDRA	0	0	1	1	1	1	--	--
29	YES BANK	0	0	0	0	0	0	--	--
30	BANDHAN BANK	2140	7229	621	387	621	387	29.02	5.35
31	DEVELOPMENT CREDIT BANK	0	0	0	0	0	0	--	--
	Total Private Sector Bank	3416	11629	623	392	623	392	18.24	3.37
	Total COMM. BANKS	17002	57554	750	754	726	721	4.27	1.25
	CO-OPERATIVE BANKS								
32	STATE CO-OP. BANK	1123	3795	0	0	0	0	0.00	0.00
	Total Cooperative Bank	1123	3795	0	0	0	0	0.00	0.00
	REGIONAL RURAL BANKS							--	--
33	DAKSHIN BIHAR GRAMIN BANK	4436	14988	0	0	0	0	0.00	0.00
34	UTTAR BIHAR GRAMIN BANK	4701	15887	0	0	0	0	0.00	0.00
	Total Region Rural Bank	9137	30875	0	0	0	0	0.00	0.00
	SMALL FINANCE BANK								
35	JANA BANK	18	66	0	0	0	0	0.00	0.00
36	UTKARSH SFB	862	2922	0	0	0	0	0.00	0.00
37	UJJIVAN SFB	252	858	0	0	0	0	0.00	0.00
	Total Small Finance Bank	1132	3846	0	0	0	0	0.00	0.00
	TOTAL FOR BIHAR	28394	96070	750	754	726	721	2.56	0.75

STATE LEVEL BANKERS' COMMITTEE BIHAR, PATNA						
(CONVENOR- STATE BANK OF INDIA)				FY:2019-20		
BANK-WISE PROGRESS UNDER SELF HELP GROUP DURING QUARTER ENDED JUNE'2019						
SL. NO.	NAME OF BANKS	TARGET (CREDIT LINKAGE)	SAVING BANK LINKAGE DONE	CREDIT LINKAGE (SANCTION)		CREDIT LINKAGE % ACHIEV.
		NO.	NO.	NO.	AMT.	(NO.)
<b>LEAD BANKS</b>						
1	STATE BANK OF INDIA	35441	2426	5005	8821	14.12
2	CENTRAL BANK OF INDIA	18893	753	1528	2083	8.09
3	PUNJAB NATIONAL BANK	26738	361	1381	1986	5.16
4	CANARA BANK	7529	504	829	998	11.01
5	UCO BANK	8704	1029	1743	2489	20.03
6	BANK OF BARODA	10283	824	1120	1233	10.89
7	UNION BANK OF INDIA	4467	97	159	163	3.56
<b>OTHER PUBLIC SECTOR BANKS</b>						
8	BANK OF INDIA	12808	411	1058	1671	8.26
9	ALLAHABAD BANK	9175	0	78	97	0.85
10	ANDHRA BANK	467	0	0	0	0.00
11	BANK OF MAHARSHTRA	66	0	0	0	0.00
12	CORPORATION BANK	695	0	0	0	0.00
13	INDIAN BANK	1730	242	303	303	17.51
14	INDIAN OVERSEAS BANK	1309	14	17	20	1.30
15	ORIENTAL BANK OF COM	1075	0	0	0	0.00
16	PUNJAB AND SIND BANK	260	0	0	0	0.00
17	SYNDICATE BANK	1352	14	72	82	5.33
18	UNITED BANK OF INDIA	3443	0	6	12	0.17
<b>TOTAL PUBLIC SECTOR BANK</b>		<b>144435</b>	<b>6675</b>	<b>13299</b>	<b>19958</b>	<b>9.21</b>
<b>PRIVATE SECTOR BANKS</b>						
19	IDBI	1581	10	65	52	4.11
20	ICICI BANK	850	449	460	345	54.12
21	FEDERAL BANK	140	0	0	0	0.00
22	JAMMU KASHMIR BANK	14	0	0	0	0.00
23	SOUTH INDIAN BANK	0	0	0	0	--
24	AXIS BANK	1159	0	0	0	0.00
25	HDFC BANK	1376	0	0	0	0.00
26	INDUSIND BANK	288	0	0	0	0.00
27	KARNATAKA BANK	0	0	0	0	--
28	KOTAK MAHINDRA	105	0	0	0	0.00
29	YES BANK	14	0	0	0	0.00
30	BANDHAN BANK	2679	0	0	0	0.00
31	DEVELOPMENT CREDIT BANK	0	0	0	0	--
<b>TOTAL PRIVATE SECTOR BANK</b>		<b>8206</b>	<b>459</b>	<b>525</b>	<b>397</b>	<b>6.40</b>
<b>TOTAL COMM. BANKS</b>		<b>152641</b>	<b>7134</b>	<b>13824</b>	<b>20355</b>	<b>9.06</b>
<b>CO-OPERATIVE BANKS</b>						
32	STATE CO-OP. BANK	0	0	0	0	--
<b>TOTAL COOPERATIVE BANK</b>		<b>0</b>	<b>0</b>	<b>0</b>	<b>0</b>	<b>--</b>
<b>REGIONAL RURAL BANKS</b>						
33	DAKSHIN BIHAR GRAMIN BANK	47701	1649	4698	6342	9.85
34	UTTAR BIHAR GRAMIN BANK	49658	2464	5797	9180	11.67
<b>TOTAL OF R.R.Bs</b>		<b>97359</b>	<b>4113</b>	<b>10495</b>	<b>15522</b>	<b>10.78</b>
<b>SMALL FINANCE BANK</b>						
35	JANA SFB	0	0	0	0	--
36	UTKARSH SFB	0	0	0	0	--
37	UJJIVAN SFB	0	0	0	0	--
<b>TOTAL SMALL FINANCE BANK</b>		<b>0</b>	<b>0</b>	<b>0</b>	<b>0</b>	<b>--</b>
<b>TOTAL FOR BIHAR</b>		<b>250000</b>	<b>11247</b>	<b>24319</b>	<b>35877</b>	<b>9.73</b>

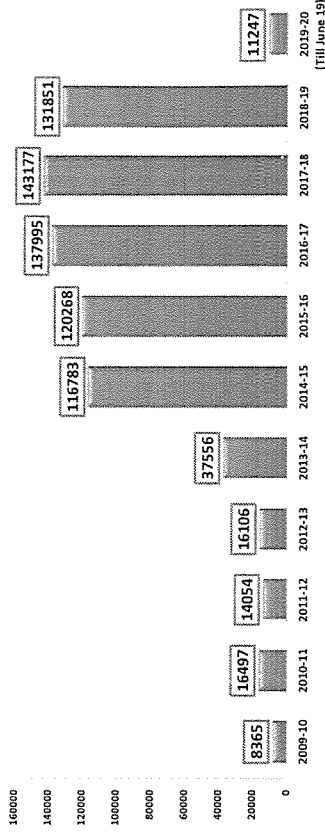
**Snapshot-Jeevika SHGs Bank Linkage Progress Status (April 2019-June 2019)**

Sl. No	Bank Name	Progress of SHGs Saving Account Opening (April 2019-June 2019)	Progress of SHGs 1st credit linkage (April 2019-June 2019)	Progress of SHGs 2nd credit linkage (April 2019-June 2019)	Progress of SHGs 3rd credit linkage (April 2019-June 2019)	Total Credit Linkage (1st+2nd+3rd) during (April 2019-June 2019)	Progress of Credit Amount in Rs Lakhs (1st, 2nd & 3rd credit linkage) (April 2019-June 2019)
1	Dakshin Bihar Gramin Bank	1649	S	2510	980	4698	<b>6432.30</b>
2	Uttar Bihar Gramin Bank	2464	2510	3191	96	5797	9180
3	State Bank of India	2426	3769	1081	155	5005	8821
4	Central Bank of India	753	973	555	0	1528	2083
5	Punjab National Bank	361	618	614	149	1381	1986
6	Bank of Baroda	819	904	207	9	1120	1232.5
7	Uco Bank	1029	1118	383	242	1743	2489
8	Bank of India	411	757	266	35	1058	1671
9	Canara Bank	504	568	223	38	829	997.5
10	Allahabad Bank	0	41	37	0	78	96.5
11	Union Bank of India	97	151	8	0	159	163
12	ICICI Bank	449	460	0	0	460	345
13	United Bank of India	0	0	6	0	6	12
14	Syndicate Bank	14	53	19	0	72	81.5
15	Indian Bank	242	275	18	10	303	303
16	Indian Overseas Bank	14	9	8	0	17	19.55
17	Vijaya Bank	5	0	0	0	0	0
18	IDBI Bank	10	65	0	0	65	52
19	Cooperation Bank	0	0	0	0	0	0
20	Dena Bank	0	0	0	0	0	0
21	Oriental Bank of Commerce	0	0	0	0	0	0
<b>G.Total</b>		<b>11247</b>	<b>13410</b>	<b>9126</b>	<b>1690</b>	<b>24319</b>	<b>35874.85</b>

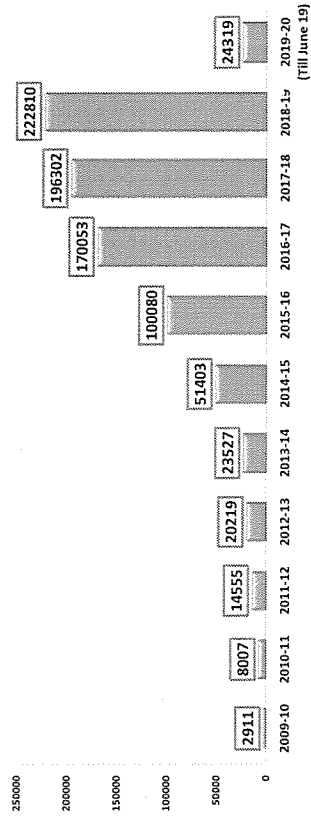
**JEEVIKA-YEARWISE SHG BANK LINKAGE PROGRESS**

Sl.No	Financial Year	No. of SHG's Savings A/C Opened	No. of SHG's 1st, 2nd & 3rd Bank Credit Linkage Done	Bank Credit Linkage Amount (1st, 2nd & 3rd) (in Rs. Lakhs)
1	2008-09	2429	559	94.56
2	2009-10	10794	3470	651.46
3	Progress (April 2009-Mar 2010)	8365	2911	556.9
3	2010-11	27291	11477	4613.5
3	Progress (April 2010-Mar 2011)	16497	8007	3962
4	2011-12	41345	26032	12258.12
4	Progress (April 2011-Mar 2012)	14054	14555	7645
5	2012-13	57451	46251	22715.667
5	Progress (April 2012-Mar 2013)	16106	20219	10458
6	2013-14	95007	69778	37642.7
6	Progress (April 2013-Mar 2014)	37556	23527	14927
7	2014-15	211790	121181	65996
7	Progress (April 2014-Mar 2015)	116783	51403	28353
8	2015-16	332058	221261	130002
8	Progress (April 2015-Mar 2016)	120268	100080	64006
9	2016-17	470053	391314	299386
9	Progress (April 2016-March 2017)	137995	170053	169385
10	2017-18	613230	587616	535801
10	Progress (April 2017-March 2018)	143177	196302	236415
11	2018-19	745081	810426	816882
11	Progress (April 2018-Mar 19)	131851	222810	281081
12	2019-20	756328	834745	852757
12	Progress (April 2019-June 19)	11247	24319	35875

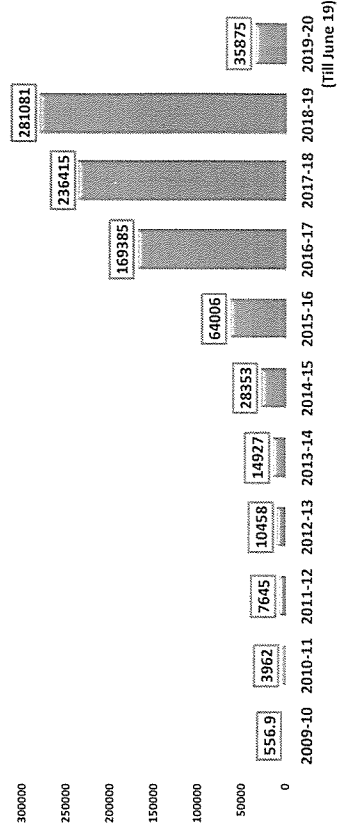
SAVING ACCOUNT OPENED



Bank Credit Linkage Done (1st,2nd & 3rd)




Bank Credit Linkage Amount (1st, 2nd & 3rd) (in Rs. Lakhs)



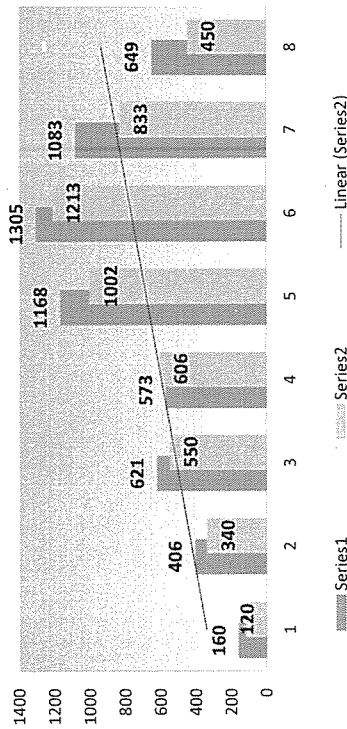
## MICROINSURANCE – YEARWISE ACHIEVEMENT

Financial Year	Enrolment of SHG members	Total Death Claim Reported	Total Death Claim Settled	Claim Settlement	
				Amt (In Lakhs)	
2012-13	191140	160	120	37.35	
2013-14	270890	406	340	102.9	
2014-15	373000	621	550	166.66	
2015-16	417036	573	606	181.8	
2016-17	860611	1168	1002	303.75	
2017-18	165178	1305	1213	374.7	
2018-19	1286728	1083	833	1014.03	
2019-20 (Till June 19)	1206114	649	450	900	
<b>Total</b>	-	5965	5114	3081.19	

**Enrolment of SHG members**



**Death Claim Vs. Claim Settled**





बिहार सरकार  
नगर विकास एवं आवास विभाग

प्रेषक:-

विशेष सचिव-सह-निदेशक,  
नगर विकास एवं आवास विभाग।

सेवा में,

संयोजक,  
बिहार राज्य स्तरीय बैंकर्स समिति।  
भारतीय स्टेट बैंक, गाँधी मैदान, पटना

पटना, दिनांक, 14/8/19

विषय:- दीनदयाल अन्त्योदय योजना-राष्ट्रीय शहरी आजीविका मिशन (DAY-NULM) के घटक SEP के अन्तर्गत माह जून 2019 तिमाही का बैंक लिंकेज (SHG) एवं क्रेडिट लिंकेज का प्रगति प्रतिवेदन तथा PMAY योजना के CLSS घटक का प्रगति प्रतिवेदन और बैंको मे लम्बित आवेदन पत्रों की अद्यतन स्थिति के प्रेषण के संबंध में।

संदर्भ:- आपका पत्रांक-शून्य (ई-मेल), दिनांक. 07.08.2019

महाशय,

उपर्युक्त विषयक प्रासंगिक पत्र के आलोक में अगस्त, 2019 में आयोजित होनेवाले SLBC की बैठक हेतु Agenda Book तैयार करने से संबंधित विभागीय प्रतिवेदन संलग्न है। साथ ही अनुरोध है कि निम्न विन्दुओं को भी एजेंडा में शामिल किया जाय-

1. प्रधान मंत्री आवास योजना के CLSS Component में गृह ऋण का स्वतः Conversion
2. SHG के मामले में RBI के KYC Norms का अनुपालन।
3. Financial literacy Camp का आयोजन।

अनु:-यथोक्त।

विश्वासभाजन

14/8/19


विशेष सचिव-सह-निदेशक,  
नगर विकास एवं आवास विभाग।

**Deendayal Antyodaya Yojana-National Urban Livelihoods Mission (DAY-NULM)**  
**URBAN DEVELOPMENT & HOUSING DEPARTMENT**

**DAY-NULM**

**SUMMARY SHEET AS ON 30/06/2019**

Sr. No.	SEP	Annual Target as per PMC	Acheivement	% of Acheivement
1	SEP-I Credit Linkage	2300	213	9.26%
2	SEP-G Credit Linkage	100	0	0
3	SHG Bank Linkage	2300	78	3.39%
	<b>Total</b>	<b>4700</b>	<b>291</b>	<b>6.19%</b>

  
 6/8/19  
 (सहायक)  
 S.M.M.

**URBAN DEVELOPMENT & HOUSING DEPARTMENT**  
**DAY-NULM**

**PROGRESS UNDER SEP-I (Credit Linkage) As on 30-06-2019**

SR NO.	Name of District	Name of UJB	Targ get	Bank of Commerce	Dena Bank	HDFC BANK	IDBI BANK	Bandha n Bank	Bihar Gramin Bank	Union Bank	Indian Bank	Overse as Bank	MCBS BOI	Canara Bank	BOB	Mahra shtra	UBSG	sindh bank	& syndic ate bank	PNB bank	Corpo tration bank	UCO	Allaiaba d Bank	SBI	Andhra Bank	Axis Ban k	Vijaya Bank	UBI	CBI	TOTAL	
1	Arcaria	Arcaria	43	0	0	0	0	0	0	0	0	2	4	0	0	0	0	0	0	0	0	0	0	0	0	0	0	0	0	6	
2	Bhojpur	Aurrah	69	0	0	0	0	0	0	0	0	0	0	0	0	0	0	0	0	0	0	0	0	0	0	0	0	0	0	0	
3	Arwal	Arwal	17	0	0	0	0	3	0	0	0	0	0	3	0	0	0	0	0	0	0	0	1	0	0	0	0	0	3	10	
4	Aurangabad	Aurangabad	53	0	0	0	0	0	0	0	0	1	0	0	0	0	0	0	0	0	0	0	0	0	0	0	0	0	0	1	
5	West Champaran	Bagha	50	0	0	0	0	0	0	0	0	0	0	0	0	0	0	0	0	0	0	0	0	0	0	0	0	0	0		
6	Champaran	Bettiah	100	3	0	0	0	2	0	0	0	0	0	0	4	0	0	0	0	0	3	0	1	0	2	0	0	0	0	15	
7	Banka	Banka	33	0	0	1	0	0	0	1	0	0	0	0	0	0	0	0	0	0	0	0	0	0	0	0	0	0	0	3	
8	Begusaral	Begusaral	63	0	0	0	0	0	5	0	0	0	0	0	0	0	0	0	0	0	0	0	0	0	0	0	0	0	0	5	
9	Kaimur	Bhabua	35	0	0	0	0	0	0	0	0	0	2	0	2	0	0	0	0	2	2	0	0	0	0	0	0	0	0	8	
10	Bhagalpur	Bhagalpur	84	0	0	0	0	0	0	0	0	0	3	0	0	0	0	0	0	0	3	0	2	0	0	0	0	0	0	8	
11	Nalanda	Biharsarif	75	0	0	0	0	0	0	0	0	0	0	0	0	0	0	0	0	0	0	0	9	0	0	0	2	2	2	15	
12	Buxar	Buxar	49	0	0	0	0	0	0	0	0	0	1	0	0	1	0	0	0	0	0	0	1	0	0	1	0	0	0	4	
13	Sharan	chhapra	73	0	0	0	0	0	0	0	0	0	0	0	2	0	0	0	0	0	0	2	0	1	0	0	0	0	0	7	
14	Darbhanga	Darbhanga	81	2	0	2	0	0	2	2	0	0	2	0	1	0	2	0	0	2	0	0	0	0	0	0	0	0	0	15	
15	Gaya	Gaya	92	0	0	0	0	0	0	0	0	1	2	2	0	0	0	0	0	2	2	0	0	2	0	0	0	0	0	11	
16	Gopalganj	Gopalganj	52	0	0	0	0	0	0	0	0	0	0	0	0	0	0	0	0	0	0	0	0	1	0	0	0	0	0	1	
17	Valshall	Hajipur	70	0	0	2	0	0	0	2	0	0	2	0	0	0	0	0	0	1	0	3	2	0	0	0	0	0	0	14	
18	Jamui	Jamui	38	0	0	0	0	0	0	0	0	0	0	0	0	0	0	0	0	0	0	0	0	0	0	0	0	0	0	0	
19	Jehanabad	Jehanabad	29	0	0	0	0	0	0	0	0	0	0	0	0	0	0	0	0	0	0	0	0	0	0	0	0	0	0	0	
20	Katihar	Katihar	52	0	0	0	0	0	0	2	0	0	2	0	0	0	0	0	0	0	0	0	0	0	0	0	0	0	0	4	
21	Kishanganj	Kishanganj	27	0	0	0	0	0	0	0	0	0	0	0	1	0	0	0	0	0	0	0	1	0	0	0	0	0	0	2	
22	Khagaria	Khagaria	34	0	0	0	0	0	0	0	0	0	0	0	0	0	0	0	0	0	0	0	0	0	0	0	0	0	0	0	
23	Lakhisarai	Lakhisarai	25	0	0	0	0	0	0	0	0	0	2	0	2	0	0	0	0	0	0	0	0	0	0	0	0	0	0	4	
24	Champaran	Mothhari	83	0	0	0	0	0	0	0	0	0	0	0	0	0	0	0	0	1	2	0	0	0	0	0	0	0	0	5	
25	Madhubani	Madhubani	87	0	0	0	0	0	0	2	0	1	0	0	0	0	0	0	0	0	0	0	0	0	0	0	0	0	0	3	
26	Munger	Munger	42	0	0	0	0	0	2	0	0	0	0	0	2	0	0	0	0	0	2	0	0	0	0	0	0	0	0	6	
27	Munger	Jamalpur	100	0	0	0	0	0	0	0	0	0	0	0	0	0	0	0	0	0	0	1	1	0	0	0	2	1	0	6	
28	Muzaffarpur	Muzaffarpur	120	0	0	0	2	0	0	0	2	0	2	0	0	0	0	0	0	2	0	0	1	0	0	0	0	0	0	9	
29	Nawada	Nawada	39	0	0	0	0	0	0	1	1	1	0	1	0	0	0	0	0	1	0	0	0	1	0	0	0	0	0	6	
30	Patna	Patna	303	2	0	2	0	0	0	1	0	0	2	0	2	0	0	0	0	0	0	2	0	0	0	0	2	1	1	16	
31	Danapur	Danapur	50	0	0	0	0	0	0	2	0	0	2	0	2	0	0	0	0	2	0	0	2	0	0	0	0	0	0	10	
32	Purnia	Purnia	63	0	0	2	0	0	0	0	2	0	0	0	2	0	2	0	0	0	2	0	1	0	0	0	0	0	0	11	
33	Saharsa	Saharsa	30	0	0	0	0	0	0	0	0	0	0	0	0	0	0	0	0	0	0	0	0	0	0	0	0	0	0	0	
34	Samastipur	Samastipur	91	0	0	0	0	0	0	0	1	0	2	0	0	0	2	0	0	0	2	0	0	1	0	0	0	0	0	8	
35	Rohtas	Sasaram	40	0	0	0	0	0	0	0	0	0	0	0	0	0	0	0	0	0	0	0	0	0	0	0	0	0	0	0	
36	Dehri	Dehri	30	0	0	0	0	0	0	0	0	0	0	0	0	0	0	0	0	0	0	0	0	0	0	0	0	0	0	0	
37	Sheohar	Sheohar	12	0	0	0	0	0	0	0	0	0	0	0	0	0	0	0	0	0	0	0	0	0	0	0	0	0	0	0	
38	Sheikhpura	Sheikhpura	17	0	0	0	0	0	0	0	0	0	0	0	0	0	0	0	0	0	0	0	0	0	0	0	0	0	0	0	
39	Sitamarhi	Sitamarhi	48	0	0	0	0	0	0	0	0	0	0	0	0	0	0	0	0	0	0	0	0	0	0	0	0	0	0	0	
40	Siwan	Siwan	68	0	0	0	0	0	0	0	0	0	0	0	0	0	0	0	0	0	0	0	0	0	0	0	0	0	0	0	
41	Supaul	Supaul	35	0	0	0	0	0	0	0	0	0	0	0	0	0	0	0	0	0	0	0	0	0	0	0	0	0	0	0	
Total			2300	0	0	0	0	4	0	20	0	11	14	35	31	19	0	0	0	0	13	2	25	2	6	1	2	2	5	21	213

*[Handwritten signature and date]*  
31/8/19

Deendayal Antyodaya Yojana-National Urban Livelihoods Mission(DAY-NULM)  
IN DEVELOPMENT & HOUSING DEPARTMENT

DAY-NULM

PROGRESS UNDER SEP-G (Credit Linkage) As on 30-06-2019

SR NO.	Name of District	Name of ULB	Orientation of Bank of Commerce	Dena Bank	HDFC ANK	IDBI BANK	BANDH AN BANK	BIHAR GRAMI N BANK	UNION BANK	INDIAN BANK	MBG B	BOI	CANARA	BOB	Bank of Mahatras	UBGB	Punjab & Sindh bank	syndicate bank	PNB	Corporation bank	UCO	ALLAHAB AD BANK	SBI	ANDHRA	IOB	UBI	CBI	TOTAL
1	Araia	Araia	0	0	0	0	0	0	0	0	0	0	0	0	0	0	0	0	0	0	0	0	0	0	0	0	0	0
2	Bhojpur	Arrah	0	0	0	0	0	0	0	0	0	0	0	0	0	0	0	0	0	0	0	0	0	0	0	0	0	0
3	Arwal	Arwal	0	0	0	0	0	0	0	0	0	0	0	0	0	0	0	0	0	0	0	0	0	0	0	0	0	0
4	Aurangabad	Aurangabad	0	0	0	0	0	0	0	0	0	0	0	0	0	0	0	0	0	0	0	0	0	0	0	0	0	0
5	West Champaran	Bagha	0	0	0	0	0	0	0	0	0	0	0	0	0	0	0	0	0	0	0	0	0	0	0	0	0	0
6	West Champaran	Bettiah	0	0	0	0	0	0	0	0	0	0	0	0	0	0	0	0	0	0	0	0	0	0	0	0	0	0
7	Banka	Banka	0	0	0	0	0	0	0	0	0	0	0	0	0	0	0	0	0	0	0	0	0	0	0	0	0	0
8	Banka	Begusarai	0	0	0	0	0	0	0	0	0	0	0	0	0	0	0	0	0	0	0	0	0	0	0	0	0	0
9	Kaimur	Bhabua	0	0	0	0	0	0	0	0	0	0	0	0	0	0	0	0	0	0	0	0	0	0	0	0	0	0
10	Bhagalpur	Bhagalpur	0	0	0	0	0	0	0	0	0	0	0	0	0	0	0	0	0	0	0	0	0	0	0	0	0	0
11	Nalanda	Biharsarif	0	0	0	0	0	0	0	0	0	0	0	0	0	0	0	0	0	0	0	0	0	0	0	0	0	0
12	Buxar	Buxar	0	0	0	0	0	0	0	0	0	0	0	0	0	0	0	0	0	0	0	0	0	0	0	0	0	0
13	Sharan	Chhapra	0	0	0	0	0	0	0	0	0	0	0	0	0	0	0	0	0	0	0	0	0	0	0	0	0	0
14	Darbhanga	Darbhanga	0	0	0	0	0	0	0	0	0	0	0	0	0	0	0	0	0	0	0	0	0	0	0	0	0	0
15	Gaya	Gaya	0	0	0	0	0	0	0	0	0	0	0	0	0	0	0	0	0	0	0	0	0	0	0	0	0	0
16	Gopalganj	Gopalganj	0	0	0	0	0	0	0	0	0	0	0	0	0	0	0	0	0	0	0	0	0	0	0	0	0	0
17	Vaishali	Hajipur	0	0	0	0	0	0	0	0	0	0	0	0	0	0	0	0	0	0	0	0	0	0	0	0	0	0
18	Jamui	Jamui	0	0	0	0	0	0	0	0	0	0	0	0	0	0	0	0	0	0	0	0	0	0	0	0	0	0
19	Jehanabad	Jehanabad	0	0	0	0	0	0	0	0	0	0	0	0	0	0	0	0	0	0	0	0	0	0	0	0	0	0
20	Katihar	Katihar	0	0	0	0	0	0	0	0	0	0	0	0	0	0	0	0	0	0	0	0	0	0	0	0	0	0
21	Kishanganj	Kishanganj	0	0	0	0	0	0	0	0	0	0	0	0	0	0	0	0	0	0	0	0	0	0	0	0	0	0
22	Khagaria	Khagaria	0	0	0	0	0	0	0	0	0	0	0	0	0	0	0	0	0	0	0	0	0	0	0	0	0	0
23	Lakhisarai	Lakhisarai	0	0	0	0	0	0	0	0	0	0	0	0	0	0	0	0	0	0	0	0	0	0	0	0	0	0
24	Champaran	Motihari	0	0	0	0	0	0	0	0	0	0	0	0	0	0	0	0	0	0	0	0	0	0	0	0	0	0
25	Madhubani	Madhubani	0	0	0	0	0	0	0	0	0	0	0	0	0	0	0	0	0	0	0	0	0	0	0	0	0	0
26	Munger	Munger	0	0	0	0	0	0	0	0	0	0	0	0	0	0	0	0	0	0	0	0	0	0	0	0	0	0
27	Munger	Jamalpur	0	0	0	0	0	0	0	0	0	0	0	0	0	0	0	0	0	0	0	0	0	0	0	0	0	0
28	Muzaffarpur	Muzaffarpur	0	0	0	0	0	0	0	0	0	0	0	0	0	0	0	0	0	0	0	0	0	0	0	0	0	0
29	Nawada	Nawada	0	0	0	0	0	0	0	0	0	0	0	0	0	0	0	0	0	0	0	0	0	0	0	0	0	0
30	Patna	Patna	0	0	0	0	0	0	0	0	0	0	0	0	0	0	0	0	0	0	0	0	0	0	0	0	0	0
31	Patna	Danapur	0	0	0	0	0	0	0	0	0	0	0	0	0	0	0	0	0	0	0	0	0	0	0	0	0	0
32	Purnia	Purnia	0	0	0	0	0	0	0	0	0	0	0	0	0	0	0	0	0	0	0	0	0	0	0	0	0	0
33	Saharsa	Saharsa	0	0	0	0	0	0	0	0	0	0	0	0	0	0	0	0	0	0	0	0	0	0	0	0	0	0
34	Samastipur	Samastipur	0	0	0	0	0	0	0	0	0	0	0	0	0	0	0	0	0	0	0	0	0	0	0	0	0	0
35	Rohtas	Sasaram	0	0	0	0	0	0	0	0	0	0	0	0	0	0	0	0	0	0	0	0	0	0	0	0	0	0
36	Rohtas	Dehri	0	0	0	0	0	0	0	0	0	0	0	0	0	0	0	0	0	0	0	0	0	0	0	0	0	0
37	Sheohar	Sheohar	0	0	0	0	0	0	0	0	0	0	0	0	0	0	0	0	0	0	0	0	0	0	0	0	0	0
38	Sheikhpura	Sheikhpura	0	0	0	0	0	0	0	0	0	0	0	0	0	0	0	0	0	0	0	0	0	0	0	0	0	0
39	Sitamarhi	Sitamarhi	0	0	0	0	0	0	0	0	0	0	0	0	0	0	0	0	0	0	0	0	0	0	0	0	0	0
40	Siwan	Siwan	0	0	0	0	0	0	0	0	0	0	0	0	0	0	0	0	0	0	0	0	0	0	0	0	0	0
41	Supaul	Supaul	0	0	0	0	0	0	0	0	0	0	0	0	0	0	0	0	0	0	0	0	0	0	0	0	0	0
		Total	0	0	0	0	0	0	0	0	0	0	0	0	0	0	0	0	0	0	0	0	0	0	0	0	0	0

11/8/19

Deendayal Antyodaya Yojana-National Urban Livelihoods Mission(DAY-NULM)  
URBAN DEVELOPMENT & HOUSING DEPARTMENT

DAY-NULM

BANK LINKAGE (SHG) AS ON 30/06/2019

SR NO.	Name of District	Name of ULB	Oriented Bank of Comm	Dena Bank	HDFC Bank	IDBI Bank	BANDHAN Bank	Union Bank	Indian Bank	MBGB BOI	Bihar Gramin Bank	Canara Bank	BOB	Vijaya bank	UBGB	Punjab & sindh bank	Syndicate Bank	PNB	Corporation bank	UCO	Allahabad Bank	SBI	Andhra Bank	IOB	UBI	CBI	TOTAL
1	Araria	Araria	0	0	0	0	0	0	0	0	0	0	0	0	0	0	0	0	0	0	0	0	0	0	0	0	
2	Bhojpur	Arrah	0	0	0	0	0	0	0	0	0	0	0	0	0	0	0	0	0	0	0	0	0	0	0	0	
3	Arwal	Arwal	0	0	0	0	0	0	0	0	0	0	0	0	0	0	0	0	0	0	0	0	0	0	0	0	
4	Aurangabad	Aurangabad	0	0	0	0	0	0	0	0	0	0	0	0	0	0	0	0	0	0	0	0	0	0	0	0	
5	West	Bagha	0	0	0	0	0	0	0	0	0	0	0	0	0	0	0	0	0	0	0	0	0	0	0	0	
6	Champaran	Bettiah	0	0	0	0	0	0	0	0	0	0	0	0	0	0	0	0	0	0	0	0	0	0	0	0	
7	Banka	Banka	0	0	0	0	0	0	0	10	0	0	0	0	0	0	0	0	0	0	0	0	0	0	0	10	
8	Begusarai	Begusarai	0	0	0	0	0	0	0	10	0	0	0	0	0	0	0	0	0	0	0	0	0	0	0	10	
9	Kaimur	Bhabua	0	0	0	0	0	0	0	0	0	0	0	0	0	0	0	0	0	0	0	0	0	0	0	0	
10	Bhagalpur	Bhagalpur	0	0	0	0	0	0	0	0	0	0	0	0	0	0	0	0	0	0	0	0	0	0	0	0	
11	Nalanda	Biharsarifi	0	0	0	0	0	0	0	0	0	0	0	0	0	0	0	0	0	0	0	0	0	0	0	0	
12	Buxar	Buxar	0	0	0	0	0	0	0	0	0	0	0	0	0	0	0	0	0	0	0	0	0	0	0	0	
13	Sharan	chhapra	0	0	0	0	0	0	0	0	0	0	0	0	0	0	0	0	0	0	0	0	0	0	0	0	
14	Darbhanga	Darbhanga	0	0	0	0	0	0	0	0	0	0	0	0	0	0	0	0	0	0	0	0	0	0	0	0	
15	Gaya	Gaya	0	0	0	0	0	0	0	10	0	0	1	0	0	0	0	0	0	0	0	0	0	0	0	11	
16	Gopalganj	Gopalganj	0	0	0	0	0	0	0	1	0	0	0	0	0	0	0	0	0	0	0	0	0	0	0	2	
17	Valshali	Hejipur	0	0	0	0	0	0	0	0	0	0	0	0	0	0	0	0	0	0	0	0	0	0	0	1	
18	Jamui	Jamui	0	0	0	0	0	0	0	0	0	0	0	0	0	0	0	0	0	0	0	0	0	0	0	0	
19	Jehanabad	Jehanabad	0	0	0	0	0	0	0	0	0	0	0	0	0	0	0	0	0	0	0	0	0	0	0	0	
20	Katihar	Katihar	0	0	0	0	0	0	0	0	0	0	0	0	0	0	0	0	0	0	0	0	0	0	0	0	
21	Kishanganj	Kishanganj	0	0	0	0	0	0	1	0	0	0	0	0	0	0	0	0	0	0	0	0	0	0	0	0	
22	Khagaria	Khagaria	0	0	0	0	0	0	0	0	0	0	0	0	0	0	0	0	0	0	0	0	0	0	0	0	
23	Lakhisarai	Lakhisarai	0	0	0	0	0	0	0	0	0	0	0	0	0	0	0	0	0	0	0	0	0	0	0	0	
24	Champaran	Mothari	0	0	0	0	0	0	0	0	0	0	0	0	0	0	0	0	0	0	0	0	0	0	0	0	
25	Madhubani	Madhubani	0	0	0	0	0	0	0	0	0	0	0	0	0	0	0	0	0	0	0	0	0	0	0	0	
26	Munger	Munger	0	0	0	0	0	0	0	0	0	0	0	0	0	0	0	0	0	0	0	0	0	0	0	0	
27	Jamalpur	Jamalpur	0	0	0	0	0	0	0	0	0	0	0	0	0	0	0	0	0	0	0	0	0	0	0	0	
28	Muzaffarpur	Muzaffarpur	0	0	0	0	0	0	0	0	0	0	0	0	0	0	0	0	0	0	0	0	0	0	0	0	
29	Nawada	Nawada	0	0	0	0	0	0	0	0	0	0	0	0	0	0	0	0	0	0	0	0	0	0	0	0	
30	Patna	Patna	0	0	0	0	0	0	0	0	0	0	0	0	0	0	0	0	0	0	0	0	0	0	0	0	
31	Danapur	Danapur	0	0	0	0	0	0	0	0	0	0	0	0	0	0	0	0	0	0	0	0	0	0	0	0	
32	Purnia	Purnia	0	0	0	0	0	0	0	0	0	0	0	0	0	0	0	0	0	0	0	0	0	0	0	0	
33	Saharsa	Saharsa	0	0	0	0	0	0	0	0	0	0	0	0	0	0	0	0	0	0	0	0	0	0	0	0	
34	Samastipur	Samastipur	0	0	0	0	0	0	0	0	0	0	0	0	0	0	0	0	0	0	0	0	0	0	0	0	
35	Rohtas	Sasaram	0	0	0	0	0	0	0	0	0	0	0	0	0	0	0	0	0	0	0	0	0	0	0	0	
36	Dehri	Dehri	0	0	0	0	0	0	0	0	0	0	0	0	0	0	0	0	0	0	0	0	0	0	0	0	
37	Sheohar	Sheohar	0	0	0	0	0	0	0	0	0	0	0	0	0	0	0	0	0	0	0	0	0	0	0	0	
38	Sheikhpura	Sheikhpura	0	0	0	0	0	0	0	0	0	0	0	0	0	0	0	0	0	0	0	0	0	0	0	0	
39	Sitamarhi	Sitamarhi	0	0	0	0	0	0	0	0	0	0	0	0	0	0	0	0	0	0	0	0	0	0	0	0	
40	Siwan	Siwan	0	0	0	0	0	0	0	0	0	0	0	0	0	0	0	0	0	0	0	0	0	0	0	0	
41	Supaul	Supaul	0	0	0	0	0	1	0	0	0	0	0	0	0	0	0	0	0	0	0	0	0	0	0	1	
		Total	0	0	0	0	0	3	1	31	0	1	1	3	0	0	2	10	2	4	2	6	2	3	4	78	

6/8/19  
(मदन पांडेय)  
S.M.S.

## Bank wise application details

S.No	Bank Name	No. of applications send to the bank	No. of applications sanctioned by bank			No. of applications pending with bank (Total)	No. of applications disbursed by bank		
			Term Loan (TL)	Cash Credit Limit (CCL)	Composite Loan (TL & CCL)		Term Loan (TL)	Cash Credit Limit (CCL)	Composite Loan (TL & CCL)
1	ALLAHABAD BANK	2	1	0	0	84	1	0	0
2	ANDHRA BANK	2	1	0	0	36	1	0	0
3	AXIS BANK	0	0	2	0	66	0	2	0
4	Bandhan Bank	2	4	0	0	4	4	0	0
5	BANK OF BARODA	17	12	7	0	174	8	7	0
6	BANK OF INDIA	8	20	15	0	288	16	11	0
7	Bihar Gramin Bank	10	1	2	0	171	0	0	0
8	CANARA BANK	2	27	4	0	137	21	4	0
9	CENTRAL BANK OF INDIA	15	11	10	1	221	8	6	1
10	CORPORATION BANK	0	2	0	0	38	2	0	0
11	DENA BANK	0	0	0	0	23	0	0	0
12	Federal Bank	0	0	0	0	3	0	0	0
13	HDFC BANK LTD	0	0	0	0	52	0	0	0
14	ICICI BANK LTD	0	0	0	0	66	0	0	0
15	IDBI BANK LTD	0	0	0	0	43	0	0	0
16	INDIAN BANK	3	0	0	0	51	0	0	0
17	INDIAN OVERSEAS BANK	3	11	0	0	17	4	0	0
18	MADHYA BIHAR GRAMIN BANK	4	4	7	0	27	1	7	0
19	ORIENTAL BANK OF COMMERCE	0	0	0	0	51	0	0	0
20	PUNJAB AND SIND BANK	0	0	0	0	1	0	0	0
21	PUNJAB NATIONAL BANK	17	12	1	0	311	4	3	0
22	STATE BANK OF HYDERABAD	0	0	0	0	1	0	0	0
23	STATE BANK OF INDIA	26	6	0	0	500	3	0	0
24	STATE BANK OF INDIA - OLD BIKANER AND JAIPUR	0	0	0	0	9	0	0	0
25	STATE BANK OF INDIA, MOHANPURA	0	0	0	0	6	0	0	0
26	SYNDICATE BANK	1	0	0	0	28	0	0	0
27	UBGB Bank	1	0	0	0	162	0	0	0
28	UCO BANK	9	15	10	0	186	14	9	0
29	UNION BANK	0	3	0	0	0	3	0	0
30	UNION BANK OF INDIA	10	15	2	0	148	7	3	0
31	UNITED BANK OF INDIA	0	1	4	0	67	1	4	0
32	VIJAYA BANK	2	0	2	0	19	0	2	0
<b>Total</b>		<b>134</b>	<b>146</b>	<b>66</b>	<b>1</b>	<b>2990</b>	<b>98</b>	<b>58</b>	<b>1</b>

(S.M.M. 8/8/19)  
 महेश पाठक  
 S.M.M.



# Deendayal Antyodaya Yojana-National Urban Livelihoods Mission (DAY-NULM)

Ministry of Housing and Urban Affairs  
Government of India



State Name : Bihar

You are Login as : BRSULM

8/8/2019 3:58:48 PM

(Log Out)

What's New :

## SEP-4 Financial Year Wise Application Status Report

Financial Year : Select Financial Year

Show

Cancel

### Application Status Report of Financial Year :2019-20

S.No	ULB Name	Total No. of Application Received	Total No. of Application Sanctioned by Bank			Total No. of Application Rejected	Total No. of Application Pending
			Term Loan (TL)	Cash Credit Limit (CCL)	Composite Loan (TL & CCL)		
1	Amarpur	0	0	0	0	0	0
2	Araria	48	0	0	0	0	48
3	Areraj	0	0	0	0	0	0
4	Arrah	0	0	0	0	0	0
5	Arrah	13	0	0	0	0	13
6	Arwal	27	7	3	0	1	21
7	Aurangabad	1	1	0	0	0	0
8	Bagaha	11	0	0	0	0	11
9	Bahadurganj	0	0	0	0	0	0
10	Bairgania	0	0	0	0	0	0
11	Bakhri	0	0	0	0	0	0
12	Bakhtiarpur	0	1	0	0	0	0
13	Balia	0	0	0	0	0	0
14	Banka	0	1	2	0	0	0
15	Banmankhi	0	0	0	0	0	0
16	Barahiya	0	0	0	0	0	0
17	Barauli	0	0	0	0	0	0
18	Barbigha	8	0	0	0	0	8
19	Barh	0	10	0	0	0	0
20	Begusarai	22	5	0	0	0	20
21	Behea	0	0	0	0	0	0
22	Belsand	0	0	0	0	0	0
23	Benipur	8	0	0	0	0	8
24	Bettiah	16	2	4	0	0	3
25	Bhabua	136	2	5	0	0	131


*(मदन पाठक)*  
SMM

26	Bhagalpur	0	0	0	0	0	0
27	Biharsharif	2	0	2	0	0	0
28	Bihat	0	0	0	0	0	0
29	Bikram	0	0	0	0	0	0
30	Bikramganj	0	0	0	0	0	0
31	Birpur	0	0	0	0	0	0
32	Bodh Gaya	2	0	0	0	0	2
33	Buxar	0	0	0	0	0	0
34	Chakia(Pipra)	0	0	0	0	0	0
35	Chanpatia	2	1	1	0	0	0
36	Chapra	228	0	3	0	0	225
37	Colgong	0	0	0	0	0	0
38	Dalsinghsarai	0	0	0	0	0	0
39	Danapur	0	0	0	0	0	0
40	Darbhanga	16	15	1	1	0	0
41	Daudnagar	5	0	0	0	0	5
42	Dehri - Dalmiya	1	0	0	0	0	1
43	Dhaka	3	4	0	0	0	0
44	Dighwara	0	0	0	0	0	0
45	Dumra	0	0	0	0	0	0
46	Dumraon	3	0	2	0	0	1
47	Ekma	0	0	0	0	0	0
48	Fatwah	23	6	0	0	0	19
49	Forbesganj	6	5	1	0	0	0
50	Gaya Town	35	5	6	0	0	21
51	Ghoghardiha	0	0	0	0	0	0
52	Gogri	5	0	0	0	0	5
53	Gopalganj	1	0	1	0	0	0
54	Hajipur	43	8	2	0	0	40
55	Hilsa	3	4	0	0	0	0
56	Hisua	10	0	0	0	0	10
57	Islampur	0	0	0	0	0	0
58	Jagdishpur	0	0	0	0	0	0
59	Jainagar	0	0	0	0	0	0
60	Jamalpur	6	2	4	0	0	0
61	Jamui	2	0	0	0	0	2
62	Janakpur Road	0	0	0	0	0	0
63	Jehanabad	0	0	0	0	0	0
64	Jhajha	0	0	0	0	0	0
65	Jhanjharpur	0	0	0	0	0	0
66	Jogabani	31	0	0	0	0	31
67	Kanti	0	0	0	0	0	0
68	Kasba	1	1	0	0	0	0
69	Kataiya	0	0	0	0	0	0
70	Katihar	3	3	0	0	0	0
71	Kesaria	0	0	0	0	0	0
72	Khagaria	0	0	0	0	0	0



73	Khagaul	6	3	1	0	0	4
74	Kharagpur	0	0	0	0	0	0
75	Khusrupur	0	0	0	0	0	0
76	Kishanganj	2	0	2	0	0	0
77	Koath	0	0	0	0	0	0
78	Kochas	0	0	0	0	0	0
79	Koilwar	0	0	0	0	0	0
80	Lakhisarai	4	0	4	0	0	0
81	Laliganj	0	0	0	0	0	0
82	Madhepura	0	0	0	0	0	0
83	Madhubani	3	3	0	0	0	0
84	Maharajganj	0	0	0	0	0	0
85	Mahnar	20	9	2	0	0	2
86	Mahua	0	0	0	0	0	0
87	Mairwa	0	0	0	0	0	0
88	Makhdumpur	0	0	0	0	0	0
89	Maner	45	10	0	0	0	36
90	Manihari	1	0	1	0	0	0
91	Marhaura	0	0	0	0	0	0
92	Masaurhi	6	1	5	0	0	0
93	Mehsi	0	0	0	0	0	0
94	Mirganj	0	0	0	0	0	0
95	Mohania	0	0	0	0	0	0
96	Mokameh	0	0	0	0	0	0
97	Motihari	12	1	0	0	0	12
98	Motipur	0	0	0	0	0	0
99	Munger	6	6	0	0	0	0
100	Murliganj	0	0	0	0	0	0
101	Muzaffarpur	18	6	0	0	0	12
102	Nabinagar	0	0	0	0	0	0
103	Narkatia	3	3	0	0	0	0
104	Nasriganj	0	0	0	0	0	0
105	Naubatpur	0	0	0	0	0	0
106	Naugachhia	8	3	4	0	0	1
107	Nawada	30	6	0	0	0	24
108	Nirmali	1	0	0	0	0	0
109	Nokha	0	0	0	0	0	0
110	Pakri Dayal	0	0	0	0	0	0
111	Parsa	4	0	4	0	0	0
112	Patna New	0	0	0	0	0	0
113	Patna Rural	16	0	0	0	0	16
114	Phulwari	0	0	0	0	0	0
115	Piro	0	0	0	0	0	0
116	Purnia East	2	2	0	0	0	0
117	Rafiganj	0	0	0	0	0	0
118	Rajgir	0	0	0	0	0	0
119	Ramnagar	1	0	0	0	0	1

120	Raxaul	0	0	0	0	0	0
121	Revelganj	0	0	0	0	0	0
122	Rosera	0	0	0	0	0	0
123	Saharsa	0	0	0	0	0	0
124	Sahebganj	0	0	0	0	0	0
125	Samastipur	5	3	5	0	0	0
126	Sasaram	17	0	0	0	0	17
127	Shahpur	0	0	0	0	0	0
128	Sheikhpura	2	0	0	0	0	2
129	Sheohar	1	0	0	0	0	1
130	Sherghati	0	0	0	0	0	0
131	Silao	0	0	0	0	0	0
132	Simri Bakhtiarpur	0	0	0	0	0	0
133	Sitamarhi	0	0	0	0	0	0
134	Siwan	0	0	0	0	0	0
135	Sonepur	0	0	0	0	0	0
136	Sugauli	0	0	0	0	0	0
137	Sultanganj	1	0	1	0	0	0
138	Supaul	0	0	0	0	0	0
139	Teghra	1	0	0	0	0	1
140	Thakurganj	0	0	0	0	0	0
141	Tikari	0	0	0	0	0	0
142	Warisaliganj	0	0	0	0	0	0
	<b>Total</b>	950	145	66	1	1	775

  
(महेश पाठक)

SL. No.	Name of Institutions	Type of Institution	MoU with Central Nodal Agency	Loan Approved Category Wise					Loan Amount	Loan Amount Disbursed	Subsidy Disbursed
				EWS	LIG	MIG-I	MIG-II	Total			
				5	6	7	8	9			
1	2	3	4	5	6	7	8	9	10	11	12
1	Aadhar Housing Finance Ltd.	HFC	NHB	9	3	4		16	121.21	104.14	33.35
2	Allahabad Bank	Bank	NHB	8	10	10	4	32	619.84	273.49	46.18
3	Andhra Bank	Bank	NHB	1		9		10	150.50	120.50	19.68
4	Axis Bank Ltd.	Bank	NHB	1	5	5	2	13	319.04	250.08	26.12
5	Bank of Baroda	Bank	NHB			8		8	242.77	198.90	17.22
6	Bank of India	Bank	NHB		1	3		4	106.80	100.66	9.32
7	Bank of Maharashtra	Bank	NHB		6	12	1	19	379.36	230.97	29.72
8	Bihar Gramin Bank	Bank	HUDCo	12	18			30	335.07	229.36	57.01
9	Can Fin Homes Ltd.	HFC	NHB	1	4	4	1	10	194.00	93.50	13.81
10	Canara Bank	Bank	NHB	26	75	73	3	177	2991.68	2109.70	364.54
11	Central Bank of India	Bank	HUDCo			2		2	48.00	38.00	4.30
12	Corporation Bank	Bank	NHB		10			10	105.50	48.60	17.70
13	Dewan Housing Finance Corporation Ltd.	HFC	NHB	12	16	11		39	532.53	314.29	41.33
14	Edelweiss Housing Finance Ltd.	HFC	NHB	3	5			8	95.80	0.00	0.00
15	GIC Housing Finance Ltd.	HFC	NHB		1			1	10.00	7.00	1.48

*M*

SL. No.	Name of Institutions	Type of Institution	MoU with Central Nodal Agency	Loan Approved Category Wise					Loan Amount	Loan Amount Disbursed	Subsidy Disbursed
				EWS	LIG	MIG-I	MIG-II	Total			
1	2	3	4	5	6	7	8	9	10	11	12
16	GRUH Finance Ltd.	HFC	NHB	2	7			9	63.00	51.95	16.58
17	Home First Finance Company India Pvt. Ltd.	HFC	NHB	1	3			4	57.60	56.38	10.21
18	Housing Development Finance Corporation Ltd.	HFC	NHB	11	88	74	17	190	3944.13	2859.88	332.02
19	ICICI Bank Ltd.	Bank	NHB	2	30	81	28	141	3430.40	2837.38	263.95
20	IDBI Bank Ltd.	Bank	NHB	4	12	5	1	22	366.06	223.85	34.42
21	India Bulls Housing Finance Ltd.	HFC	NHB		1			1	19.17	18.00	2.67
22	India Infoline Housing Finance Ltd.	HFC	NHB	3	5			8	104.28	100.87	17.03
23	Indian Bank	Bank	NHB	48	108	60	7	223	3122.82	1521.81	303.17
24	Indian Overseas Bank	Bank	NHB			6	1	7	143.90	67.00	13.88
25	Khush Housing Finance Ltd.	HFC	NHB		1			1	12.39	12.39	2.15
26	L & T Housing Finance Ltd.	HFC	NHB		1			1	17.50	17.50	2.50
27	LIC Housing Finance Ltd.	HFC	NHB	235	1071	960	61	2327	42493.13	19556.66	2906.31
28	Madhya Bihar Gramin Bank	Bank	NHB		4			4	30.72	0.00	0.00
29	Oriental Bank of Commerce	Bank	NHB		3			3	38.00	21.50	7.22
30	Punjab National Bank	Bank	NHB	8	8	20	4	40	638.00	421.59	73.78
31	Shubham Housing Development Finance Company Pvt. Ltd.	HFC	NHB	38	52	3	1	94	688.34	492.72	138.20
32	State Bank of Bikaner & Jaipur	Bank	NHB		1			1	6.00	6.00	1.60
33	State Bank of India	Bank	NHB	86	758	448	93	1385	26263.22	19185.79	2853.72

M

SL. No.	Name of Institutions	Type of Institution	MoU with Central Nodal Agency	Loan Appr'd Category Wise					Loan Amount	Loan Amount Disbursed	Subsidy Disbursed
				EWS	LIG	MIG-I	MIG-II	Total			
1	2	3	4	5	6	7	8	9	10	11	12
34	Tata Capital Housing Finance Ltd.	HFC	NHB	1	1			2	31.19	31.19	4.84
35	UCO Bank	Bank	NHB	6	6	4		16	155.00	127.00	30.68
36	Ujjivan Small Finance Bank	HFC	NHB	2	4			6	27.20	27.04	7.17
37	United Bank of India	Bank	NHB	22	33	7	3	65	799.98	265.28	41.27
38	Uttar Bihar Gramin Bank	Bank	NHB		6			6	50.30	0.00	0.00
39	Vijaya Bank	Bank	NHB	29	27	10	1	67	864.83	468.75	122.26
	<b>Total</b>			<b>571</b>	<b>2384</b>	<b>1819</b>	<b>228</b>	<b>5002</b>	<b>89619.26</b>	<b>52489.72</b>	<b>7867.39</b>

Mohesh Kumar

## STATE LEVEL BANKERS' COMMITTEE BIHAR, PATNA

(CONVENOR- STATE BANK OF INDIA)

FY : 2019-20

## BANK WISE PROGRESS UNDER EDUCATION LOAN AS ON 30.06.2019

(Rs. in Lakhs)

SL. NO.	BANK NAME	TARGET		SANCTIONED		DISBURSED		ACHIEV %AGE	
		NO.	AMT	NO.	AMT	NO.	AMT	NO.	AMT
	<b>LEAD BANKS</b>								
1	STATE BANK OF INDIA	9379	46894	1781	5219	1781	2363	18.99	5.04
2	CENTRAL BANK OF INDIA	4540	22700	584	990	584	886	12.86	3.90
3	PUNJAB NATIONAL BANK	6478	32391	1650	1504	1650	1504	25.47	4.64
4	CANARA BANK	2227	11137	482	2636	452	2051	20.30	18.42
5	UCO BANK	1807	9034	280	1280	225	420	12.45	4.65
6	BANK OF BARODA	3204	16019	310	1521	310	512	9.68	3.20
7	UNION BANK OF INDIA	1579	7893	186	588	186	196	11.78	2.48
	<b>OTHER BANKS</b>								
8	BANK OF INDIA	3463	17317	475	752	475	400	13.72	2.31
9	ALLAHABAD BANK	2389	11946	246	1178	246	1132	10.30	9.48
10	ANDHRA BANK	445	2227	3	12	3	12	0.67	0.54
11	BANK OF MAHARSHTRA	143	717	13	65	13	65	9.09	9.07
12	CORPORATION BANK	446	2230	1	4	1	4	0.22	0.18
13	INDIAN BANK	600	2998	66	330	66	153	11.00	5.10
14	INDIAN OVERSEAS BANK	669	3346	86	257	86	257	12.86	7.68
15	ORIENTAL BANK OF COM	516	2582	7	74	7	21	1.36	0.81
16	PUNJAB AND SIND BANK	128	638	0	10	0	10	0.00	1.57
17	SYNDICATE BANK	606	3030	70	70	70	70	11.55	2.31
18	UNITED BANK OF INDIA	882	4411	55	330	50	313	5.67	7.10
	<b>Total Public Sector Bank</b>	<b>39501</b>	<b>197510</b>	<b>6295</b>	<b>16820</b>	<b>6205</b>	<b>10369</b>	<b>15.71</b>	<b>5.25</b>
	<b>PRIVATE BANKS</b>								
19	IDBI	676	3382	49	301	49	89	7.25	2.63
20	ICICI BANK	858	4288	126	370	126	370	14.69	8.63
21	FEDERAL BANK	85	425	2	2	2	2	2.35	0.47
22	JAMMU KASHMIR BANK	15	74	0	0	0	0	0.00	0.00
23	SOUTH INDIAN BANK	15	74	9	20	9	20	60.00	27.03
24	AXIS BANK	750	3748	10	13	10	13	1.33	0.35
25	HDFC BANK	861	4305	11	16	11	16	1.28	0.37
26	INDUSIND BANK	197	986	0	0	0	0	0.00	0.00
27	KARNATAKA BANK	15	74	0	0	0	0	0.00	0.00
28	KOTAK MAHINDRA	99	495	0	0	0	0	0.00	0.00
29	YES BANK	30	148	0	0	0	0	0.00	0.00
30	BANDHAN BANK	119	597	0	0	0	0	0.00	0.00
31	DEVELOPMENT CREDIT BANK	0	0	0	0	0	0	--	--
	<b>Total Private Sector Bank</b>	<b>3720</b>	<b>18596</b>	<b>207</b>	<b>722</b>	<b>207</b>	<b>510</b>	<b>5.56</b>	<b>2.74</b>
	<b>Total COMM. BANKS</b>	<b>43221</b>	<b>216106</b>	<b>6502</b>	<b>17542</b>	<b>6412</b>	<b>10879</b>	<b>14.84</b>	<b>5.03</b>
	<b>CO-OPERATIVE BANKS</b>								
32	STATE CO-OP. BANK	0	0	0	0	0	0	--	--
	<b>Total Cooperative Bank</b>	<b>0</b>	<b>0</b>	<b>0</b>	<b>0</b>	<b>0</b>	<b>0</b>	<b>--</b>	<b>--</b>
	<b>REGIONAL RURAL BANKS</b>								
33	DAKSHIN BIHAR GRAMIN BANK	2196	17622	6	84	6	26	0.27	0.15
34	UTTAR BIHAR GRAMIN BANK	3074	8727	61	61	61	61	1.98	0.70
	<b>Total Region Rural Bank</b>	<b>5270</b>	<b>26349</b>	<b>67</b>	<b>145</b>	<b>67</b>	<b>87</b>	<b>1.27</b>	<b>0.33</b>
	<b>SMALL FINANCE BANK</b>								
35	JANA BANK	0	0	0	0	0	0	--	--
36	UTKARSH SFB	0	0	0	0	0	0	--	--
37	UJJIVAN SFB	0	0	0	0	0	0	--	--
	<b>Total Small Finance Bank</b>	<b>0</b>	<b>0</b>	<b>0</b>	<b>0</b>	<b>0</b>	<b>0</b>	<b>--</b>	<b>--</b>
	<b>TOTAL FOR BIHAR</b>	<b>48491</b>	<b>242455</b>	<b>6569</b>	<b>17687</b>	<b>6479</b>	<b>10966</b>	<b>13.36</b>	<b>4.52</b>

STATE LEVEL BANKERS' COMMITTEE BIHAR, PATNA							
(CONVENOR- STATE BANK OF INDIA)				FY :2019-20			
BANK WISE OUTSTANDING AND NPA UNDER EDUCATION LOAN AS ON 30.06.2019							
Rs. In Lakh							
SL. NO.	BANKS NAME	EDUCATION LOAN		NPA IN EDUCATION LOAN		NPA %	
		NO.	AMOUNT	NO.	AMOUNT	NO.	AMOUNT
	LEAD BANKS						
1	STATE BANK OF INDIA	27214	90300	3396	12109	12.48	13.41
2	CENTRAL BANK OF INDIA	9737	28607	2872	8357	29.50	29.21
3	PUNJAB NATIONAL BANK	19242	60164	5250	18891	27.28	31.40
4	CANARA BANK	4655	22403	696	2223	14.95	9.92
5	UCO BANK	10012	13608	970	4575	9.69	33.62
6	BANK OF BARODA	4940	11768	557	1226	11.28	10.42
7	UNION BANK OF INDIA	2751	10135	390	1361	14.18	13.43
	OTHER BANKS						
8	BANK OF INDIA	6465	19687	1221	3274	18.89	16.63
9	ALLAHABAD BANK	11433	60750	495	619	4.33	1.02
10	ANDHRA BANK	85	299	8	32	9.41	10.70
11	BANK OF MAHARSHTRA	219	1491	7	10	3.20	0.67
12	CORPORATION BANK	387	1488	39	138	10.08	9.27
13	INDIAN BANK	503	1805	63	197	12.52	10.91
14	INDIAN OVERSEAS BANK	670	2130	35	137	5.22	6.43
15	ORIENTAL BANK OF COM	955	2992	143	432	14.97	14.44
16	PUNJAB AND SIND BANK	83	952	29	160	34.94	16.81
17	SYNDICATE BANK	967	3140	71	214	7.34	6.82
18	UNITED BANK OF INDIA	1189	3805	152	579	12.78	15.22
	Total Public Sector Bank	101507	335524	16394	54534	16.15	16.25
	PRIVATE BANKS						
19	IDBI	634	2131	31	91	4.89	4.27
20	ICICI BANK	644	2300	0	0	0.00	0.00
21	FEDERAL BANK	16	51	0	0	0.00	0.00
22	JAMMU KASHMIR BANK	6	23	0	0	0.00	0.00
23	SOUTH INDIAN BANK	9	20	0	0	0.00	0.00
24	AXIS BANK	227	939	7	17	3.08	1.81
25	HDFC BANK	521	1142	14	25	2.69	2.19
26	INDUSIND BANK	0	0	0	0	0.00	0.00
27	KARNATAKA BANK	0	0	0	0	0.00	0.00
28	KOTAK MAHINDRA	1	3	0	0	0.00	0.00
29	YES BANK	0	0	0	0	0.00	0.00
30	BANDHAN BANK	0	0	0	0	0.00	0.00
31	DEVELOPMENT CREDIT BANK	0	0	0	0	0.00	0.00
	Total Private Sector Bank	2058	6609	52	133	2.53	2.01
	Total COMM. BANKS	103565	342133	16446	54667	15.88	15.98
	CO-OPERATIVE BANKS						
32	STATE CO-OP. BANK	0	0	0	0	0.00	0.00
	Total Cooperative Bank	0	0	0	0	0.00	0.00
	REGIONAL RURAL BANKS						
33	DAKSHIN BIHAR GRAMIN BANK	7598	20108	856	2876	11.27	14.30
34	UTTAR BIHAR GRAMIN BANK	5137	14283	1967	5969	38.29	41.79
	Total Region Rural Bank	12735	34391	2823	8845	22.17	25.72
	SMALL FINANCE BANK						
35	JANA BANK	0	0	0	0	0.00	0.00
36	UTKARSH SFB	0	0	0	0	0.00	0.00
37	UJJIVAN SFB	0	0	0	0	0.00	0.00
	Total Small Finance Bank	0	0	0	0	0.00	0.00
	TOTAL FOR BIHAR	116300	376524	19269	63512	16.57	16.87

STATE LEVEL BANKERS' COMMITTEE BIHAR, PATNA  
( CONVENCOR- STATE BANK OF INDIA )

BANKWISE PERFORMANCE UNDER PRADHAN MANTRI MUDRA YOJANA (SHISHU CATEGORY- LOAN UP TO Rs. 50000) AS ON : June 2019

(RS. IN LACS)

SL NO	BANK NAME	TARGET FY 2019-20 (AMT)				Shishu ACCOUNTS SANCT/DISB EXCLUDING RENEWALS AS ON June 2019 (A)				FY 2019-2020				TOTAL SHISHU ACCOUNTS SANCT/DISB INCL. RENEWALS AS ON June 2019 (A+B)				TOTAL (CUMMULATIVE) Shishu ACCOUNTS SANCT/DISB INCL. RENEWALS AS ON June 2019			
		SANCTIONED		DISBURSED		SANCTIONED		DISBURSED		SANCTIONED		DISBURSED		SANCTIONED		DISBURSED		SANCTIONED		DISBURSED	
		NO. OF A/C	AMT	NO. OF A/C	AMT	NO. OF A/C	AMT	NO. OF A/C	AMT	NO. OF A/C	AMT	NO. OF A/C	AMT	NO. OF A/C	AMT	NO. OF A/C	AMT	NO. OF A/C	AMT	NO. OF A/C	AMT
1	LEAD BANKS	0	303	38	303	483	197	786	235	483	197	786	235	483	197	786	235	483	197	786	
2	STATE BANK OF INDIA	0	331	113	331	1162	424	1493	578	1162	424	1493	578	1162	424	1493	578	1162	424	1493	
3	CENTRAL BANK OF INDIA	0	782	391	442	271	133	271	133	271	133	271	133	271	133	271	133	271	133	271	
4	PUNJAB NATIONAL BANK	1986	468	133	468	132	241	67	709	201	68	241	67	709	201	68	241	67	709	201	
5	CANARA BANK	0	2874	1186	2874	1120	2071	827	4945	2013	827	4945	2013	4945	2013	827	4945	2013	827	4945	
6	UCO BANK	0	82	34	82	34	452	878	418	452	878	418	452	878	418	452	878	418	452	878	
7	BANK OF BARODA	5	190	77	190	62	0	0	190	77	0	190	77	0	190	77	0	190	77	0	
8	UNION BANK OF INDIA	9180	344	172	344	150	25	394	197	394	197	394	197	394	197	394	197	394	197	394	
9	OTHER BANKS	0	88	40	87	39	220	93	308	133	220	93	308	133	220	93	308	133	220	93	
10	BANK OF INDIA	0	16	8	16	8	0	0	16	8	0	16	8	0	16	8	0	16	8	0	
11	ALLAHABAD BANK	0	44	22	44	22	324	144	368	166	324	144	368	166	324	144	368	166	324	144	
12	ANDHRA BANK	8	20	8	20	0	0	0	20	8	0	20	8	0	20	8	0	20	8	0	
13	BANK OF MAHARSHTRA	0	21	1	21	0	0	0	21	1	0	21	1	0	21	1	0	21	1	0	
14	CORPORATION BANK	0	36	16	36	0	0	0	36	16	0	36	16	0	36	16	0	36	16	0	
15	INDIAN BANK	0	37	18	37	17	208	94	245	112	245	112	245	112	245	112	245	112	245	112	
16	INDIAN OVERSEAS BANK	0	0	0	0	0	0	0	0	0	0	0	0	0	0	0	0	0	0	0	
17	ORIENTAL BANK OF COM	1800	3829	943	3829	943	850	289	4679	1232	850	289	4679	1232	850	289	4679	1232	850	289	
18	PUNJAB AND SIND BANK	0	126	61	126	61	0	126	61	0	126	61	0	126	61	0	126	61	0	126	
19	SYNDICATE BANK	12979	9591	3302	9194	2961	6758	2712	16349	6014	6758	2712	16349	6014	6758	2712	16349	6014	6758	2712	
20	UNITED BANK OF INDIA	0	1935	845	1935	845	0	0	1935	845	0	1935	845	0	1935	845	0	1935	845	0	
21	PRIVATE BANKS	1	4312	1442	4312	959	1	4312	1442	959	1	4312	1442	959	1	4312	1442	959	1	4312	
22	IDBI	0	11	4	11	4	0	0	11	4	0	11	4	0	11	4	0	11	4	0	
23	ICICI BANK	0	0	0	0	0	0	0	0	0	0	0	0	0	0	0	0	0	0	0	
24	FEDERAL BANK	0	0	0	0	0	0	0	0	0	0	0	0	0	0	0	0	0	0	0	
25	JAMMU KASHMIR BANK	0	0	0	0	0	0	0	0	0	0	0	0	0	0	0	0	0	0	0	
26	SOUTH INDIAN BANK	0	0	0	0	0	0	0	0	0	0	0	0	0	0	0	0	0	0	0	
27	AXIS BANK	0	38085	11220	38085	11220	0	0	38085	11220	0	38085	11220	0	38085	11220	0	38085	11220	0	
28	HDFC BANK	0	11643	3364	11643	3364	0	0	11643	3364	0	11643	3364	0	11643	3364	0	11643	3364	0	
29	INDUSIND BANK	0	0	0	0	0	0	0	0	0	0	0	0	0	0	0	0	0	0	0	
30	INDUSIND BANK	0	0	0	0	0	0	0	0	0	0	0	0	0	0	0	0	0	0	0	
31	KARNATAKA BANK	0	0	0	0	0	0	0	0	0	0	0	0	0	0	0	0	0	0	0	
32	KOTAK MAHINDRA	0	0	0	0	0	0	0	0	0	0	0	0	0	0	0	0	0	0	0	
33	YES BANK	0	0	0	0	0	0	0	0	0	0	0	0	0	0	0	0	0	0	0	
34	BANDHAN BANK	0	0	0	0	0	0	0	0	0	0	0	0	0	0	0	0	0	0	0	
35	DEVELOPMENT CREDIT BANK	0	0	0	0	0	0	0	0	0	0	0	0	0	0	0	0	0	0	0	
36	Total Private Sector Bank	1	55986	16875	55986	16392	549	179	56535	17054	549	179	56535	17054	549	179	56535	17054	549	179	
37	Total COMM. BANKS	12980	65577	20177	65180	19353	7307	2891	72884	23068	7307	2891	72884	23068	7307	2891	72884	23068	7307	2891	
38	CO-OPERATIVE BANKS	0	0	0	0	0	0	0	0	0	0	0	0	0	0	0	0	0	0	0	
39	STATE CO-OP. BANK	0	0	0	0	0	0	0	0	0	0	0	0	0	0	0	0	0	0	0	
40	Total Cooperative Bank	0	0	0	0	0	0	0	0	0	0	0	0	0	0	0	0	0	0	0	
41	REGIONAL RURAL BANKS	0	250	83	250	62	0	0	250	83	0	250	83	0	250	83	0	250	83	0	
42	DAKSHIN BIHAR GRAMIN BANK	0	419	207	419	174	0	0	419	207	0	419	207	0	419	207	0	419	207	0	
43	UTTAR BIHAR GRAMIN BANK	0	669	290	669	236	0	0	669	290	0	669	290	0	669	290	0	669	290	0	
44	Total Region Rural Bank	0	0	0	0	0	0	0	0	0	0	0	0	0	0	0	0	0	0	0	
45	SMALL FINANCE BANK	0	0	0	0	0	0	0	0	0	0	0	0	0	0	0	0	0	0	0	
46	JANA SFB	0	82081	27886	82081	27391	0	0	82081	27886	0	82081	27886	0	82081	27886	0	82081	27886	0	
47	UTKARSH SFB	0	14846	5003	14846	5003	14846	5003	14846	5003	14846	5003	14846	5003	14846	5003	14846	5003	14846	5003	
48	UJIVAN SFB	0	96927	32889	96927	32394	14846	5003	111773	37892	14846	5003	111773	37892	14846	5003	111773	37892	14846	5003	
49	Total Small Financial Bank	0	163173	53356	162776	51983	22153	7894	185326	61250	22153	7894	185326	61250	22153	7894	185326	61250	22153	7894	
50	TOTAL FOR BIHAR	12980	65577	20177	65180	19353	7307	2891	72884	23068	7307	2891	72884	23068	7307	2891	72884	23068	7307	2891	



## STATE LEVEL BANKERS' COMMITTEE BIHAR, PATNA

(CONVENOR- STATE BANK OF INDIA)

BANKWISE PERFORMANCE UNDER PRADHAN MANTRI MUDRA YOJNA (KISHORE CATEGORY- LOAN FROM 50000 TO 500000) AS ON : June 2019

(RS. IN LACS)

FY 2019-20

SINCE INCEPTION

SL NO	BANK NAME	TARGET FY 2019-20 (AMT)		KISHORE ACCOUNTS SANCT/DISB EXCLUDING RENEWALS AS ON June 2019 (A)				NO. OF KISHORE ACCOUNTS RENEWED SANCT/DISB AS ON June 2019 (B)				TOTAL KISHORE ACCOUNTS SANCT/DISB INCL. RENEWALS AS ON June 2019 (A+B)				TOTAL (CUMULATIVE) KISHORE ACCOUNTS SANCT/DISB INCL. RENEWALS AS ON June 2019			
		NO. OF A/C		DISBURSED		NO. OF A/C		DISBURSED		NO. OF A/C		DISBURSED		NO. OF A/C		SANCTIONED		DISBURSED	
		NO. OF A/C	AMT	NO. OF A/C	AMT	NO. OF A/C	AMT	NO. OF A/C	AMT	NO. OF A/C	AMT	NO. OF A/C	AMT	NO. OF A/C	AMT	NO. OF A/C	AMT	NO. OF A/C	AMT
	LEAD BANKS																		
1	STATE BANK OF INDIA	0	733	270	727	270	727	2821	9043	2821	9043	3091	9776	3091	9776	68998	203223	68998	203054
2	CENTRAL BANK OF INDIA	0	665	665	1008	665	1008	890	1986	890	1986	1555	3359	1555	3359	11511	22869	11511	21821
3	PUNJAB NATIONAL BANK	0	1734	1249	1663	1249	1663	551	1492	551	1492	2285	6176	1800	3155	37009	82528	34002	74790
4	CANARA BANK	16865	1103	3053	1103	2873	1049	3002	840	2115	838	2087	1889	5263	1672	4622	24622	59081	24043
5	UCO BANK	0	1049	3148	852	389	852	1767	4596	1767	4596	2156	5448	2156	5448	7141	15632	7139	15456
6	BANK OF BARODA	0	389	852	1089	554	1089	0	0	0	0	554	1302	554	1089	31065	71761	31065	71657
7	UNION BANK OF INDIA	0	554	1302	1089	554	1089	0	0	0	0	554	1302	554	1089	15532	31991	15532	24000
	OTHER BANKS																		
8	BANK OF INDIA	15335	1043	2655	2157	1043	2157	211	523	211	523	1254	3178	1254	2583	16263	45259	16263	38248
9	ALLAHABAD BANK	0	130	307	307	130	307	894	2923	894	2923	1024	3230	1024	3230	7124	24794	7124	24622
10	ANDHRA BANK	1	74	220	74	209	74	209	0	0	0	74	220	74	209	1724	4472	1724	4237
11	BANK OF MAHARASHTRA	0	23	19	19	23	19	0	0	0	0	23	19	23	19	579	1761	579	1610
12	CORPORATION BANK	0	12	12	0	0	0	0	0	0	0	12	12	12	0	28	42	0	0
13	INDIAN BANK	0	15	42	42	15	42	0	0	0	0	15	42	15	42	4062	8496	4062	7454
14	INDIAN OVERSEAS BANK	0	128	275	0	0	0	0	0	0	0	128	275	128	275	2835	5955	2707	5633
15	ORIENTAL BANK OF COM	0	80	198	179	80	179	808	273	747	747	353	1006	353	926	2032	5397	2032	5213
16	PUNJAB AND SIND BANK	0	5	9	9	5	9	0	0	0	0	5	9	5	9	94	234	94	234
17	SYNDICATE BANK	2200	6108	13919	13919	6108	13919	383	1018	383	1018	6491	14937	6491	14937	7373	17889	7373	17997
18	UNITED BANK OF INDIA	0	32	101	101	32	101	0	0	0	0	32	101	32	101	843	2497	843	2497
	Total Public Sector Bank	34401	13414	32902	12789	28156	28156	9199	26073	9197	25759	22613	58975	21986	53915	238835	603881	235768	572815
	PRIVATE BANKS																		
19	IDBI	0	605	597	605	597	605	0	0	0	0	605	597	605	597	10547	16506	10547	12297
20	ICICI BANK	0	967	2921	967	2921	967	2921	0	0	0	967	2921	967	2921	2120	6430	2120	6430
21	FEDERAL BANK	0	32	107	107	32	107	0	0	0	0	32	107	32	107	109	396	94	330
22	JAMMU KASHMIR BANK	0	0	0	0	0	0	0	0	0	0	0	0	0	0	0	0	0	0
23	SOUTH INDIAN BANK	0	1	2	2	1	2	0	0	0	0	1	2	1	2	1	2	1	2
24	AXIS BANK	0	6	29	29	6	29	0	0	0	0	6	29	6	29	681	2521	663	2472
25	HDFC BANK	0	1007	1690	1690	1007	1690	0	0	0	0	1007	1690	1007	1690	7191	23119	7191	23119
26	INDUSIND BANK	0	0	0	0	0	0	0	0	0	0	0	0	0	0	7009	16619	7009	16619
27	KARNATAKA BANK	0	0	0	0	0	0	1	3	1	3	1	3	1	3	1	3	1	3
28	KOTAK MAHINDRA	0	0	0	0	0	0	0	0	0	0	0	0	0	0	0	0	0	0
29	YES BANK	0	0	0	0	0	0	0	0	0	0	0	0	0	0	0	0	0	0
30	BANDHAN BANK	0	0	0	0	0	0	0	0	0	0	0	0	0	0	0	0	0	0
31	DEVELOPMENT CREDIT BANK	0	0	0	0	0	0	0	0	0	0	0	0	0	0	79377	51263	79377	51263
	Total Private Sector Bank	0	2618	5346	5346	2618	5346	1	3	1	3	2619	5349	2619	5349	107036	116859	107036	112535
	Total COMM. BANKS	34401	16032	38248	15407	33502	33502	9200	26076	9198	25762	25232	64324	24605	59264	345871	720740	342771	685350
	CO-OPERATIVE BANKS																		
32	STATE CO-OP. BANK	0	0	0	0	0	0	0	0	0	0	0	0	0	0	0	0	0	0
	Total Cooperative Bank	0	0	0	0	0	0	0	0	0	0	0	0	0	0	0	0	0	0
	REGIONAL RURAL BANKS																		
33	DAKSHIN BIHAR GRAMIN BANK	0	538	855	538	855	538	0	0	0	0	538	855	538	855	120380	223487	120379	189006
34	UTTAR BIHAR GRAMIN BANK	0	2529	4551	1806	2529	1806	0	0	0	0	2529	4551	2529	4551	129236	292762	129236	227224
	Total Region Rural Bank	0	3067	5406	3067	2461	2461	0	0	0	0	3067	5406	3067	2461	249616	516249	249615	416230
	SMALL FINANCE BANK																		
35	JANA SFB	0	0	0	0	0	0	0	0	0	0	0	0	0	0	0	0	0	0
36	UTKARSH SFB	0	13853	8512	13853	8508	8508	0	0	0	0	13853	8512	13853	8508	39556	26394	39556	26390
37	UJJWAN SFB	0	1231	1001	1001	1231	1001	1231	1001	1231	1001	2462	2002	2462	2002	6684	5418	6684	5418
	Total Small Financial Bank	0	15084	9513	15084	9509	9509	1231	1001	1231	1001	16315	10514	16315	10510	46240	31812	46240	31808
	TOTAL FOR BIHAR	34401	34183	53167	33558	45472	45472	10431	27077	10429	26763	44614	80244	43987	72235	534691	1268801	638626	1133388

STATE LEVEL BANKERS' COMMITTEE BIHAR, PATNA  
(CONVENOR- STATE BANK OF INDIA)

BANKWISE PERFORMANCE UNDER PRADHAN MANTRI MUDBRA YOJINA (TARUN CATEGORY- LOAN FROM Rs. 500001 TO Rs.1000000) AS ON : June 2019

(RS. IN LACS)

SL NO	BANK NAME	FY 2019-20														SINCE INCEPTION			
		TARGET FY 2019-20 (AMT)		TARUN ACCOUNTS SANCT/DISB EXCLUDING RENEWALS AS ON June 2019 (A)				NO. OF TARUN ACCOUNTS RENEWED SANCT/DISB AS ON June 2019 (B)				TOTAL TARUN ACCOUNTS SANCT/DISB INCL RENEWALS AS ON June 2019 (A+B)				TOTAL (CUMMULATIVE) TARUN ACCOUNTS SANCT/DISB INCL RENEWALS AS ON June 2019		DISBURSED	
				NO. OF A/C	AMT	DISBURSED	NO. OF A/C	AMT	SANCTIONED	AMT	DISBURSED	NO. OF A/C	AMT	SANCTIONED	AMT	DISBURSED	NO. OF A/C	AMT	NO. OF A/C
	LEAD BANKS																		
1	STATE BANK OF INDIA	0	127	1055	126	1022	1713	14958	1713	14958	1840	16013	1839	15980	34555	308972	34554	308445	
2	CENTRAL BANK OF INDIA	0	66	547	66	419	134	1091	134	1060	200	1638	200	1479	971	8075	971	7649	
3	PUNJAB NATIONAL BANK	0	882	7540	332	2989	217	1886	217	1886	1059	9426	549	4875	9508	78326	8387	66416	
4	CANARA BANK	16139	495	4191	495	3930	251	2160	251	2025	746	6351	746	5955	7914	65776	7698	59461	
5	UCO BANK	0	296	2523	290	2216	198	1599	198	1452	494	4122	488	3668	1501	11523	1494	11021	
6	BANK OF BARODA	0	92	791	92	791	273	2350	273	2350	365	3141	365	3141	4140	38453	4121	38184	
7	UNION BANK OF INDIA	0	172	1438	172	1091	0	0	0	0	172	1438	172	1091	2242	17825	2228	13939	
	OTHER BANKS																		
8	BANK OF INDIA	18985	271	2203	271	1656	39	273	39	215	310	2476	310	1871	4527	35122	4527	29471	
9	ALLAHABAD BANK	0	346	2688	346	2525	976	6784	976	6708	1322	9472	1322	9233	3977	31007	3977	30757	
10	ANDHRA BANK	0	74	673	74	645	0	0	0	0	74	673	74	645	1130	9824	1130	9004	
11	BANK OF MAHARSHTRA	0	3	26	3	26	170	1102	170	1072	173	1128	173	1098	510	3303	510	3266	
12	CORPORATION BANK	0	11	76	0	0	0	0	0	0	11	76	0	0	19	120	0	0	
13	INDIAN BANK	0	8	69	8	69	0	0	0	0	8	69	8	69	1280	8848	1280	8151	
14	INDIAN OVERSEAS BANK	0	32	256	0	0	0	0	0	0	32	256	0	0	677	5459	645	5194	
15	ORIENTAL BANK OF COM	0	50	370	50	317	159	1107	159	979	209	1477	209	1296	778	6200	777	5902	
16	PUNJAB AND SIND BANK	0	3	20	3	20	0	0	0	0	3	20	3	20	7	58	7	58	
17	SYNDICATE BANK	4600	1577	12380	1577	12380	231	1638	231	1638	1808	14018	1808	14018	2626	19504	2592	19421	
18	UNITED BANK OF INDIA	39724	4531	37050	3931	30300	4361	34948	4361	34343	8892	71998	8292	64643	76735	651241	75271	619186	
	Total Public Sector Bank																		
	PRIVATE BANKS																		
19	IDBI	0	62	520	62	520	0	0	0	0	62	520	62	520	2354	19595	2354	16508	
20	ICICI BANK	0	455	3514	455	3195	0	0	0	0	455	3514	455	3195	1021	7990	1021	7071	
21	FEDERAL BANK	0	24	186	24	186	0	0	0	0	24	186	24	186	79	664	67	547	
22	JAMMU KASHMIR BANK	0	0	0	0	0	0	0	0	0	0	0	0	0	0	0	0	0	
23	SOUTH INDIAN BANK	0	0	0	0	0	0	0	0	0	0	0	0	0	0	0	0	0	
24	AXIS BANK	0	2	17	2	17	0	0	0	0	2	17	2	17	1077	7858	1039	7675	
25	HDFC BANK	0	789	4595	789	4595	0	0	0	0	789	4595	789	4595	3612	20343	3612	20343	
26	INDUSIND BANK	0	0	0	0	0	0	0	0	0	0	0	0	0	307	1496	307	1496	
27	KARNATAKA BANK	0	0	0	0	0	1	6	1	6	1	6	1	6	2	8	2	8	
28	KOTAK MAHINDRA	0	1	7	1	7	0	0	0	0	1	7	1	7	2	12	2	12	
29	YES BANK	0	0	0	0	0	0	0	0	0	0	0	0	0	0	0	0	0	
30	BANDHAN BANK	0	0	0	0	0	0	0	0	0	0	0	0	0	0	0	0	0	
31	DEVELOPMENT CREDIT BANK	0	0	0	0	0	0	0	0	0	0	0	0	0	0	0	0	0	
	Total Private Sector Bank	0	1333	8839	1333	8520	1	6	1	6	1334	8845	1334	8526	8454	57366	8404	53660	
	Total COMM. BANKS	39724	5864	45889	5264	36820	4362	34954	4362	34349	10226	80843	9626	73165	85189	708607	83675	672846	
	CO-OPERATIVE BANKS																		
32	STATE CO-OP. BANK	0	0	0	0	0	0	0	0	0	0	0	0	0	0	0	0	0	
	Total Cooperative Bank	0	0	0	0	0	0	0	0	0	0	0	0	0	0	0	0	0	
	REGIONAL RURAL BANKS																		
33	DAKSHIN BIHAR GRAMIN BANK	0	13	109	13	102	0	0	0	0	13	109	13	102	1629	14418	1629	14175	
34	UTTAR BIHAR GRAMIN BANK	0	33	263	33	172	0	0	0	0	33	263	33	172	1008	6707	1008	6387	
	Total Region Rural Bank	0	46	372	46	274	0	0	0	0	46	372	46	274	2637	21125	2637	20562	
	SMALL FINANCE BANK																		
35	JANA SFB	0	0	0	0	0	0	0	0	0	0	0	0	0	0	0	0	0	
36	UTKARSH SFB	0	3	22	3	22	0	0	0	0	3	22	3	22	354	2745	354	2745	
37	UJJIVAN SFB	0	0	0	0	0	0	0	0	0	0	0	0	0	2	15	2	15	
	Total Small Financial Bank	0	3	22	3	22	0	0	0	0	3	22	3	22	356	2760	356	2760	
	TOTAL FOR BIHAR	47171	5913	46283	5313	39116	4362	34954	4362	34349	10275	81237	9675	73465	88182	732492	86668	696168	

STATE LEVEL BANKERS' COMMITTEE BIHAR, PATNA

(CONVENOR- STATE BANK OF INDIA)

BANKWISE PERFORMANCE UNDER PRADHAN MANTRI MUDRA YOJNA TOTAL AS ON : June 2019

				FY 2019- 20						SINCE INCEPTION										
SL NO		BANK NAME	TARGET FY 2019-20 (AMT)	TOTAL ACCOUNTS SANCT/DISB EXCLUDING RENEWALS AS ON June 2019 (A)			TOTAL NO. OF ACCOUNTS RENEWED SANCT/DISB AS ON June 2019 (B)			TOTAL ACCOUNTS SANCT/DISB INCL. RENEWALS AS ON June 2019 (A+B)			TOTAL (CUMMULATIVE) ACCOUNTS SANCT/DISB INCL. RENEWALS AS ON June 2019			(RS. IN LACS)				
				DISBURSED			DISBURSED			DISBURSED			SANCTIONED							
				NO. OF A/C	AMT	NO. OF A/C	AMT	NO. OF A/C	AMT	NO. OF A/C	AMT	NO. OF A/C	AMT	NO. OF A/C	AMT		NO. OF A/C	AMT	NO. OF A/C	AMT
<b>LEAD BANKS</b>																				
1		STATE BANK OF INDIA	0	700	1826	699	1787	5017	24198	5017	24198	24198	5017	24198	24198	5017	24198	24198	5017	24198
2		CENTRAL BANK OF INDIA	0	1062	2074	1062	1540	2186	3501	2186	3501	2186	3501	2186	3501	2186	3501	2186	3501	2186
3		PUNJAB NATIONAL BANK	0	3398	12615	2023	4873	1039	3511	1039	3511	1039	3511	1039	3511	1039	3511	1039	3511	1039
4		CANARA BANK	34990	2066	7377	2066	6935	3797	1061	3797	1061	3797	1061	3797	1061	3797	1061	3797	1061	3797
5		UCO BANK	0	4219	6857	4213	6338	3109	4541	3107	4366	7328	11398	10704	28676	36019	28667	35274	35274	35274
6		BANK OF BARODA	0	563	1677	563	1677	2918	7364	2918	7364	3481	9041	9041	50301	116679	50212	116679	50212	116679
7		UNION BANK OF INDIA	5	916	2817	916	2242	0	0	0	0	916	2817	2242	25994	53234	25612	39873	39873	39873
<b>OTHER BANKS</b>																				
8		BANK OF INDIA	43500	1658	5030	1658	3963	300	821	300	821	1958	5851	4628	33089	86379	33089	86379	33089	86379
9		ALLAHABAD BANK	0	564	3035	563	2871	2090	9800	2090	9800	12835	2654	12595	14751	57958	14751	57958	14751	57958
10		ANDHRA BANK	1	164	901	164	862	0	0	0	0	164	901	862	4945	14721	4945	14721	4945	14721
11		BANK OF MAHARASHTRA	0	70	67	70	67	494	1246	494	1246	1313	564	1273	2122	5476	2122	5476	2122	5476
12		CORPORATION BANK	8	43	96	43	96	0	0	0	0	43	96	0	85	179	85	179	85	179
13		INDIAN BANK	0	44	112	44	112	0	0	0	0	44	112	112	9493	17939	9461	15955	15955	15955
14		INDIAN OVERSEAS BANK	0	196	547	196	547	0	0	0	196	547	0	0	5818	12506	5622	11899	11899	11899
15		ORIENTAL BANK OF COM	0	167	586	167	513	640	2009	640	1815	807	2595	2328	4144	12173	4143	11625	11625	11625
16		PUNJAB AND SIND BANK	0	8	29	8	29	0	0	0	0	8	29	8	138	308	138	308	308	308
17		SYNDICATE BANK	8600	11514	2742	11514	2742	1464	2945	1464	2945	12978	30187	30187	18827	40402	18793	40427	40427	40427
18		UNITED BANK OF INDIA	0	184	366	184	366	0	0	0	0	184	366	366	3272	6333	3272	6333	6333	6333
<b>Total Public Sector Bank</b>																				
<b>PRIVATE BANKS</b>																				
19		IDBI	0	2602	1962	2602	1962	0	0	0	0	2602	1962	1962	69147	55878	69147	55878	69147	55878
20		ICICI BANK	1	5734	7877	5734	7075	1	0	0	0	5734	7877	7075	13723	82065	13723	82065	13723	82065
21		FEDERAL BANK	0	67	297	67	297	0	0	0	0	67	297	297	251	1088	251	1088	251	1088
22		JAMMU KASHMIR BANK	0	0	0	0	0	0	0	0	0	0	0	0	0	0	0	0	0	0
23		SOUTH INDIAN BANK	0	1	2	1	2	0	0	0	0	1	2	2	1	2	1	2	1	2
24		AXIS BANK	0	38093	11266	38093	11266	0	0	0	0	38093	11266	11266	686140	82604	686084	168372	168372	168372
25		HDFC BANK	0	13439	9649	13439	9649	0	0	0	0	13439	9649	9649	185139	82768	185139	82768	82768	82768
26		INDUSIND BANK	0	0	0	0	0	0	0	0	0	0	0	0	13916	20791	13916	20791	20791	20791
27		KARNATAKA BANK	0	0	0	0	0	2	9	2	9	9	2	9	5	12	5	12	12	12
28		KOTAK MAHINDRA	0	1	7	1	7	548	179	548	179	186	549	186	550	191	550	191	191	191
29		YES BANK	0	0	0	0	0	0	0	0	0	0	0	0	0	0	0	0	0	0
30		BANDHAN BANK	0	0	0	0	0	0	0	0	0	0	0	0	571511	231972	571511	231972	231972	231972
31		DEVELOPMENT CREDIT BANK	0	0	0	0	0	0	0	0	0	0	0	0	0	0	0	0	0	0
<b>Total Private Sector Bank</b>																				
<b>Total COMMI. BANKS</b>																				
32		STATE CO-OP. BANK	0	0	0	0	0	0	0	0	0	0	0	0	0	0	0	0	0	0
<b>Total Co-Operative Bank</b>																				
<b>Total Cooperative Bank</b>																				
<b>REGIONAL RURAL BANKS</b>																				
33		DAKSHIN BIHAR GRAMIN BANK	0	801	1047	801	819	0	0	0	0	801	1047	819	238656	266915	238656	266915	238656	266915
34		UTTAR BIHAR GRAMIN BANK	0	2981	5021	2981	2152	0	0	0	0	2981	5021	2981	366452	370606	366452	370606	366452	370606
<b>Total Region Rural Bank</b>																				
<b>SMALL FINANCE BANK</b>																				
35		JANA SFB	0	0	0	0	0	0	0	0	0	0	0	0	0	0	0	0	0	0
36		UTKARSH SFB	0	95937	36420	95937	35921	0	0	0	0	95937	36420	35921	670071	219361	670071	219361	670071	219361
37		UJJVAN SFB	0	16077	6004	16077	6004	15996	6004	15996	6004	32154	12008	12008	108039	37971	107958	37971	107958	37971
<b>Total Small Financial Bank</b>																				
<b>TOTAL FOR BIHAR</b>																				
			94552	203269	152806	201647	136571	36946	69925	36862	68984	240215	222731	238509	205555	3280503	2855203	3381226	2665609	2665609

## STATE LEVEL BANKERS' COMMITTEE BIHAR, PATNA

(CONVENOR- STATE BANK OF INDIA)

FY : 2019-20

## PRADHAN MANTRI JAN DHAN ACCOUNT (PMJDY) STATUS As on 30.06.2019

SI NO.	BANK NAME (1)	NO. OF PMJDY ACCOUNTS OPENED IN FY 2019-20 (2)		PMJDY ACCOUNTS IN BIHAR (3)		ACTIVE PMJDY ACCOUNTS IN (3) (4)		TOTAL NO. OF OVERDRAFTS SANCTIONED IN FY		TOTAL [CUM.] NO. OF OVER DRAFTS SANCTIONED IN (4) (6)	
		NUMBER OF ACCOUNTS	BALANCE IN THE ACCOUNT (Rs. In Crores)	NUMBER OF ACCOUNTS	BALANCE IN THE ACCOUNT (Rs. In Crores)	NUMBER OF ACCOUNTS	BALANCE IN THE ACCOUNT (Rs. In Crores)	NUMBER OF ACCOUNTS	TOTAL AMOUNT SANCTIONED (Rs. In Crores)		NUMBER OF ACCOUNTS
	<b>LEAD BANKS</b>										
1	STATE BANK OF INDIA	619914	145	14378516	3088	13537177	3231	0	5961	140751	33
2	CENTRAL BANK OF INDIA	131075	42	3284317	769	3054960	707	1	58	16887	3
3	PUNJAB NATIONAL BANK	44517	3	5883045	1437	4520005	1146	3	5701	109088	59
4	CANARA BANK	3849	1	397982	265	330808	141	0	251	15382	17
5	UCO BANK	7408	2	1982666	35	1323258	28	170	9780	14658	174
6	BANK OF BARODA	50150	1	3905546	120	3560718	19	0	1066	14566	1
7	UNION BANK OF INDIA OTHER BANKS	11546	0	474042	83	469532	83	0	65	1896	0
8	BANK OF INDIA	93005	7	2695299	671	2459160	641	1	1104	14125	2
9	ALLAHABAD BANK	312670	68	1487987	335	1479232	335	0	1386	3688	1
10	ANDHRA BANK	5545	2	22891	6	16956	1	0	702	1410	10
11	BANK OF MAHARSHTRA	235	1	12295	450	12980	398	0	22	22	0
12	CORPORATION BANK	1200	1	631175	0	613	0	0	0	0	0
13	INDIAN BANK	1032	0	113704	23	89126	23	0	75	2561	0
14	INDIAN OVERSEAS BANK	1573	1	86677	28	47527	21	0	27	62	0
15	ORIENTAL BANK OF COM.	5401	3	103256	105	64256	89	0	15	199	103
16	PUNJAB AND SIND BANK	70	1	9210	3	9207	3	0	8	266	2
17	SYNDICATE BANK	2240	3	195199	14	364415	14	0	1	8753	4
18	UNITED BANK OF INDIA	864	1	842015	423	747126	442	1	1112	73344	38
	Total Public Sector Bank	1292294	282	37000822	7855	32087056	7322	176	27334	417658	447
	<b>PRIVATE BANKS</b>										
19	IDBI	285	0	22162	5	22006	4	0	0	0	0
20	ICICI BANK	0	0	27714	2	27927	2	0	0	0	0
21	FEDERAL BANK	67	0	1956	1	1250	1	0	159	318	9
22	JAMMU KASHMIR BANK	0	0	0	0	0	0	0	0	0	0
23	SOUTH INDIAN BANK	0	0	233	0	233	1	0	0	0	0
24	AXIS BANK	907	11	16129	249	16010	228	0	0	0	0
25	HDFC BANK	3103	2	81566	10	34057	0	0	0	0	0
26	INDUSIND BANK	13	1	1290	1	658	1	0	0	0	0
27	KARNATAKA BANK	0	0	110	0	107	0	0	0	0	0
28	KOTAK MAHINDRA	0	0	1373	0	298	1	0	0	0	0
29	YES BANK	0	0	62	0	1	0	0	0	0	0
30	BANDHAN BANK	0	0	0	0	0	0	0	0	0	0
31	DEVELOPMENT CREDIT BANK Total Private Sector Bank	4375	14	152595	268	102547	238	0	159	318	9
	Total COMM. BANKS	1296669	296	37153417	8123	32189603	7560	176	27493	417976	456
	<b>CO-OPERATIVE BANKS</b>										
32	STATE CO-OP. BANK Total Cooperative Bank	25365	141	12140	185	33838	289	0	0	0	0
	REGIONAL RURAL BANKS	25365	141	12140	185	33838	289	0	0	0	0
33	DAKSHIN BIHAR GRAMIN BANK	87567	12	3527076	862	2675363	810	1	98	65120	12
34	UTTAR BIHAR GRAMIN BANK Total Region Rural Bank	11842	1	3109163	783	2360377	789	0	0	2152018	7
	SMALL FINANCE BANK	99409	13	6636239	1645	5035740	1599	1	98	2217138	19
35	JANA SFB	0	0	0	0	0	0	0	0	0	0
36	UTKARSH SFB	0	0	0	0	0	0	0	0	0	0
37	UJJVAIN SFB	0	0	0	0	0	0	0	0	0	0
	Total Small Financial Bank	0	0	0	0	0	0	0	0	0	0
	<b>TOTAL FOR BIHAR</b>	1421443	450	43801796	9953	37259181	9448	177	27591	2635114	475

## STATE LEVEL BANKERS' COMMITTEE BIHAR, PATNA

( CONVENOR- STATE BANK OF INDIA )

FY: 2019-20

STAND UP INDIA : As ON June 2019

Sl No	BANK NAMES	Total No. of Branches in the State	Number of branches which have given loan	Loans given to		
				No. of SC	No. of ST	No. of Women
	<b>LEAD BANKS</b>					
1	STATE BANK OF INDIA	960	1	0	0	1
2	CENTRAL BANK OF INDIA	439	9	0	0	9
3	PUNJAB NATIONAL BANK	575	3	0	0	3
4	CANARA BANK	247	68	2	2	100
5	UCO BANK	229	1	4	0	12
6	BANK OF BARODA	324	221	35	8	178
7	UNION BANK OF INDIA	159	0	0	0	0
	<b>OTHER BANKS</b>					
8	BANK OF INDIA	345	26	0	0	28
9	ALLAHABAD BANK	243	15	5	4	8
10	ANDHRA BANK	47	0	7	0	1
11	BANK OF MAHARSHTRA	13	0	0	0	0
12	CORPORATION BANK	43	0	0	0	0
13	INDIAN BANK	66	0	0	0	0
14	INDIAN OVERSEAS BANK	60	1	0	0	11
15	ORIENTAL BANK OF COM	52	0	0	0	0
16	PUNJAB AND SIND BANK	16	0	0	0	0
17	SYNDICATE BANK	66	3	3	0	3
18	UNITED BANK OF INDIA	92	42	6	0	55
	<b>Total Public Sector Bank</b>	<b>3976</b>	<b>390</b>	<b>62</b>	<b>14</b>	<b>409</b>
	<b>PRIVATE BANKS</b>					
19	IDBI	70	0	0	0	4
20	ICICI BANK	99	4	0	0	287
21	FEDERAL BANK	8	0	0	0	0
22	JAMMU KASHMIR BANK	1	0	0	0	0
23	SOUTH INDIAN BANK	1	0	0	0	0
24	AXIS BANK	123	0	0	0	0
25	HDFC BANK	132	0	1	0	13
26	INDUSIND BANK	36	0	0	0	0
27	KARNATAKA BANK	1	1	0	0	0
28	KOTAK MAHINDRA	20	0	0	0	0
29	YES BANK	3	0	0	0	0
30	BANDHAN BANK	454	0	0	0	0
31	DEVELOPMENT CREDIT BANK	0	0	0	0	0
	<b>Total Private Sector Bank</b>	<b>948</b>	<b>5</b>	<b>1</b>	<b>0</b>	<b>304</b>
	<b>Total COMM. BANKS</b>	<b>4924</b>	<b>395</b>	<b>63</b>	<b>14</b>	<b>713</b>
	<b>CO-OPERATIVE BANKS</b>					
32	STATE CO-OP. BANK	286	0	0	0	0
	<b>Total Cooperative Bank</b>	<b>286</b>	<b>0</b>	<b>0</b>	<b>0</b>	<b>0</b>
	<b>REGIONAL RURAL BANKS</b>					
33	DAKSHIN BIHAR GRAMIN BANK	1078	4	0	0	4
34	UTTAR BIHAR GRAMIN BANK	1032	1	0	0	1
	<b>Total Region Rural Bank</b>	<b>2110</b>	<b>5</b>	<b>0</b>	<b>0</b>	<b>5</b>
	<b>SMALL FINANCE BANK</b>					
35	JANA SFB	19	0	0	0	0
36	UTKARSH SFB	122	0	0	0	0
37	UJJIVAN SFB	32	0	0	0	0
	<b>Total Small Finance Bank</b>	<b>173</b>	<b>0</b>	<b>0</b>	<b>0</b>	<b>0</b>
	<b>TOTAL FOR BIHAR</b>	<b>7493</b>	<b>400</b>	<b>63</b>	<b>14</b>	<b>718</b>

STATE LEVEL BANKERS' COMMITTEE BIHAR, PATNA							
(CONVENOR- STATE BANK OF INDIA)				FY : 2019-20			
BANK WISE PROGRESS UNDER P M E G P - BANKWISE AS ON: 30.06.2019							
(Amt in Rs.lacs)							
SL. NO.	BANK NAME	TARGET	SANCTIONED		DISBURSED		ACHIEV (%)
		NO.	NO.	AMOUNT	NO.	AMOUNT	NO.
	LEAD BANKS						
1	STATE BANK OF INDIA	719	9	56	2	9	0.28
2	CENTRAL BANK OF INDIA	386	28	124	28	119	7.25
3	PUNJAB NATIONAL BANK	486	2	9	2	3	0.41
	OTHER BANKS						
4	CANARA BANK	258	87	1740	72	1440	27.91
5	UCO BANK	251	13	44	13	32	5.18
6	BANK OF BARODA	340	42	195	42	195	12.35
7	UNION BANK OF INDIA	198	21	137	21	51	10.61
8	BANK OF INDIA	334	14	102	12	50	3.59
9	ALLAHABAD BANK	236	54	489	54	489	22.88
10	ANDHRA BANK	39	2	14	2	14	5.13
11	BANK OF MAHARSHTRA	12	0	0	0	0	0.00
12	CORPORATION BANK	40	0	0	0	0	0.00
13	INDIAN BANK	88	0	0	0	0	0.00
14	INDIAN OVERSEAS BANK	71	13	69	13	69	18.31
15	ORIENTAL BANK OF COM	56	10	35	10	23	17.86
16	PUNJAB AND SIND BANK	13	0	0	0	0	0.00
17	SYNDICATE BANK	63	0	0	0	0	0.00
18	UNITED BANK OF INDIA	94	3	35	3	35	3.19
	Total Public Sector Bank	3684	298	3049	274	2529	7.44
	PRIVATE BANKS						
19	IDBI	84	20	66	20	66	23.81
20	ICICI BANK	109	0	0	0	0	0.00
21	FEDERAL BANK	7	0	0	0	0	0.00
22	JAMMU KASHMIR BANK	1	0	0	0	0	0.00
23	SOUTH INDIAN BANK	1	0	0	0	0	0.00
24	AXIS BANK	134	3	5	3	5	2.24
25	HDFC BANK	146	0	0	0	0	0.00
26	INDUSIND BANK	23	0	0	0	0	0.00
27	KARNATAKA BANK	1	0	0	0	0	0.00
28	KOTAK MAHINDRA	12	0	0	0	0	0.00
29	YES BANK	2	0	0	0	0	0.00
30	BANDHAN BANK	399	0	0	0	0	0.00
31	DEVELOPMENT CREDIT BANK	0	0	0	0	0	0.00
	Total Private Sector Bank	919	23	71	23	71	2.50
	Total COMM. BANKS	4603	321	3120	297	2600	6.45
	CO-OPERATIVE BANKS						
32	STATE CO-OP. BANK	0	0	0	0	0	--
	Total Cooperative Bank	0	0	0	0	0	--
	REGIONAL RURAL BANKS						
33	DAKSHIN BIHAR GRAMIN BANK	157	0	0	0	0	0.00
34	UTTAR BIHAR GRAMIN BANK	183	1	5	1	5	0.55
	Total Region Rural Bank	340	1	5	1	5	0.29
	SMALL FINANCE BANK						
35	JANA BANK	0	0	0	0	0	--
36	UTKARSH SFB	0	0	0	0	0	--
37	UJJIVAN SFB	0	0	0	0	0	--
	Total Small Finance Bank	0	0	0	0	0	--
	TOTAL FOR BIHAR	4943	322	3125	298	2605	6.03



SL NO.	BANK NAME	CUMULATIVE (SINCE INCEPTION) AS ON JUNE 2019																							
		NO. OF PMJBY ENROLLMENTS IN FY 2019-20 AS ON : JUNE 2019	NO. OF PMJBY CLAIMS SETTLED IN FY 2019-20 AS ON : JUNE 2019	NO. OF PMSBY ENROLLMENTS IN FY 2019-20 AS ON : JUNE 2019	TOTAL NO. OF PMSBY CLAIMS SETTLED AS ON : JUNE 2019	NO. OF APY ENROLLMENTS IN FY 2019-20 AS ON : JUNE 2019	TOTAL (CUM.) NO. OF PMJBY ENROLLMENTS 2019-20 AS ON : JUNE 2019	TOTAL (CUM.) NO. OF PMJBY CLAIMS SETTLED 2019-20 AS ON : JUNE 2019	TOTAL (CUM.) NO. OF PMSBY CLAIMS RECD AS ON : JUNE 2019	TOTAL (CUM.) NO. OF PMSBY CLAIMS SETTLED 2019-20 AS ON : JUNE 2019	TOTAL (CUM.) NO. OF APY ENROLLMENTS AS ON : JUNE 2019	TOTAL (CUM.) NO. OF PMJBY CLAIMS SETTLED AS ON : JUNE 2019	TOTAL (CUM.) NO. OF PMSBY CLAIMS SETTLED AS ON : JUNE 2019												
1	LEAD BANKS																								
2	STATE BANK OF INDIA	5054	43	16778	0	41959	249378	557	557	766213	0	0	412573												
1	CENTRAL BANK OF INDIA	8825	0	3798	0	2769	102992	286	283	196313	46	45	50222												
3	PUNJAB NATIONAL BANK	16854	20	56456	9	3745	166018	432	400	914741	186	143	80788												
4	CANARA BANK	1138	3	1880	0	4598	89883	168	74	247000	118	51	49357												
5	UCO BANK	3844	0	7107	0	3620	19797	60	54	11593	46	40	6641												
6	BANK OF BARODA	5903	0	17269	0	3234	162487	3	3	373261	4	4	129845												
7	UNION BANK OF INDIA	253	0	876	0	1299	148525	132	126	116495	34	34	20851												
OTHER BANKS																									
8	BANK OF INDIA	11652	0	39086	0	7697	88162	0	0	241549	0	0	55688												
9	ALLAHABAD BANK	1970	20	6837	7	2633	1970	20	20	206765	64	62	28366												
10	ANDHRA BANK	612	0	47	0	116	6525	0	0	36384	0	0	10744												
11	BANK OF MAHARASHTRA	55	0	85	0	0	11860	4	4	14217	1	1	3032												
12	CORPORATION BANK	0	0	1773	0	291	0	0	0	2894	0	0	404												
13	INDIAN BANK	216	0	812	0	922	10224	0	0	23307	0	0	10210												
14	INDIAN OVERSEAS BANK	61	2	52	4	114	14971	5	2	50512	24	16	3805												
15	ORIENTAL BANK OF COM	248	0	252	0	90	12474	30	7	61942	19	5	4621												
16	PUNJAB AND SIND BANK	71	0	71	0	137	1859	0	0	14585	0	0	14380												
17	SYNDICATE BANK	435	0	2030	0	350	35367	0	0	43309	0	0	5764												
18	UNITED BANK OF INDIA	282	0	630	0	1552	22529	0	0	41926	0	0	889913												
Total Public Sector Bank																									
PRIVATE BANKS																									
19	IDBI	0	0	0	0	0	23434	0	0	735	0	0	16525												
20	ICICI BANK	5460	0	20305	0	1364	9543	0	0	20305	0	0	1364												
21	FEDERAL BANK	174	0	0	0	0	259	0	0	820	0	0	105												
22	JAMMU KASHMIR BANK	0	0	0	0	0	0	0	0	0	0	0	0												
23	SOUTH INDIAN BANK	0	0	0	0	0	0	0	0	0	0	0	0												
24	AXIS BANK	18	0	67	0	552	3444	0	0	9437	0	0	9563												
25	HDFC BANK	18501	4	32572	0	8725	36955	32	20	65067	9	4	17354												
26	INDUSIND BANK	0	0	0	0	0	0	0	0	317	0	0	17												
27	KARNATAKA BANK	1	0	1	0	2	78	0	0	94	0	0	51												
28	KOTAK MAHINDRA	7	0	19	0	4	7	0	0	19	0	0	4												
29	YES BANK	20	0	17	0	3	40	0	0	17	0	0	3												
30	BANDHAN BANK	0	0	0	0	11	0	0	0	0	0	0	1287												
31	DEVELOPMENT CREDIT BANK	0	0	0	0	10661	73760	32	20	96811	9	4	46273												
Total Private Sector Bank																									
Total COMM. BANKS																									
32	CO-OPERATIVE BANKS	1549	1	4141	1	9	8994	10	9	6604	2	0	19												
Total CO-OP. BANK																									
Total Cooperative Bank																									
REGIONAL RURAL BANKS																									
33	DAKSHIN BIHAR GRAMIN BANK	2705	32	7517	26	12772	288404	654	615	1751724	269	153	410483												
34	UTTAR BIHAR GRAMIN BANK	848	83	1167	14	14012	293093	1198	1125	864489	219	160	167872												
Total Region Rural Bank																									
SMALL FINANCE BANK																									
35	JANA SFB	0	0	0	0	0	0	0	0	0	0	0	0												
36	UTKARSH SFB	0	0	0	0	0	0	0	0	0	0	0	0												
37	UJIVAN SFB	0	0	0	0	0	0	0	0	0	0	0	0												
Total Small Finance Bank																									
38	JEEVKA	1206114	0	1206114	0	112580	2492842	3591	3299	8575476	1041	718	1514560												
TOTAL FOR BIHAR																									



**LIST OF PENDING URC ALLOTTED TO BANKS FOR OPENING OF BANKING  
OUTLETS AS ON 30.06.2019**

SI NO	DISTRICT	VILLAGE	ALLOTTED TO	STATUS
1	GAYA	KESRU DHARAMPUR	AXIS BANK	NOT YET OPENED
2	MADHEPURA	MADHUBAN	AXIS BANK	NOT YET OPENED
3	BHAGALPUR	MOHANPUR	BANDHAN BANK	NOT YET OPENED
4	BHOJPUR	OSAIN	BANDHAN BANK	NOT YET OPENED
5	GAYA	JALALPUR	BANDHAN BANK	NOT YET OPENED
6	JAMUI	MARICHA	BANDHAN BANK	NOT YET OPENED
7	LAKHISARAI	BIRDABAN	BANDHAN BANK	NOT YET OPENED
8	LAKHISARAI	MAHESHPUR	BANDHAN BANK	NOT YET OPENED
9	MADHEPURA	KHUMAN MILIK	BANDHAN BANK	NOT YET OPENED
10	MADHUBANI	KATAIA	BANDHAN BANK	NOT YET OPENED
11	MADHUBANI	BASWARI	BANDHAN BANK	NOT YET OPENED
12	MUNGER	INDRUKH	BANDHAN BANK	NOT YET OPENED
13	NALANDA	DOIA	BANDHAN BANK	NOT YET OPENED
14	PASHCHIM CHAMPARAN	TOLA GAHIRI	BANDHAN BANK	NOT YET OPENED
15	PATNA	PANAPUR TAUFIR	BANDHAN BANK	NOT YET OPENED
16	PURBI CHAMPARAN	JADOPUR	BANDHAN BANK	NOT YET OPENED
17	PURBI CHAMPARAN	DHEKAHA	BANDHAN BANK	NOT YET OPENED
18	SAHARSA	SUGMA	BANDHAN BANK	NOT YET OPENED
19	SAHARSA	MAHKHAR	BANDHAN BANK	NOT YET OPENED
20	SAHARSA	KHASURHA	BANDHAN BANK	NOT YET OPENED
21	SAHARSA	SOHA	BANDHAN BANK	NOT YET OPENED
22	SARAN	LAUWA KALAN	BANDHAN BANK	NOT YET OPENED
23	SARAN	TAJPUR	BANDHAN BANK	NOT YET OPENED
24	SUPAUL	HATWARIA	BANDHAN BANK	NOT YET OPENED
25	VAISHALI	MAJHAULI	BANDHAN BANK	NOT YET OPENED
26	VAISHALI	MOHANPUR	BANDHAN BANK	NOT YET OPENED
27	VAISHALI	KHESRAHI URF RAGHUNATHPUR	BANDHAN BANK	NOT YET OPENED
28	GOPALGANJ	BANKATI	BANK OF INDIA	NOT YET OPENED
29	MADHUBANI	MURHADI	BANK OF INDIA	NOT YET OPENED
30	MADHUBANI	BISHUNPUR	BANK OF INDIA	NOT YET OPENED
31	MADHUBANI	DAMU	BANK OF INDIA	NOT YET OPENED
32	PASHCHIM CHAMPARAN	MAHUI	BANK OF INDIA	NOT YET OPENED
33	PATNA	MURARPUR	BANK OF INDIA	NOT YET OPENED
34	BHOJPUR	KORI	CANARA BANK	NOT YET OPENED
35	BHOJPUR	KAUL DEHRI	CANARA BANK	NOT YET OPENED
36	BHOJPUR	BARUHI	CORPORATION BANK	NOT YET OPENED
37	DARBHANGA	DIGHIAR	CORPORATION BANK	NOT YET OPENED
38	MADHEPURA	BAIJNATHPUR	CORPORATION BANK	NOT YET OPENED
39	MADHUBANI	KARHARA	CORPORATION BANK	NOT YET OPENED
40	MADHUBANI	BAIRA	CORPORATION BANK	NOT YET OPENED
41	MADHUBANI	PIRHI	CORPORATION BANK	NOT YET OPENED
42	PATNA	MOHBALIPUR	CORPORATION BANK	NOT YET OPENED
43	PATNA	DAULATPUR SEMRI	CORPORATION BANK	NOT YET OPENED
44	MADHUBANI	MAHINATHPUR	HDFC	NOT YET OPENED
45	MADHUBANI	PALIMOHAN	HDFC	NOT YET OPENED
46	MADHUBANI	PILAKHWAR	HDFC	NOT YET OPENED
47	PASHCHIM CHAMPARAN	MATHIYA	HDFC	NOT YET OPENED
48	PASHCHIM CHAMPARAN	MACHHAHA URF DUBAHA	HDFC	NOT YET OPENED
49	SARAN	RAMPUR NURNAGAR	HDFC	NOT YET OPENED
50	SARAN	GHORAHAT	HDFC	NOT YET OPENED
51	SARAN	NARAYANPUR	HDFC	NOT YET OPENED
52	DARBHANGA	USRI	INDIAN BANK	NOT YET OPENED
53	ARARIA	GHORAGHAT	INDUSIND BANK	NOT YET OPENED
54	BEGUSARAI	AJHAUR	INDUSIND BANK	NOT YET OPENED

**LIST OF PENDING URC ALLOTTED TO BANKS FOR OPENING OF BANKING  
OUTLETS AS ON 30.06.2019**

SI NO	DISTRICT	VILLAGE	ALLOTTED TO	STATUS
55	MADHEPURA	RAMPUR KHORA	INDUSIND BANK	NOT YET OPENED
56	NALANDA	SURAJPUR	INDUSIND BANK	NOT YET OPENED
57	NALANDA	CHHARIARI BUZURG	INDUSIND BANK	NOT YET OPENED
58	VAISHALI	KARHATIA BUZURG	INDUSIND BANK	NOT YET OPENED
59	DARBHANGA	DHAMWARA	KOTAK	NOT YET OPENED
60	DARBHANGA	RUPAULI	KOTAK	NOT YET OPENED
61	PATNA	BURHARA	KOTAK	NOT YET OPENED
62	PATNA	RAHIMANPUR	KOTAK	NOT YET OPENED
63	PATNA	RAMNAGAR KARARI KACHHAR	KOTAK	NOT YET OPENED
64	BHAGALPUR	SHAHZADPUR	PNB	NOT YET OPENED
65	ARWAL	DHAMAUL	PUNJAB & SINDH BANK	NOT YET OPENED
66	NALANDA	GIRIAK BAHBOLPUR	SYNDICATE BANK	NOT YET OPENED
67	PURBI CHAMPARAN	DUDHAHI	SYNDICATE BANK	NOT YET OPENED
68	SAHARSA	AINA	SYNDICATE BANK	NOT YET OPENED
69	SAHARSA	BAKHRI	SYNDICATE BANK	NOT YET OPENED
70	SARAN	SAREA	SYNDICATE BANK	NOT YET OPENED
71	SUPAUL	BELA	SYNDICATE BANK	NOT YET OPENED
72	VAISHALI	BISHUNPUR BASANT URF SUHAI	SYNDICATE BANK	NOT YET OPENED
73	VAISHALI	GHAUSPUR IJRA	SYNDICATE BANK	NOT YET OPENED
74	BHAGALPUR	BARA	UNION BANK OF INDIA	NOT YET OPENED
75	BHOJPUR	SEDHA	UNION BANK OF INDIA	NOT YET OPENED
76	PATNA	PATHARHAT	UNION BANK OF INDIA	NOT YET OPENED
77	BHOJPUR	DEOMALPUR	UNITED BANK OF INDIA	NOT YET OPENED
78	GAYA	ITAHRI'	UNITED BANK OF INDIA	NOT YET OPENED
79	GAYA	GURIAWAN	UNITED BANK OF INDIA	NOT YET OPENED
80	GOPALGANJ	KAHLA	UNITED BANK OF INDIA	NOT YET OPENED
81	JAMUI	ARNAWAN BANK	UNITED BANK OF INDIA	NOT YET OPENED
82	MADHEPURA	PHANHAN	UNITED BANK OF INDIA	NOT YET OPENED
83	PATNA	YAKUBPUR NAGWAN	UNITED BANK OF INDIA	NOT YET OPENED
84	SAHARSA	CHIRAIA	UNITED BANK OF INDIA	NOT YET OPENED
85	SAHARSA	GANGAURA BEHRA	UNITED BANK OF INDIA	NOT YET OPENED
86	VAISHALI	BHUALPUR URF BAHADURPUR	UNITED BANK OF INDIA	NOT YET OPENED
87	VAISHALI	SONARTHI URF MUSTAFAPUR SON	UNITED BANK OF INDIA	NOT YET OPENED
88	BHOJPUR	HARDIYA	VIJAYA BANK	NOT YET OPENED
89	BHOJPUR	SEMARIYA PALTI OJHA	VIJAYA BANK	NOT YET OPENED
90	DARBHANGA	BANAULI	VIJAYA BANK	NOT YET OPENED
91	MADHEPURA	AURAH	VIJAYA BANK	NOT YET OPENED
92	SARAN	ASAHNI	VIJAYA BANK	NOT YET OPENED
93	BHOJPUR	JOGTA	YES BANK	NOT YET OPENED
94	GAYA	SILAUNJA	YES BANK	NOT YET OPENED

STATE LEVEL BANKERS' COMMITTEE BIHAR, PATNA											
(CONVENOR- STATE BANK OF INDIA) FY :2019-20											
RETURN UPTO THE QUARTER ENDED June 2019											
BANK WISE BRANCH, ATM,ATM CARD AND POS STATUS AS ON 30.06.2019											
SL	BANK NAME	BRANCH				ATM				ATM CARD	POS
		Rural	Semi-Urban	Urban	Total	Rural	Semi-Urban	Urban	Total		
	<b>LEAD BANKS</b>										
1	STATE BANK OF INDIA	367	372	221	960	294	1146	777	2217	31987533	16015
2	CENTRAL BANK OF INDIA	200	138	101	439	128	91	67	286	6161622	175
3	PUNJAB NATIONAL BANK	376	112	87	575	262	172	259	693	9600618	1664
4	CANARA BANK	92	77	78	247	89	79	171	339	1263212	673
5	UCO BANK	139	54	36	229	94	49	34	177	143229	366
6	BANK OF BARODA	99	112	113	324	99	114	143	356	978875	1434
7	UNION BANK OF INDIA	53	66	40	159	44	67	43	154	0	294
	<b>OTHER BANKS</b>										
8	BANK OF INDIA	169	108	68	345	117	151	125	393	4513425	1632
9	ALLAHABAD BANK	126	56	61	243	71	31	51	153	975579	5
10	ANDHRA BANK	9	6	32	47	6	7	30	43	198505	145
11	BANK OF MAHARSHTRA	0	2	11	13	0	0	7	7	0	7
12	CORPORATION BANK	9	15	19	43	9	14	20	43	0	255
13	INDIAN BANK	22	24	20	66	22	24	20	66	13973	88
14	INDIAN OVERSEAS BANK	12	19	29	60	4	17	22	43	84781	104
15	ORIENTAL BANK OF COM	11	19	22	52	12	16	23	51	143301	224
16	PUNJAB AND SIND BANK	0	1	15	16	0	1	11	12	0	8
17	SYNDICATE BANK	22	13	31	66	20	12	30	62	0	147
18	UNITED BANK OF INDIA	36	26	30	92	11	28	46	85	0	172
	<b>Total Public Sector Bank</b>	<b>1742</b>	<b>1220</b>	<b>1014</b>	<b>3976</b>	<b>1282</b>	<b>2019</b>	<b>1879</b>	<b>5180</b>	<b>56064653</b>	<b>23408</b>
	<b>PRIVATE BANKS</b>										
19	IDBI	20	20	30	70	30	30	94	154	0	1330
20	ICICI BANK	9	33	57	99	24	72	206	302	0	1429
21	FEDERAL BANK	0	3	5	8	0	4	5	9	0	31
22	JAMMU KASHMIR BANK	0	0	1	1	0	0	0	0	0	54
23	SOUTH INDIAN BANK	0	0	1	1	0	0	2	2	1662	10
24	AXIS BANK	16	46	61	123	34	134	165	333	0	9408
25	HDFC BANK	31	43	58	132	2	68	235	305	0	5565
26	INDUSIND BANK	5	4	27	36	3	4	53	60	0	0
27	KARNATAKA BANK	0	0	1	1	0	0	1	1	169	13
28	KOTAK MAHINDRA	4	6	10	20	2	6	12	20	0	32
29	YES BANK	0	0	3	3	0	0	4	4	0	39
30	BANDHAN BANK	180	194	80	454	0	11	25	36	0	0
31	DEVELOPMENT CREDIT BANK	0	0	0	0	0	0	0	0	0	0
	<b>Total Private Sector Bank</b>	<b>265</b>	<b>349</b>	<b>334</b>	<b>948</b>	<b>95</b>	<b>329</b>	<b>802</b>	<b>1226</b>	<b>1831</b>	<b>17911</b>
	<b>Total COMM. BANKS</b>	<b>2007</b>	<b>1569</b>	<b>1348</b>	<b>4924</b>	<b>1377</b>	<b>2348</b>	<b>2681</b>	<b>6406</b>	<b>56066484</b>	<b>41319</b>
	<b>CO-OPERATIVE BANKS</b>										
32	STATE CO-OP. BANK	165	64	57	286	61	50	27	138	219731	0
	<b>Total Cooperative Bank</b>	<b>165</b>	<b>64</b>	<b>57</b>	<b>286</b>	<b>61</b>	<b>50</b>	<b>27</b>	<b>138</b>	<b>219731</b>	<b>0</b>
	<b>REGIONAL RURAL BANKS</b>										
33	DAKSHIN BIHAR GRAMIN BANK	813	204	61	1078	0	0	0	0	2123615	702
34	UTTAR BIHAR GRAMIN BANK	639	349	44	1032	0	0	0	0	939516	0
	<b>Total Region Rural Bank</b>	<b>1452</b>	<b>553</b>	<b>105</b>	<b>2110</b>	<b>0</b>	<b>0</b>	<b>0</b>	<b>0</b>	<b>3063131</b>	<b>702</b>
	<b>SMALL FINANCE BANK</b>										
35	JANA BANK	6	1	12	19	0	0	6	6	0	0
36	UTKARSH SFB	56	30	36	122	4	6	21	31	35008	0
37	UJJIVAN SFB	5	14	13	32	0	7	15	22	0	0
	<b>Total Small Finance Bank</b>	<b>67</b>	<b>45</b>	<b>61</b>	<b>173</b>	<b>4</b>	<b>13</b>	<b>42</b>	<b>59</b>	<b>35008</b>	<b>0</b>
	<b>TOTAL FOR BIHAR</b>	<b>3691</b>	<b>2231</b>	<b>1571</b>	<b>7493</b>	<b>1442</b>	<b>2411</b>	<b>2750</b>	<b>6603</b>	<b>59384354</b>	<b>42021</b>

## STATE LEVEL BANKERS' COMMITTEE BIHAR, PATNA

CONVENOR- STATE BANK OF INDIA FY : 2019-20

RETURN UPTO THE QUARTER ENDED June 2019

## ATM NETWORK

Sl. No.	Banks Name	Number of ATMs				Total ATM Card issued No.	Out which ATM Card issued to KCC account
		No. of ATMs as on 31.03.2019 (A)	No. of ATMs opened during the Quarter June 2019 (B)	No. of ATMs closed during the Quarter June 2019 (C)	Total No. of ATMs (D=A+B-C)		
	<b>LEAD BANKS</b>						
1	STATE BANK OF INDIA	2214	17	14	2217	31987533	206744
2	CENTRAL BANK OF INDIA	379	0	93	286	6161622	263955
3	PUNJAB NATIONAL BANK	682	12	1	693	9600618	136939
4	CANARA BANK	343	0	4	339	1263212	75725
5	UCO BANK	177	0	0	177	143229	26087
6	BANK OF BARODA	326	30*	0	356	978875	138564
7	UNION BANK OF INDIA	154	0	0	154	0	0
	<b>OTHER BANKS</b>						
8	BANK OF INDIA	393	0	0	393	4513425	159653
9	ALLAHABAD BANK	153	0	0	153	975579	79224
10	ANDHRA BANK	43	0	0	43	198505	2809
11	BANK OF MAHARSHTRA	7	0	0	7	0	0
12	CORPORATION BANK	43	0	0	43	0	0
13	INDIAN BANK	65	1	0	66	13973	1916
14	INDIAN OVERSEAS BANK	43	0	0	43	84781	2947
15	ORIENTAL BANK OF COM	51	0	0	51	143301	512
16	PUNJAB AND SIND BANK	12	0	0	12	0	0
17	SYNDICATE BANK	60	2	0	62	0	0
18	UNITED BANK OF INDIA	85	0	0	85	0	0
	<b>Total Public Sector Bank</b>	<b>5230</b>	<b>32</b>	<b>112</b>	<b>5180</b>	<b>56064653</b>	<b>1095075</b>
	<b>PRIVATE BANKS</b>						
19	IDBI	152	9	7	154	0	0
20	ICICI BANK	302	0	0	302	0	0
21	FEDERAL BANK	9	0	0	9	0	0
22	JAMMU KASHMIR BANK	0	0	0	0	0	0
23	SOUTH INDIAN BANK	2	0	0	2	1662	0
24	AXIS BANK	319	14	0	333	0	0
25	HDFC BANK	298	8	1	305	0	0
26	INDUSIND BANK	50	10	0	60	0	0
27	KARNATAKA BANK	1	0	0	1	169	0
28	KOTAK MAHINDRA	20	0	0	20	0	0
29	YES BANK	5	0	1	4	0	0
30	BANDHAN BANK	36	0	0	36	0	0
31	DEVELOPMENT CREDIT BANK	0	0	0	0	0	0
	<b>Total Private Sector Bank</b>	<b>1194</b>	<b>41</b>	<b>9</b>	<b>1226</b>	<b>1831</b>	<b>0</b>
	<b>Total COMM. BANKS</b>	<b>6424</b>	<b>73</b>	<b>121</b>	<b>6406</b>	<b>56066484</b>	<b>1095075</b>
	<b>CO-OPERATIVE BANKS</b>						
32	STATE CO-OP. BANK	138	0	0	138	219731	65258
	<b>Total Cooperative Bank</b>	<b>138</b>	<b>0</b>	<b>0</b>	<b>138</b>	<b>219731</b>	<b>65258</b>
	<b>REGIONAL RURAL BANKS</b>						
33	DAKSHIN BIHAR GRAMIN BANK	0	0	0	0	2123615	270042
34	UTTAR BIHAR GRAMIN BANK	0	0	0	0	939516	471151
	<b>Total Region Rural Bank</b>	<b>0</b>	<b>0</b>	<b>0</b>	<b>0</b>	<b>3063131</b>	<b>741193</b>
	<b>SMALL FINANCE BANK</b>						
35	JANA BANK	0	6	0	6	0	0
36	UTKARSH SFB	31	0	0	31	35008	0
37	UJJIVAN SFB	22	0	0	22	0	0
	<b>Total Small Finance Bank</b>	<b>53</b>	<b>6</b>	<b>0</b>	<b>59</b>	<b>35008</b>	<b>0</b>
	<b>TOTAL FOR BIHAR</b>	<b>6615</b>	<b>140</b>	<b>121</b>	<b>6603</b>	<b>59384354</b>	<b>1901526</b>

\* No new ATMs were opened by Bank Of Baroda during Quarter ended June'2019, the figure 30 nos. has been reported by them due to inclusion of ATM of Vijaya Bank .

STATE LEVEL BANKERS' COMMITTEE BIHAR, PATNA											
(CONVENOR- STATE BANK OF INDIA)										FY :2019-20	
RETURN UPTO THE QUARTER ENDED June 2019											
DISTRICT WISE BRANCH, ATM,ATM CARD AND POS STATUS AS ON 30.06.2019											
SL	DISTRICT NAME	BRANCH				ATM				ATM CARD	POS
		Rural	Semi-Urban	Urban	Total	Rural	Semi-Urban	Urban	Total		
1	Araria	70	74	3	147	21	83	5	109	1435037	448
2	Arwal	40	17	1	58	23	9	2	34	395785	141
3	Aurangabad	122	37	21	180	50	59	24	133	1643649	488
4	Banka	75	35	4	114	35	44	7	86	720631	300
5	Begusarai	86	99	38	223	46	94	49	189	1409969	1266
6	Bhagalpur	110	80	81	271	52	105	135	292	1487781	1393
7	Bhojpur	130	49	50	229	47	69	91	207	1534273	1202
8	Buxar	90	39	24	153	26	42	24	92	1095708	517
9	Darbhanga	113	61	68	242	58	32	126	216	2159247	1404
10	East Champaran	103	122	47	272	44	86	41	171	2885927	1715
11	Gaya	179	39	83	301	88	86	173	347	2672338	2127
12	Gopalganj	118	64	0	182	51	70	10	131	1557176	745
13	Jamui	74	38	1	113	17	31	2	50	879709	362
14	Jehanabad	57	15	22	94	20	33	15	68	617642	301
15	Kaimur	81	37	3	121	12	50	7	69	1027406	365
16	Katihar	102	34	40	176	29	40	49	118	1530158	618
17	Khagaria	55	58	3	116	25	49	8	82	617316	407
18	Kishanganj	57	28	20	105	15	45	13	73	1010277	279
19	Lakhisarai	43	32	1	76	7	30	4	41	421968	237
20	Madhepura	36	73	1	110	19	59	6	84	1207715	609
21	Madhubani	126	144	5	275	47	104	15	166	2209887	1077
22	Munger	62	26	42	130	19	43	38	100	715537	676
23	Muzaffarpur	182	83	113	378	103	114	219	436	2781197	2938
24	Nalanda	145	60	42	247	24	87	61	172	1588612	783
25	Nawada	73	59	3	135	6	55	5	66	1278116	393
26	Patna	224	158	532	914	136	159	1178	1473	5546739	12397
27	Purnea	96	46	72	214	46	41	82	169	1887845	1058
28	Rohtas	135	45	44	224	26	76	55	157	1856624	749
29	Saharsa	48	25	25	98	15	49	31	95	1067607	628
30	Samastipur	164	116	3	283	52	122	21	195	2241518	961
31	Saran	162	47	43	252	54	59	63	176	2499684	945
32	Sheikhpura	31	29	2	62	6	30	3	39	305220	158
33	Sheohar	21	24	0	45	10	14	0	24	184195	137
34	Sitamarhi	70	93	2	165	37	67	7	111	1541842	621
35	Siwan	129	56	48	233	62	47	50	159	1836405	983
36	Supaul	51	69	0	120	29	71	4	104	1338937	450
37	Vaishali	136	54	45	235	56	82	79	217	1974599	1309
38	West Champaran	95	66	39	200	29	75	48	152	2220078	834
	TOTAL FOR BIHAR	3691	2231	1571	7493	1442	2411	2750	6603	59384354	42021

STATE LEVEL BANKERS' COMMITTEE BIHAR, PATNA							
CONVENOR- STATE BANK OF INDIA							
RETURN UPTO THE QUARTER ENDED June 2019 FY: 2019-20							
ATM NETWORK							
Sl. No.	District	Number of ATMs				Total ATM Card issued No.	Out which ATM Card issued to KCC account
		No. of ATMs as on 31.03.2019 (A)	No. of ATMs opened during the Quarter June 2019 (B)	No. of ATMs closed during the Quarter June 2019 (C)	Total No. of ATMs (D=A+B-C)		
1	Araria	113	2	6	109	1435037	88334
2	Arwal	35	0	1	34	395785	31037
3	Aurangabad	131	2	0	133	1643649	63975
4	Banka	87	2	3	86	720631	21733
5	Begusarai	184	5	0	189	1409969	42073
6	Bhagalpur	288	6	2	292	1487781	31095
7	Bhojpur	205	2	0	207	1534273	53113
8	Buxar	91	2	1	92	1095708	43623
9	Darbhanga	217	3	4	216	2159247	44628
10	East Champaran	176	6	11	171	2885927	103302
11	Gaya	347	3	3	347	2672338	68660
12	Gopalganj	136	1	6	131	1557176	83769
13	Jamui	51	0	1	50	879709	18102
14	Jehanabad	66	2	0	68	617642	16891
15	Kaimur	66	3	0	69	1027406	55084
16	Katihar	118	4	4	118	1530158	44599
17	Khagaria	79	3	0	82	617316	12459
18	Kishanganj	72	2	1	73	1010277	34546
19	Lakhisarai	40	1	0	41	421968	9130
20	Madhepura	86	0	2	84	1207715	41142
21	Madhubani	166	3	3	166	2209887	67821
22	Munger	96	4	0	100	715537	8752
23	Muzaffarpur	441	6	11	436	2781197	112111
24	Nalanda	166	6	0	172	1588612	57951
25	Nawada	65	2	1	66	1278116	50012
26	Patna	1475	6	8	1473	5546739	91854
27	Purnea	173	3	7	169	1887845	57755
28	Rohtas	156	2	1	157	1856624	61969
29	Saharsa	96	0	1	95	1067607	26629
30	Samastipur	201	2	8	195	2241518	43382
31	Saran	175	3	2	176	2499684	57631
32	Sheikhpura	39	0	0	39	305220	6719
33	Sheohar	23	1	0	24	184195	13122
34	Sitamarhi	113	4	6	111	1541842	48130
35	Siwan	166	3	10	159	1836405	63957
36	Supaul	104	0	0	104	1338937	48362
37	Vaishali	221	7	11	217	1974599	87834
38	West Champaran	151	8	7	152	2220078	90240
<b>Total</b>	<b>TOTAL FOR BIHAR</b>	<b>6615</b>	<b>109</b>	<b>121</b>	<b>6603</b>	<b>59384354</b>	<b>1901526</b>

This includes 61 nos. of ATMs of erstwhile Dena & Vjaya Bank since merged with Bank of Baroda . A net of 12 ATMs have been closed.

## STATE LEVEL BANKERS' COMMITTEE BIHAR, PATNA

(CONVENOR- STATE BANK OF INDIA)

## BANK WISE PERFORMANCE : Performance of Business Corrospondents (BCs) and Business Corrospondent Agents(BCAs)

As On 30.06.2019

SL	BANK NAME	No of CSP/Bank Mitra Engaged	Transaction details of BCAs				Cumulative Achievement upto 30.06.2019 (since inception)	
			No of Accounts opened during 2019-20	Amount (amt in Lacs) during 2019-20	No. of (Debit/Credit) transaction mad in the A/c during 2019-20	Amount of transaction (Debit/Credit) made in the a/c during 2019-20 (Amt. in Lacs)	No. of Accounts Opened	Amt of Transactions (Debit/Credit) made in the A/C (Amt. in Lacs)
	<b>LEAD BANKS</b>							
1	STATE BANK OF INDIA	5612	464593	3941	18839167	936886	22489479	4482045
2	CENTRAL BANK OF INDIA	1045	129570	3569	194402	10603	4858250	31426
3	PUNJAB NATIONAL BANK	1152	44517	286	967293	33420	5923321	304260
4	CANARA BANK	213	3357	3405	1207	298633	1039366	317239
5	UCO BANK	596	6255	516	4741	218	292198	14026
6	BANK OF BARODA	1153	104070	116	839775	6982	3285213	58106
7	UNION BANK OF INDIA	190	0	0	0	0	440960	34095
	<b>OTHER BANKS</b>						0	0
8	BANK OF INDIA	607	72545	546	13995	1382	1537449	19149
9	ALLAHABAD BANK	561	189825	189825	11117	99523	933425	102346
10	ANDHRA BANK	3	0	20	0	0	72525	0
11	BANK OF MAHARSHTRA	0	0	0	0	0	16863	0
12	CORPORATION BANK	2	0	0	0	55	97461	82
13	INDIAN BANK	50	1062	47	2453	180	84421	582
14	INDIAN OVERSEAS BANK	12	0	0	188	524	118408	536
15	ORIENTAL BANK OF COM	21	1585	1585	0	25247	58694	25247
16	PUNJAB AND SIND BANK	0	0	0	0	0	0	0
17	SYNDICATE BANK	37	2518	2578	216	189621	196699	191128
18	UNITED BANK OF INDIA	138	0	0	647377	7908	0	7908
	Total Public Sector Bank	11202	1019897	206434	21521931	1611182	41444732	5588175
	<b>PRIVATE BANKS</b>						0	0
19	IDBI	0	0	0	0	0	0	0
20	ICICI BANK	0	0	0	0	0	0	0
21	FEDERAL BANK	0	0	0	0	0	0	0
22	JAMMU KASHMIR BANK	0	0	0	0	0	0	0
23	SOUTH INDIAN BANK	0	0	0	0	0	0	0
24	AXIS BANK	8	0	0	2	0	0	0
25	HDFC BANK	2	0	0	354	0	538088	24
26	INDUSIND BANK	0	0	0	0	0	0	0
27	KARNATAKA BANK	0	0	0	0	0	0	0
28	KOTAK MAHINDRA	0	0	0	0	0	0	0
29	YES BANK	0	0	0	0	0	0	0
30	BANDHAN BANK	0	0	0	0	0	0	0
31	DEVELOPMENT CREDIT BANK	0	0	0	0	0	0	0
	Total Private Sector Bank	10	0	0	356	0	538088	24
	Total COMM. BANKS	11212	1019897	206434	21522287	1611182	41982820	5588199
	<b>CO-OPERATIVE BANKS</b>						0	0
32	STATE CO-OP. BANK	0	0	0	0	0	0	0
	Total Cooperative Bank	0	0	0	0	0	0	0
	<b>REGIONAL RURAL BANKS</b>						7582102	1036804
33	DAKSHIN BIHAR GRAMIN BANK	2251	41792	299	2264294	82338	9284691	629932
34	UTTAR BIHAR GRAMIN BANK	3439	324348	1557	61787	74890	17149349	1659288
	Total Region Rural Bank	5690	366140	1856	2326081	157228	366140	157228
	<b>SMALL FINANCE BANK</b>						0	0
35	JANA BANK	0	0	0	0	0	0	0
36	UTKARSH SFB	0	0	0	0	0	0	0
37	UJIVAN SFB	0	0	0	0	0	0	0
	Total Small Finance Bank	0	0	0	0	0	0	0
	<b>TOTAL FOR BIHAR</b>	16902	1386037	208290	23848368	1768410	59173961	7329825

STATE LEVEL BANKERS' COMMITTEE BIHAR, PATNA								
(CONVENOR- STATE BANK OF INDIA) FY :2019-20								
BANK WISE PERFORMANCE : Performance of Business Corrospondents (BCs) and Business Corrospondent Agents(BCAs)								
As On 30.06.2019								
SL	BANK NAME	No of CSP/Bank Mitra Engaged	Tranaction details of BCAs				Cumulative Achievement upto 30.06.2019 (since Inception)	
			No of Accounts opened during 2019-20	Amount (amt in Lacs) during 2019-20	No. of (Debit/Credit) transaction mad in the A/c during 2019-20	Amount of transaction (Debit/Credit) made in the a/c during 2019-20 (Amt. in Lacs)	No. of Accounts Opened	Amt of Transactions (Debit/Credit) made in the A/C (Amt. in Lacs)
1	Araria	339	27377	6960	218152	12734	1723634	66684
2	Arwal	127	11521	5897	88819	4746	441804	52398
3	Aurangabad	438	21804	5740	396567	25663	1303889	110768
4	Banka	305	7028	1341	216702	42927	659753	136351
5	Begusarai	406	17757	1887	825302	39969	1510437	248258
6	Bhagalpur	446	19325	2327	539716	27176	1079572	156983
7	Bhojpur	593	22198	227	1014372	50630	1696350	221136
8	Buxar	279	15150	7233	274628	37693	1278225	87480
9	Darbhanga	573	55048	1127	513898	35763	1961885	192437
10	East Champaran	790	79620	4421	1177456	72123	2712849	345674
11	Gaya	714	34653	616	879307	47751	2783470	229340
12	Gopalganj	547	55109	443	844371	55794	1336072	221782
13	Jamui	206	5706	715	185574	16412	968981	99900
14	Jehanabad	122	4884	645	76508	7471	603330	27379
15	Kaimur	253	11603	1388	297470	42311	1059225	92594
16	Katihar	445	52831	12598	606394	33463	1362441	153603
17	Khagaria	247	11628	1786	377415	19759	905425	244775
18	Kishanganj	360	26294	1609	491907	27557	1092781	140546
19	Lakhisarai	226	13687	220	592695	30653	595623	240979
20	Madhepura	356	38233	904	645737	34313	1172674	172174
21	Madhubani	607	61585	14903	560782	43429	2388667	230203
22	Munger	336	19021	2018	1033829	66200	616760	271350
23	Muzaffarpur	878	66229	9073	849314	102163	2559687	278864
24	Nalanda	441	29272	13428	621304	32159	1484795	179733
25	Nawada	340	19188	2854	582129	30431	1469974	161834
26	Patna	651	70308	28435	556699	60435	4590432	147975
27	Purnea	779	62736	4810	1565883	88090	2187673	380963
28	Rohtas	430	33185	14091	747254	76161	1743750	192895
29	Saharsa	448	46049	1037	925908	45829	1269211	231545
30	Samastipur	665	49989	7552	1430039	96862	2057391	434908
31	Saran	651	74606	15745	996663	60850	2441001	268957
32	Sheikhpura	77	4388	715	122460	58505	358141	104605
33	Sheohar	118	12653	293	56852	6277	479288	36169
34	Sitamarhi	573	58610	16866	507256	78622	1773528	219929
35	Siwan	539	59299	3782	583112	65058	1751765	201740
36	Supaul	442	39627	683	920589	45118	1331073	220588
37	Vaishali	477	65409	13018	535694	89444	1926703	227957
38	West Champaran	678	82427	903	989611	57869	2495702	298369
	<b>TOTAL FOR BIHAR</b>	<b>16902</b>	<b>1386037</b>	<b>208290</b>	<b>23848368</b>	<b>1768410</b>	<b>59173961</b>	<b>7329825</b>



STATE LEVEL BANKERS' COMMITTEE BIHAR, PATNA			
(CONVENOR- STATE BANK OF INDIA)		FY : 2019-20	
CUMULATIVE REPORT AS ON 30.06.2019			
BANKWISE PERFORMANCE : MOBILE BANKING & INTERNET BANKING			
SL. NO.	BANK NAME	Mobile Banking	Internet Banking
	<b>LEAD BANKS</b>		
1	STATE BANK OF INDIA	1230196	1930506
2	CENTRAL BANK OF INDIA	115101	150273
3	PUNJAB NATIONAL BANK	881618	1140033
4	CANARA BANK	923116	1020436
5	UCO BANK	120518	70584
6	BANK OF BARODA	100529	71993
7	UNION BANK OF INDIA	46689	35702
	<b>OTHER BANKS</b>		
8	BANK OF INDIA	17532	226631
9	ALLAHABAD BANK	202346	88765
10	ANDHRA BANK	11278	16328
11	BANK OF MAHARSHTRA	17636	30097
12	CORPORATION BANK	384457	18216
13	INDIAN BANK	338428	18651
14	INDIAN OVERSEAS BANK	11759	14378
15	ORIENTAL BANK OF COM	84975	98766
16	PUNJAB AND SIND BANK	69786	2556
17	SYNDICATE BANK	215004	14103
18	UNITED BANK OF INDIA	22181	17517
	Total Public Sector Bank	4793149	4965535
	<b>PRIVATE BANKS</b>		
19	IDBI	9953	22945
20	ICICI BANK	0	0
21	FEDERAL BANK	23585	7000
22	JAMMU KASHMIR BANK	0	0
23	SOUTH INDIAN BANK	2163	764
24	AXIS BANK	436076	436076
25	HDFC BANK	0	0
26	INDUSIND BANK	0	0
27	KARNATAKA BANK	636	676
28	KOTAK MAHINDRA	0	0
29	YES BANK	0	0
30	BANDHAN BANK	24972	8334
31	DEVELOPMENT CREDIT BANK	0	0
	Total Private Sector Bank	497385	475795
	Total COMM. BANKS	5290534	5441330
	<b>CO-OPERATIVE BANKS</b>		
32	STATE CO-OP. BANK	0	0
	Total Cooperative Bank	0	0
	<b>REGIONAL RURAL BANKS</b>		
33	DAKSHIN BIHAR GRAMIN BANK	164784	0
34	UTTAR BIHAR GRAMIN BANK	0	0
	Total Region Rural Bank	164784	0
	<b>SMALL FINANCE BANK</b>		
35	JANA BANK	0	0
36	UTKARSH SFB	14920	12810
37	UJJIVAN SFB	129376	129376
	Total Small Financial Bank	144296	142186
	<b>TOTAL FOR BIHAR</b>	<b>5599614</b>	<b>5583516</b>

STATE LEVEL BANKERS' COMMITTEE BIHAR, PATNA					
(CONVENOR- STATE BANK OF INDIA)			FY : 2019-20		
MOBILE / AADHAAR SEEDING AND AUTHENTICATION STATUS As on 30.06.2019					
SI NO.	BANK NAME	TOTAL NUMBER OF ACTIVE ACCOUNTS IN BIHAR	TOTAL NO. OF ACCOUNTS SEEDED WITH MOBILE NUMBER	TOTAL NO. OF ACCOUNTS SEEDED WITH AADHAAR	TOTAL NO. OF ACCOUNTS AUTHENTICATED WITH UIDAI
	<b>LEAD BANKS</b>				
1	STATE BANK OF INDIA	25638563	18364625	19646593	9489720
2	CENTRAL BANK OF INDIA	6926080	3993598	5927551	4074921
3	PUNJAB NATIONAL BANK	15680285	7561033	8932393	7449944
4	CANARA BANK	1775434	2469508	1447086	1122508
5	UCO BANK	2498549	1995548	2167055	1947180
6	BANK OF BARODA	4804592	4258441	4224132	3363693
7	UNION BANK OF INDIA	1164685	869895	943379	528163
	<b>OTHER BANKS</b>				
8	BANK OF INDIA	6455696	5678509	5938761	4365422
9	ALLAHABAD BANK	2752623	1719932	1952321	1223221
10	ANDHRA BANK	390359	368731	284852	261235
11	BANK OF MAHARSHTRA	753886	73432	34098	30379
12	CORPORATION BANK	495799	415799	349376	329376
13	INDIAN BANK	442803	264768	332716	142832
14	INDIAN OVERSEAS BANK	303218	209989	189206	169135
15	ORIENTAL BANK OF COM	288145	208560	286198	126806
16	PUNJAB AND SIND BANK	81080	74449	73467	22099
17	SYNDICATE BANK	364415	308494	322254	236183
18	UNITED BANK OF INDIA	1145196	896741	904796	247898
	<b>Total Public Sector Bank</b>	<b>71961408</b>	<b>49732052</b>	<b>53956234</b>	<b>35130715</b>
	<b>PRIVATE BANKS</b>				
19	IDBI	621636	431436	447894	470675
20	ICICI BANK	310614	296953	240156	0
21	FEDERAL BANK	42224	42000	32000	32000
22	JAMMU KASHMIR BANK	0	0	0	0
23	SOUTH INDIAN BANK	7024	4316	2402	0
24	AXIS BANK	507511	436076	357378	343415
25	HDFC BANK	81566	79721	33062	33062
26	INDUSIND BANK	44662	39347	44658	39347
27	KARNATAKA BANK	3048	2960	2000	1570
28	KOTAK MAHINDRA	111918	101991	101912	58015
29	YES BANK	7552	7551	5765	5053
30	BANDHAN BANK	1756996	1207190	109957	789279
31	DEVELOPMENT CREDIT BANK	0	0	0	0
	<b>Total Private Sector Bank</b>	<b>3494751</b>	<b>2649541</b>	<b>1377184</b>	<b>1772416</b>
	<b>Total COMM. BANKS</b>	<b>75456159</b>	<b>52381593</b>	<b>55333418</b>	<b>36903131</b>
	<b>CO-OPERATIVE BANKS</b>				
32	STATE CO-OP. BANK	1728836	431944	565905	101600
	<b>Total Cooperative Bank</b>	<b>1728836</b>	<b>431944</b>	<b>565905</b>	<b>101600</b>
	<b>REGIONAL RURAL BANKS</b>				
33	DAKSHIN BIHAR GRAMIN BANK	7531939	3939225	7015803	4926134
34	UTTAR BIHAR GRAMIN BANK	9865090	5784666	8037919	6229959
	<b>Total Region Rural Bank</b>	<b>17397029</b>	<b>9723891</b>	<b>15053722</b>	<b>11156093</b>
	<b>SMALL FINANCE BANK</b>				
35	JANA BANK	10508	10508	10508	0
36	UTKARSH SFB	44402	39961	31081	0
37	UJJIVAN SFB	174541	173328	165451	0
	<b>Total Small Financial Bank</b>	<b>229451</b>	<b>223797</b>	<b>207040</b>	<b>0</b>
	<b>TOTAL FOR BIHAR</b>	<b>94811475</b>	<b>62761225</b>	<b>71160085</b>	<b>48160824</b>

STATE LEVEL BANKERS' COMMITTEE BIHAR, PATNA							
(CONVENOR- STATE BANK OF INDIA)				FY : 2019-20			
BANK WISE PROGRESS UNDER FARM CREDIT AS ON 30.06.2019							
							Rs. in Lakhs
SL. NO.	BANK NAME	TARGET	SANCTIONED		DISBURSED		ACHIEV %AGE
		AMOUNT	NO	AMOUNT	NO	AMOUNT	AMT
	LEAD BANKS						
1	STATE BANK OF INDIA	594513	45817	65839	45536	59156	9.95
2	CENTRAL BANK OF INDIA	217441	24232	20639	24232	12396	5.70
3	PUNJAB NATIONAL BANK	384765	33459	29004	33459	29004	7.54
4	CANARA BANK	179896	12684	41181	10191	31848	17.70
5	UCO BANK	201962	21415	37188	19355	27310	13.52
6	BANK OF BARODA	261424	22407	27487	22368	27089	10.36
7	UNION BANK OF INDIA	64856	239	291	239	265	0.41
	OTHER BANKS						
8	BANK OF INDIA	148745	19267	21534	19267	20843	14.01
9	ALLAHABAD BANK	245050	24854	28150	24854	28150	11.49
10	ANDHRA BANK	2817	287	326	287	326	11.57
11	BANK OF MAHARSHTRA	318	76	147	76	147	46.23
12	CORPORATION BANK	4514	71	122	71	122	2.70
13	INDIAN BANK	27102	285	360	285	360	1.33
14	INDIAN OVERSEAS BANK	33606	5022	6106	5022	6106	18.17
15	ORIENTAL BANK OF COM	1299	105	367	105	246	18.94
16	PUNJAB AND SIND BANK	565	0	0	0	0	0.00
17	SYNDICATE BANK	17076	2911	5774	2911	5774	33.81
18	UNITED BANK OF INDIA	39515	6723	7000	6723	6985	17.68
	Total Public Sector Bank	2425464	219854	291515	214981	256127	10.56
	PRIVATE BANKS						
19	IDBI	37139	3402	8662	3402	7870	21.19
20	ICICI BANK	39560	7769	9577	7769	9577	24.21
21	FEDERAL BANK	1405	0	377	0	358	25.48
22	JAMMU KASHMIR BANK	0	0	0	0	0	--
23	SOUTH INDIAN BANK	0	0	0	0	0	--
24	AXIS BANK	21876	302	1400	302	1400	6.40
25	HDFC BANK	104307	44358	15580	44358	15580	14.94
26	INDUSIND BANK	28072	0	0	0	0	0.00
27	KARNATAKA BANK	0	0	0	0	0	--
28	KOTAK MAHINDRA	0	802	1171	802	1171	--
29	YES BANK	0	5999	915	5999	915	--
30	BANDHAN BANK	382247	154688	92702	152288	92702	24.25
31	DEVELOPMENT CREDIT BANK	0	0	0	0	0	--
	Total Private Sector Bank	614606	217320	130384	214920	129573	21.08
	Total COMM. BANKS	3040070	437174	421899	429901	385700	12.69
	CO-OPERATIVE BANKS						
32	STATE CO-OP. BANK	200840	107818	115601	107818	115601	57.56
	Total Cooperative Bank	200840	107818	115601	107818	115601	57.56
	REGIONAL RURAL BANKS						
33	DAKSHIN BIHAR GRAMIN BANK	791802	202595	141816	202595	141816	17.91
34	UTTAR BIHAR GRAMIN BANK	839149	110194	124549	110194	107310	12.79
	Total Region Rural Bank	1630951	312789	266365	312789	249126	15.27
	SMALL FINANCE BANK						
35	JANA SFB	3501	957	405	939	405	11.57
36	UTKARSH SFB	154253	97299	37175	97299	37175	24.10
37	UJJIVAN SFB	45585	34852	12335	34852	12335	27.06
	Total Small Finance Bank	203339	133108	49915	133090	49915	24.55
	TOTAL FOR BIHAR	5075200	990889	853780	983598	800342	15.77

STATE LEVEL BANKERS' COMMITTEE BIHAR, PATNA							
(CONVENOR- STATE BANK OF INDIA)				FY : 2019-20			
BANK WISE PROGRESS UNDER AGRICULTURE INFRASTRUCTURE AS ON : 30.06.2019							
(Amount in Rs. Lacs)							
SL. NO.	BANK NAME	TARGET	SANCTIONED		DISBURSED		ACHIEV %AGE
		AMOUNT	NO.	AMOUNT	NO.	AMOUNT	AMOUNT
	LEAD BANKS						
1	STATE BANK OF INDIA	51498	0	0	0	0	0.00
2	CENTRAL BANK OF INDIA	18818	24	151	24	132	0.70
3	PUNJAB NATIONAL BANK	33278	2	21	2	21	0.06
4	CANARA BANK	15563	3	250	2	155	1.00
5	UCO BANK	17464	358	585	290	492	2.82
6	BANK OF BARODA	22612	708	1096	708	1096	4.85
7	UNION BANK OF INDIA	5601	0	0	0	0	0.00
	OTHER BANKS						
8	BANK OF INDIA	12869	0	0	0	0	0.00
9	ALLAHABAD BANK	21198	149	1867	149	1867	8.81
10	ANDHRA BANK	240	8	31	8	31	12.92
11	BANK OF MAHARSHTRA	28	0	0	0	0	0.00
12	CORPORATION BANK	387	0	0	0	0	0.00
13	INDIAN BANK	2327	0	0	0	0	0.00
14	INDIAN OVERSEAS BANK	2893	9	71	9	71	2.45
15	ORIENTAL BANK OF COM	100	0	0	0	0	0.00
16	PUNJAB AND SIND BANK	49	0	0	0	0	0.00
17	SYNDICATE BANK	1482	0	0	0	0	0.00
18	UNITED BANK OF INDIA	3421	0	0	0	0	0.00
	Total Public Sector Bank	209828	1261	4072	1192	3865	1.84
	PRIVATE BANKS						
19	IDBI	3227	0	0	0	0	0.00
20	ICICI BANK	3431	0	0	0	0	0.00
21	FEDERAL BANK	122	0	0	0	0	0.00
22	JAMMU KASHMIR BANK	0	0	0	0	0	--
23	SOUTH INDIAN BANK	0	0	0	0	0	--
24	AXIS BANK	1872	0	0	0	0	0.00
25	HDFC BANK	9021	1803	1305	1803	1305	14.47
26	INDUSIND BANK	2424	0	0	0	0	0.00
27	KARNATAKA BANK	0	0	0	0	0	--
28	KOTAK MAHINDRA	0	0	0	0	0	--
29	YES BANK	0	0	0	0	0	--
30	BANDHAN BANK	33060	0	0	0	0	0.00
31	DEVELOPMENT CREDIT BANK	0	0	0	0	0	--
	Total Private Sector Bank	53157	1803	1305	1803	1305	2.45
	Total COMM. BANKS	262985	3064	5377	2995	5170	1.97
	CO-OPERATIVE BANKS						
32	STATE CO-OP. BANK	17378	0	0	0	0	0.00
	Total Cooperative Bank	17378	0	0	0	0	0.00
	REGIONAL RURAL BANKS						
33	DAKSHIN BIHAR GRAMIN BANK	68488	0	0	0	0	0.00
34	UTTAR BIHAR GRAMIN BANK	72591	0	0	0	0	0.00
	Total Region Rural Bank	141079	0	0	0	0	0.00
	SMALL FINANCE BANK						
35	JANA SFB	305	0	0	0	0	0.00
36	UTKARSH SFB	13344	0	0	0	0	0.00
37	UJJIVAN SFB	3942	0	0	0	0	0.00
	Total Small Finance Bank	17591	0	0	0	0	0.00
	TOTAL FOR BIHAR	439033	3064	5377	2995	5170	1.18

## STATE LEVEL BANKERS+A1:J46' COMMITTEE BIHAR, PATNA

(CONVENOR- STATE BANK OF INDIA)

FY: 2019-20

BANK-WISE PROGRESS UNDER ANCILLIARY ACTIVITIES AS ON 30.06.2019

(Rs. in Lakhs)

SL. NO.	BANK NAME	TARGET		SANCTIONED		DISBURSED		ACHIEV %AGE	ACHIEV %AGE
		NO.	AMT	NO.	AMT	NO.	AMT	NO.	AMT
	LEAD BANKS								
1	STATE BANK OF INDIA	7023	56906	598	5078	598	5078	8.51	8.92
2	CENTRAL BANK OF INDIA	2573	20805	141	5662	141	5235	5.48	25.16
3	PUNJAB NATIONAL BANK	4537	36817	348	16007	348	16007	7.67	43.48
4	CANARA BANK	2125	17229	84	8078	64	7022	3.01	40.76
5	UCO BANK	2392	19338	673	5643	449	5140	18.77	26.58
6	BANK OF BARODA	3085	25000	2092	6395	2092	6395	67.81	25.58
7	UNION BANK OF INDIA	776	6217	27	81	27	77	3.48	1.24
	OTHER BANKS								
8	BANK OF INDIA	1752	14232	73	621	73	467	4.17	3.28
9	ALLAHABAD BANK	2898	23455	510	1949	510	1949	17.60	8.31
10	ANDHRA BANK	30	268	3	3	3	3	10.00	1.12
11	BANK OF MAHARSHTRA	4	29	0	0	0	0	0.00	0.00
12	CORPORATION BANK	51	433	0	0	0	0	0.00	0.00
13	INDIAN BANK	315	2602	0	0	0	0	0.00	0.00
14	INDIAN OVERSEAS BANK	398	3240	11	383	11	383	2.76	11.82
15	ORIENTAL BANK OF COM	7	120	1	82	1	3	14.29	2.50
16	PUNJAB AND SIND BANK	7	54	0	0	0	0	0.00	0.00
17	SYNDICATE BANK	202	1632	230	931	230	931	113.86	57.05
18	UNITED BANK OF INDIA	465	3780	0	0	0	0	0.00	0.00
	Total Public Sector Bank	28640	232157	4791	50913	4547	48690	15.88	20.97
	PRIVATE BANKS								
19	IDBI	439	3559	1	0	1	0	0.23	0.00
20	ICICI BANK	464	3795	0	0	0	0	0.00	0.00
21	FEDERAL BANK	16	134	0	0	0	0	0.00	0.00
22	JAMMU KASHMIR BANK	0	0	0	0	0	0	--	--
23	SOUTH INDIAN BANK	0	0	0	0	0	0	--	--
24	AXIS BANK	272	2117	0	0	0	0	0.00	0.00
25	HDFC BANK	1242	9976	40	2639	40	2639	3.22	26.45
26	INDUSIND BANK	332	2691	610	2576	610	2576	183.73	95.73
27	KARNATAKA BANK	0	0	0	0	0	0	--	--
28	KOTAK MAHINDRA	0	0	0	0	0	0	--	--
29	YES BANK	0	0	0	0	0	0	--	--
30	BANDHAN BANK	4515	36589	7556	4580	7556	4580	167.35	12.52
31	DEVELOPMENT CREDIT BANK	0	0	0	0	0	0	--	--
	Total Private Sector Bank	7280	58861	8207	9795	8207	9795	112.73	16.64
	Total COMM. BANKS	35920	291018	12998	60708	12754	58485	35.51	20.10
	CO-OPERATIVE BANKS								
32	STATE CO-OP. BANK	2372	19220	0	0	0	0	0.00	0.00
	Total Cooperative Bank	2372	19220	0	0	0	0	0.00	0.00
	REGIONAL RURAL BANKS								
33	DAKSHIN BIHAR GRAMIN BANK	9350	75782	0	0	0	0	0.00	0.00
34	UTTAR BIHAR GRAMIN BANK	9907	80307	0	0	0	0	0.00	0.00
	Total Region Rural Bank	19257	156089	0	0	0	0	0.00	0.00
	SMALL FINANCE BANK								
35	JANA BANK	41	332	0	0	0	0	0.00	0.00
36	UTKARSH SFB	1811	14743	0	0	0	0	0.00	0.00
37	UJJIVAN SFB	534	4365	0	0	0	0	0.00	0.00
	Total Small Finance Bank	2386	19440	0	0	0	0	0.00	0.00
	TOTAL FOR BIHAR	59935	485767	12998	60708	12754	58485	21.28	12.04

STATE LEVEL BANKERS' COMMITTEE BIHAR, PATNA									
(CONVENOR- STATE BANK OF INDIA)								FY : 2019-20	
BANK WISE PROGRESS UNDER FARM MECHANISATION AS ON : 30.06.2019									
Rs. in Lakhs									
SL. NO.	BANK NAME	TARGET		SANCTIONED		DISBURSED		ACHIEV %AGE	ACHIEV %AGE
		NO.	AMT	NO.	AMT	NO.	AMT	NO.	AMT
	<b>LEAD BANKS</b>								
1	STATE BANK OF INDIA	11610	43982	526	2575	526	2574	4.53	5.85
2	CENTRAL BANK OF INDIA	4250	16088	140	19	140	14	3.29	0.09
3	PUNJAB NATIONAL BANK	7515	28470	8	54	8	54	0.11	0.19
4	CANARA BANK	3509	13298	10	65	4	28	0.11	0.21
5	UCO BANK	3953	14947	413	1310	35	1190	0.89	7.96
6	BANK OF BARODA	5111	19343	50	234	50	234	0.98	1.21
7	UNION BANK OF INDIA	1268	4797	4	7	4	7	0.32	0.15
	<b>OTHER BANKS</b>								
8	BANK OF INDIA	2904	11003	87	790	87	748	3.00	6.80
9	ALLAHABAD BANK	4787	18141	508	1845	508	1845	10.61	10.17
10	ANDHRA BANK	56	210	13	36	13	36	23.21	17.14
11	BANK OF MAHARSHTRA	6	24	42	129	42	129	700.00	537.50
12	CORPORATION BANK	92	334	0	0	0	0	0.00	0.00
13	INDIAN BANK	539	2012	1	5	1	5	0.19	0.25
14	INDIAN OVERSEAS BANK	653	2485	16	31	16	31	2.45	1.25
15	ORIENTAL BANK OF COM	28	94	1	10	1	10	3.57	10.64
16	PUNJAB AND SIND BANK	11	42	0	0	0	0	0.00	0.00
17	SYNDICATE BANK	336	1264	92	479	92	479	27.38	37.90
18	UNITED BANK OF INDIA	768	2928	0	0	0	0	0.00	0.00
	Total Public Sector Bank	47396	179462	1911	7589	1527	7384	3.22	4.11
	<b>PRIVATE BANKS</b>								
19	IDBI	721	2735	1	15	1	15	0.14	0.55
20	ICICI BANK	769	2930	0	0	0	0	0.00	0.00
21	FEDERAL BANK	27	104	0	0	0	0	0.00	0.00
22	JAMMU KASHMIR BANK	0	0	0	0	0	0	--	--
23	SOUTH INDIAN BANK	0	0	0	0	0	0	--	--
24	AXIS BANK	431	1613	0	0	0	0	0.00	0.00
25	HDFC BANK	2039	7708	240	1246	240	1246	11.77	16.17
26	INDUSIND BANK	549	2074	0	0	0	0	0.00	0.00
27	KARNATAKA BANK	0	0	0	0	0	0	--	--
28	KOTAK MAHINDRA	0	0	665	1113	665	1113	--	--
29	YES BANK	0	0	0	0	0	0	--	--
30	BANDHAN BANK	7476	28276	0	0	0	0	0.00	0.00
31	DEVELOPMENT CREDIT BANK	0	0	0	0	0	0	--	--
	Total Private Sector Bank	12012	45440	906	2374	906	2374	7.54	5.22
	Total COMM. BANKS	59408	224902	2817	9963	2433	9758	4.10	4.34
	<b>CO-OPERATIVE BANKS</b>								
32	STATE CO-OP. BANK	3923	14855	0	0	0	0	0.00	0.00
	Total Cooperative Bank	3923	14855	0	0	0	0	0.00	0.00
	<b>REGIONAL RURAL BANKS</b>								
33	DAKSHIN BIHAR GRAMIN BANK	15473	58581	0	0	0	0	0.00	0.00
34	UTTAR BIHAR GRAMIN BANK	16397	62083	0	0	0	0	0.00	0.00
	Total Region Rural Bank	31870	120664	0	0	0	0	0.00	0.00
	<b>SMALL FINANCE BANK</b>								
35	JANA BANK	71	262	0	0	0	0	0.00	0.00
36	UTKARSH SFB	3008	11400	0	0	0	0	0.00	0.00
37	UJJIVAN SFB	888	3372	0	0	0	0	0.00	0.00
	Total Small Finance Bank	3967	15034	0	0	0	0	0.00	0.00
	<b>TOTAL FOR BIHAR</b>	<b>99168</b>	<b>375455</b>	<b>2817</b>	<b>9963</b>	<b>2433</b>	<b>9758</b>	<b>2.45</b>	<b>2.60</b>

STATE LEVEL BANKERS' COMMITTEE BIHAR, PATNA							
(CONVENOR- STATE BANK OF INDIA)				FY : 2019-20			
BANK WISE PROGRESS UNDER STORAGE FACILITY AS ON 30.06.2019							
(Amount in Rs. Lacs)							
SL. NO.	BANK NAME	TARGET	SANCTIONED		DISBURSED		ACHIEV %AGE (AMOUNT)
		AMOUNT	ACCOUNT	AMOUNT	ACCOUNT	AMOUNT	
	<b>LEAD BANKS</b>						
1	STATE BANK OF INDIA	36821	0	0	0	0	0.00
2	CENTRAL BANK OF INDIA	13479	0	0	0	0	0.00
3	PUNJAB NATIONAL BANK	23840	1	1	1	1	0.00
4	CANARA BANK	11147	3	250	2	155	1.39
5	UCO BANK	12519	0	0	0	0	0.00
6	BANK OF BARODA	16196	10	90	10	90	0.56
7	UNION BANK OF INDIA	4014	0	0	0	0	0.00
	<b>OTHER BANKS</b>						
8	BANK OF INDIA	9221	0	0	0	0	0.00
9	ALLAHABAD BANK	15177	12	461	12	461	3.04
10	ANDHRA BANK	170	2	25	2	25	14.71
11	BANK OF MAHARSHTRA	22	0	0	0	0	0.00
12	CORPORATION BANK	285	0	0	0	0	0.00
13	INDIAN BANK	1674	0	0	0	0	0.00
14	INDIAN OVERSEAS BANK	2078	3	27	3	27	1.30
15	ORIENTAL BANK OF COM	73	0	0	0	0	0.00
16	PUNJAB AND SIND BANK	36	0	0	0	0	0.00
17	SYNDICATE BANK	1066	0	0	0	0	0.00
18	UNITED BANK OF INDIA	2443	0	0	0	0	0.00
	<b>Total Public Sector Bank</b>	<b>150261</b>	<b>31</b>	<b>854</b>	<b>30</b>	<b>759</b>	<b>0.51</b>
	<b>PRIVATE BANKS</b>						
19	IDBI	2289	0	0	0	0	0.00
20	ICICI BANK	2450	0	0	0	0	0.00
21	FEDERAL BANK	87	0	0	0	0	0.00
22	JAMMU KASHMIR BANK	0	0	0	0	0	--
23	SOUTH INDIAN BANK	0	0	0	0	0	--
24	AXIS BANK	1358	0	0	0	0	0.00
25	HDFC BANK	6457	0	0	0	0	0.00
26	INDUSIND BANK	1738	0	0	0	0	0.00
27	KARNATAKA BANK	0	0	0	0	0	--
28	KOTAK MAHINDRA	0	0	0	0	0	--
29	YES BANK	0	0	0	0	0	--
30	BANDHAN BANK	23692	0	0	0	0	0.00
31	DEVELOPMENT CREDIT BANK	0	0	0	0	0	0.00
	<b>Total Private Sector Bank</b>	<b>38071</b>	<b>0</b>	<b>0</b>	<b>0</b>	<b>0</b>	<b>0.00</b>
	<b>Total COMM. BANKS</b>	<b>188332</b>	<b>31</b>	<b>854</b>	<b>30</b>	<b>759</b>	<b>0.40</b>
	<b>CO-OPERATIVE BANKS</b>						
32	STATE CO-OP. BANK	12448	0	0	0	0	0.00
	<b>Total Cooperative Bank</b>	<b>12448</b>	<b>0</b>	<b>0</b>	<b>0</b>	<b>0</b>	<b>0.00</b>
	<b>REGIONAL RURAL BANKS</b>						
33	DAKSHIN BIHAR GRAMIN BANK	49051	0	0	0	0	0.00
34	UTTAR BIHAR GRAMIN BANK	51991	0	0	0	0	0.00
	<b>Total Region Rural Bank</b>	<b>101042</b>	<b>0</b>	<b>0</b>	<b>0</b>	<b>0</b>	<b>0.00</b>
	<b>SMALL FINANCE BANK</b>						
35	JANA BANK	217	0	0	0	0	0.00
36	UTKARSH SFB	9562	0	0	0	0	0.00
37	UJJIVAN SFB	2826	0	0	0	0	0.00
	<b>Total Small Finance Bank</b>	<b>12605</b>	<b>0</b>	<b>0</b>	<b>0</b>	<b>0</b>	<b>0.00</b>
	<b>TOTAL FOR BIHAR</b>	<b>314427</b>	<b>31</b>	<b>854</b>	<b>30</b>	<b>759</b>	<b>0.24</b>

STATE LEVEL BANKERS' COMMITTEE BIHAR, PATNA									
(CONVENOR- STATE BANK OF INDIA) FY : 2019-20									
BANK WISE PROGRESS UNDER FOOD AND AGRO PROCESSING AS ON : 30.06.2019									
SL. NO.	BANK NAME	TARGET		SANCTIONED		DISBURSED		ACHIEV %AGE	ACHIEV %AGE
		NO.	AMT	NO.	AMT	NO.	AMT	NO.	AMT
	LEAD BANKS								Rs. in Lakhs
1	STATE BANK OF INDIA	2758	39251	1	13	1	13	0.04	0.03
2	CENTRAL BANK OF INDIA	1014	14331	0	0	0	0	0.00	0.00
3	PUNJAB NATIONAL BANK	1782	25371	86	6750	86	6750	4.83	26.61
4	CANARA BANK	835	11876	84	8078	64	7022	7.66	59.13
5	UCO BANK	940	13320	450	5154	421	4651	44.79	34.92
6	BANK OF BARODA	1212	17229	182	2584	182	2584	15.02	15.00
7	UNION BANK OF INDIA	308	4278	0	0	0	0	0.00	0.00
	OTHER BANKS								
8	BANK OF INDIA	682	9812	30	223	30	125	4.40	1.27
9	ALLAHABAD BANK	1135	16158	429	573	429	573	37.80	3.55
10	ANDHRA BANK	14	184	1	1	1	1	7.14	0.54
11	BANK OF MAHARSHTRA	2	20	0	0	0	0	0.00	0.00
12	CORPORATION BANK	23	293	0	0	0	0	0.00	0.00
13	INDIAN BANK	127	1795	0	0	0	0	0.00	0.00
14	INDIAN OVERSEAS BANK	155	2226	7	358	7	358	4.52	16.08
15	ORIENTAL BANK OF COM	2	71	1	82	1	3	50.00	4.23
16	PUNJAB AND SIND BANK	3	38	0	0	0	0	0.00	0.00
17	SYNDICATE BANK	78	1124	0	0	0	0	0.00	0.00
18	UNITED BANK OF INDIA	185	2604	0	0	0	0	0.00	0.00
	Total Public Sector Bank	11255	159981	1271	23816	1222	22080	10.86	13.80
	PRIVATE BANKS								
19	IDBI	167	2442	0	0	0	0	0.00	0.00
20	ICICI BANK	180	2612	0	0	0	0	0.00	0.00
21	FEDERAL BANK	6	93	0	0	0	0	0.00	0.00
22	JAMMU KASHMIR BANK	0	0	0	0	0	0	--	--
23	SOUTH INDIAN BANK	0	0	0	0	0	0	--	--
24	AXIS BANK	108	1453	0	0	0	0	0.00	0.00
25	HDFC BANK	490	6882	0	0	0	0	0.00	0.00
26	INDUSIND BANK	132	1855	0	0	0	0	0.00	0.00
27	KARNATAKA BANK	0	0	0	0	0	0	--	--
28	KOTAK MAHINDRA	0	0	0	0	0	0	--	--
29	YES BANK	0	0	0	0	0	0	--	--
30	BANDHAN BANK	1772	25206	0	0	0	0	0.00	0.00
31	DEVELOPMENT CREDIT BANK	0	0	0	0	0	0	--	--
	Total Private Sector Bank	2855	40543	0	0	0	0	0.00	0.00
	Total COMM. BANKS	14110	200524	1271	23816	1222	22080	8.66	11.01
	CO-OPERATIVE BANKS								
32	STATE CO-OP. BANK	929	13238	0	0	0	0	0.00	0.00
	Total Cooperative Bank	929	13238	0	0	0	0	0.00	0.00
	REGIONAL RURAL BANKS								
33	DAKSHIN BIHAR GRAMIN BANK	3673	52214	0	0	0	0	0.00	0.00
34	UTTAR BIHAR GRAMIN BANK	3892	55331	0	0	0	0	0.00	0.00
	Total Region Rural Bank	7565	107545	0	0	0	0	0.00	0.00
	SMALL FINANCE BANK								
35	JANA BANK	17	230	0	0	0	0	0.00	0.00
36	UTKARSH SFB	713	10152	0	0	0	0	0.00	0.00
37	UJJIVAN SFB	210	3006	0	0	0	0	0.00	0.00
	Total Small Finance Bank	940	13388	0	0	0	0	0.00	0.00
	TOTAL FOR BIHAR	23544	334695	1271	23816	1222	22080	5.19	6.60



## STATE LEVEL BANKERS' COMMITTEE BIHAR, PATNA

(CONVENOR- STATE BANK OF INDIA)

FY : 2019-20

AGRI TERM LOAN (ATL) - BANKWISE AS ON : 30.06.2019

Rs. in Lakhs

SL. NO.	BANK NAME	TARGET		SANCTIONED		DISBURSED		ACHIEV %AGE	ACHIEV %AGE
		NO.	AMT	NO.	AMT	NO.	AMT	NO.	AMT
	LEAD BANKS								
1	STATE BANK OF INDIA	117507	184548	15077	34092	15042	27499	12.80	14.90
2	CENTRAL BANK OF INDIA	42986	67482	22093	18891	22093	10896	51.40	16.15
3	PUNJAB NATIONAL BANK	76048	119496	2850	15933	2850	15933	3.75	13.33
4	CANARA BANK	35547	55831	2879	4401	2472	3663	6.95	6.56
5	UCO BANK	39946	62687	6059	14773	5268	6144	13.19	9.80
6	BANK OF BARODA	51659	81137	1315	2636	1276	2292	2.47	2.82
7	UNION BANK OF INDIA	12819	20124	204	194	204	194	1.59	0.96
	OTHER BANKS								
8	BANK OF INDIA	29396	46156	7308	13685	7308	13113	24.86	28.41
9	ALLAHABAD BANK	48431	76046	4546	8077	4546	8077	9.39	10.62
10	ANDHRA BANK	565	874	75	112	75	112	13.27	12.81
11	BANK OF MAHARSHTRA	62	100	42	129	42	129	67.74	129.00
12	CORPORATION BANK	864	1396	1	2	1	2	0.12	0.14
13	INDIAN BANK	5354	8414	122	184	122	184	2.28	2.19
14	INDIAN OVERSEAS BANK	6637	10424	308	723	308	723	4.64	6.94
15	ORIENTAL BANK OF COMMERCE	283	397	32	75	32	75	11.31	18.89
16	PUNJAB AND SIND BANK	112	176	0	0	0	0	0.00	0.00
17	SYNDICATE BANK	3374	5294	1256	2988	1256	2988	37.23	56.44
18	UNITED BANK OF INDIA	7822	12259	0	0	0	0	0.00	0.00
	Total Public Sector Bank	479412	752841	64167	116895	62895	92024	13.12	12.22
	PRIVATE BANKS								
19	IDBI	7324	11504	3006	7479	3006	7048	41.04	61.27
20	ICICI BANK	7801	12279	6018	6111	6018	6111	77.14	49.77
21	FEDERAL BANK	277	436	0	374	0	356	0.00	81.65
22	JAMMU KASHMIR BANK	0	0	0	0	0	0	--	--
23	SOUTH INDIAN BANK	0	0	0	0	0	0	--	--
24	AXIS BANK	4313	6779	50	216	50	216	1.16	3.19
25	HDFC BANK	20618	32372	44209	14415	44209	14415	214.42	44.53
26	INDUSIND BANK	5550	8712	0	0	0	0	0.00	0.00
27	KARNATAKA BANK	0	0	0	0	0	0	--	--
28	KOTAK MAHINDRA	0	0	802	1171	802	1171	--	--
29	YES BANK	0	0	0	0	0	0	--	--
30	BANDHAN BANK	75548	118632	154688	92702	152288	92702	201.58	78.14
31	DEVELOPMENT CREDIT BANK	0	0	0	0	0	0	--	--
	Total Private Sector Bank	121431	190714	208773	122468	206373	122019	169.95	63.98
	Total COMM. BANKS	600843	943555	272940	239363	269268	214043	44.82	22.68
	CO-OPERATIVE BANKS								
32	STATE CO-OP. BANK	39686	62326	1706	447	1706	447	4.30	0.72
	Total Cooperative Bank	39686	62326	1706	447	1706	447	4.30	0.72
	REGIONAL RURAL BANKS								
33	DAKSHIN BIHAR GRAMIN BANK	156487	245753	10794	7715	10794	7715	6.90	3.14
34	UTTAR BIHAR GRAMIN BANK	165850	260452	30589	54234	30589	37055	18.44	14.23
	Total Region Rural Bank	322337	506205	41383	61949	41383	44770	12.84	8.84
	SMALL FINANCE BANK								
35	JANA BANK	687	1086	957	405	939	405	136.68	37.29
36	UTKARSH SFB	30482	47886	97299	37175	97299	37175	319.20	77.63
37	UJJIVAN SFB	9006	14142	34852	12335	34852	12335	386.99	87.22
	Total Small Finance Bank	40175	63114	133108	49915	133090	49915	331.28	79.09
	TOTAL FOR BIHAR	1003041	1575200	449137	351674	445447	309175	44.41	19.63

STATE LEVEL BANKERS' COMMITTEE BIHAR, PATNA							
(CONVENOR- STATE BANK OF INDIA)					FY : 2019-20		
BANK WISE PROGRESS UNDER JOINT LIABILITY GROUP AS ON : 30.06.2019							
Rs. in Lakhs							
SL. NO.	BANK NAME	TARGET	SANCTIONED		DISBURSED		ACHIEV %AGE
		NO.	NO.	AMT	NO.	AMT	NO.
	<b>LEAD BANKS</b>						
1	STATE BANK OF INDIA	14116	476	309	476	309	3.37
2	CENTRAL BANK OF INDIA	7565	70	70	70	20	0.93
3	PUNJAB NATIONAL BANK	10600	18	36	18	36	0.17
4	CANARA BANK	3012	1753	2629	1593	2389	52.89
5	UCO BANK	3495	367	214	367	178	10.50
6	BANK OF BARODA	4135	39	72	39	53	0.94
7	UNION BANK OF INDIA	1787	0	0	0	0	0.00
	<b>OTHER BANKS</b>						
8	BANK OF INDIA	5131	0	0	0	0	0.00
9	ALLAHABAD BANK	3674	25	41	25	41	0.68
10	ANDHRA BANK	193	40	40	40	40	20.73
11	BANK OF MAHARSHTRA	26	0	0	0	0	0.00
12	CORPORATION BANK	283	0	0	0	0	0.00
13	INDIAN BANK	704	0	0	0	0	0.00
14	INDIAN OVERSEAS BANK	519	0	0	0	0	0.00
15	ORIENTAL BANK OF COM	440	0	0	0	0	0.00
16	PUNJAB AND SIND BANK	104	0	0	0	0	0.00
17	SYNDICATE BANK	546	30	40	30	40	5.49
18	UNITED BANK OF INDIA	1384	0	0	0	0	0.00
	Total Public Sector Bank	57714	2818	3451	2658	3106	4.61
	<b>PRIVATE BANKS</b>						
19	IDBI	645	2767	5480	2767	5479	428.99
20	ICICI BANK	352	0	0	0	0	0.00
21	FEDERAL BANK	57	0	0	0	0	0.00
22	JAMMU KASHMIR BANK	6	0	0	0	0	0.00
23	SOUTH INDIAN BANK	0	0	0	0	0	--
24	AXIS BANK	472	0	0	0	0	0.00
25	HDFC BANK	560	0	0	0	0	0.00
26	INDUSIND BANK	115	0	0	0	0	0.00
27	KARNATAKA BANK	0	0	0	0	0	--
28	KOTAK MAHINDRA	42	0	0	0	0	0.00
29	YES BANK	6	0	0	0	0	0.00
30	BANDHAN BANK	1078	0	0	0	0	0.00
31	DEVELOPMENT CREDIT BANK	0	0	0	0	0	--
	Total Private Sector Bank	3333	2767	5480	2767	5479	83.02
	Total COMM. BANKS	61047	5585	8931	5425	8585	8.89
	<b>CO-OPERATIVE BANKS</b>						
32	STATE CO-OP. BANK	0	1705	426	1705	426	--
	Total Cooperative Bank	0	1705	426	1705	426	--
	<b>REGIONAL RURAL BANKS</b>						
33	DAKSHIN BIHAR GRAMIN BANK	19087	0	0	0	0	0.00
34	UTTAR BIHAR GRAMIN BANK	19866	80	168	80	168	0.40
	Total Region Rural Bank	38953	80	168	80	168	0.21
	<b>SMALL FINANCE BANK</b>						
35	JANA BANK	0	0	0	0	0	--
36	UTKARSH SFB	0	97299	37175	97299	37175	--
37	UJJIVAN SFB	0	0	0	0	0	--
	Total Small Financial Bank	0	97299	37175	97299	37175	--
	<b>TOTAL FOR BIHAR</b>	<b>100000</b>	<b>104669</b>	<b>46700</b>	<b>104509</b>	<b>46354</b>	<b>104.51</b>

STATE LEVEL BANKERS' COMMITTEE BIHAR, PATNA							
(CONVENOR- STATE BANK OF INDIA)				FY : 2019-20			
BANK WISE PROGRESS UNDER SOCIAL INFRASTRUCTURE AS ON 30.06.2019							
(Amount in Rs.Lacs)							
SL. NO.	BANK NAME	TARGET	SANCTIONED		DISBURSED		ACHIEV %AGE
		AMOUNT	NO	AMOUNT	NO	AMOUNT	AMT
	LEAD BANKS						
1	STATE BANK OF INDIA	39856	0	0	0	0	0.00
2	CENTRAL BANK OF INDIA	19298	0	0	0	0	0.00
3	PUNJAB NATIONAL BANK	27534	0	0	0	0	0.00
4	CANARA BANK	9457	16	94	8	79	0.84
5	UCO BANK	7689	0	0	0	0	0.00
6	BANK OF BARODA	13620	0	0	0	0	0.00
7	UNION BANK OF INDIA	6708	0	0	0	0	0.00
	OTHER BANKS						
8	BANK OF INDIA	14720	0	0	0	0	0.00
9	ALLAHABAD BANK	10160	0	0	0	0	0.00
10	ANDHRA BANK	1904	15	75	15	75	3.94
11	BANK OF MAHARSHTRA	612	0	0	0	0	0.00
12	CORPORATION BANK	1900	0	0	0	0	0.00
13	INDIAN BANK	2553	1	30	1	30	1.18
14	INDIAN OVERSEAS BANK	2846	0	0	0	0	0.00
15	ORIENTAL BANK OF COM	2195	0	0	0	0	0.00
16	PUNJAB AND SIND BANK	542	0	0	0	0	0.00
17	SYNDICATE BANK	2569	0	0	0	0	0.00
18	UNITED BANK OF INDIA	3754	0	0	0	0	0.00
	Total Public Sector Bank	167917	32	199	24	184	0.11
	PRIVATE BANKS						
19	IDBI	2874	0	0	0	0	0.00
20	ICICI BANK	3629	0	0	0	0	0.00
21	FEDERAL BANK	361	0	0	0	0	0.00
22	JAMMU KASHMIR BANK	63	0	0	0	0	0.00
23	SOUTH INDIAN BANK	63	0	0	0	0	0.00
24	AXIS BANK	3184	0	0	0	0	0.00
25	HDFC BANK	3657	0	0	0	0	0.00
26	INDUSIND BANK	839	0	0	0	0	0.00
27	KARNATAKA BANK	63	0	0	0	0	0.00
28	KOTAK MAHINDRA	419	0	0	0	0	0.00
29	YES BANK	126	0	0	0	0	0.00
30	BANDHAN BANK	513	0	0	0	0	0.00
31	DEVELOPMENT CREDIT BANK	0	0	0	0	0	--
	Total Private Sector Bank	15791	0	0	0	0	0.00
	Total COMM. BANKS	183708	32	199	24	184	0.10
	CO-OPERATIVE BANKS						
32	STATE CO-OP. BANK	0	0	0	0	0	--
	Total Cooperative Bank	0	0	0	0	0	--
	REGIONAL RURAL BANKS						
33	DAKSHIN BIHAR GRAMIN BANK	14975	0	0	0	0	0.00
34	UTTAR BIHAR GRAMIN BANK	7419	0	0	0	0	0.00
	Total Region Rural Bank	22394	0	0	0	0	0.00
	SMALL FINANCE BANK						
35	JANA SFB	0	0	0	0	0	--
36	UTKARSH SFB	0	0	0	0	0	--
37	UJJIVAN SFB	0	0	0	0	0	--
	Total Small Finance Bank	0	0	0	0	0	--
	TOTAL FOR BIHAR	206102	32	199	24	184	0.09

## STATE LEVEL BANKERS' COMMITTEE BIHAR, PATNA

(CONVENOR- STATE BANK OF INDIA) FY : 2019-20

BANK WISE PROGRESS UNDER RENEWABLE ENERGY AS ON 30.06.2019

( Amount in Rs. Lacs)

SL. NO.	BANK NAME	TARGET	SANCTIONED		DISBURSED		ACHIEV %AGE
		AMOUNT	NO.	AMOUNT	NO.	AMOUNT	AMOUNT
	LEAD BANKS						
1	STATE BANK OF INDIA	7036	0	0	0	0	0.00
2	CENTRAL BANK OF INDIA	3409	0	0	0	0	0.00
3	PUNJAB NATIONAL BANK	4862	0	0	0	0	0.00
4	CANARA BANK	1672	0	0	0	0	0.00
5	UCO BANK	1365	0	0	0	0	0.00
6	BANK OF BARODA	2404	0	0	0	0	0.00
7	UNION BANK OF INDIA	1189	0	0	0	0	0.00
	OTHER BANKS						
8	BANK OF INDIA	2602	0	0	0	0	0.00
9	ALLAHABAD BANK	1795	25	4	25	4	0.22
10	ANDHRA BANK	343	1	1	1	1	0.29
11	BANK OF MAHARSHTRA	105	0	0	0	0	0.00
12	CORPORATION BANK	330	0	0	0	0	0.00
13	INDIAN BANK	445	0	0	0	0	0.00
14	INDIAN OVERSEAS BANK	500	0	0	0	0	0.00
15	ORIENTAL BANK OF COM	387	0	0	0	0	0.00
16	PUNJAB AND SIND BANK	96	0	0	0	0	0.00
17	SYNDICATE BANK	456	0	0	0	0	0.00
18	UNITED BANK OF INDIA	660	0	0	0	0	0.00
	Total Public Sector Bank	29656	26	5	26	5	0.02
	PRIVATE BANKS						
19	IDBI	517	0	0	0	0	0.00
20	ICICI BANK	637	0	0	0	0	0.00
21	FEDERAL BANK	64	0	0	0	0	0.00
22	JAMMU KASHMIR BANK	11	0	0	0	0	0.00
23	SOUTH INDIAN BANK	11	0	0	0	0	0.00
24	AXIS BANK	563	0	0	0	0	0.00
25	HDFC BANK	640	0	0	0	0	0.00
26	INDUSIND BANK	146	0	0	0	0	0.00
27	KARNATAKA BANK	11	0	0	0	0	0.00
28	KOTAK MAHINDRA	76	0	0	0	0	0.00
29	YES BANK	22	0	0	0	0	0.00
30	BANDHAN BANK	89	0	0	0	0	0.00
31	DEVELOPMENT CREDIT BANK	0	0	0	0	0	--
	Total Private Sector Bank	2787	0	0	0	0	0.00
	Total COMM. BANKS	32443	26	5	26	5	0.02
	CO-OPERATIVE BANKS						
32	STATE CO-OP. BANK	0	0	0	0	0	--
	Total Cooperative Bank	0	0	0	0	0	--
	REGIONAL RURAL BANKS						
33	DAKSHIN BIHAR GRAMIN BANK	2646	0	0	0	0	0.00
34	UTTAR BIHAR GRAMIN BANK	1309	0	0	0	0	0.00
	Total Region Rural Bank	3955	0	0	0	0	0.00
	SMALL FINANCE BANK						
35	JANA SFB	0	0	0	0	0	--
36	UTKARSH SFB	0	0	0	0	0	--
37	UJJIVAN SFB	0	0	0	0	0	--
	Total Small Finance Bank	0	0	0	0	0	--
	TOTAL FOR BIHAR	36398	26	5	26	5	0.01

STATE LEVEL BANKERS' COMMITTEE BIHAR, PATNA							
(CONVENOR- STATE BANK OF INDIA)					FY: 2019-20		
BANK WISE PROGRESS UNDER HOUSING LOAN AS ON 30.06.2019							
(Amount in Rs.Lakhs)							
SL. NO.	BANK NAME	TARGET NO.	SANCTIONED		DISBURSED		ACHIEV %AGE
			NO.	AMOUNT	NO.	AMOUNT	NO.
	<b>LEAD BANKS</b>						
1	STATE BANK OF INDIA	3520	4140	34071	4140	21425	117.61
2	CENTRAL BANK OF INDIA	1704	426	5256	426	4137	25.00
3	PUNJAB NATIONAL BANK	2428	542	2957	542	2957	22.32
4	CANARA BANK	837	324	6490	274	5941	32.74
5	UCO BANK	677	287	5192	261	1818	38.55
6	BANK OF BARODA	1201	236	3245	236	3245	19.65
7	UNION BANK OF INDIA	594	122	508	122	426	20.54
	<b>OTHER BANKS</b>						--
8	BANK OF INDIA	1300	496	2460	496	2171	38.15
9	ALLAHABAD BANK	899	66	932	66	848	7.34
10	ANDHRA BANK	162	25	376	25	376	15.43
11	BANK OF MAHARSHTRA	53	23	788	23	788	43.40
12	CORPORATION BANK	173	29	463	29	463	16.76
13	INDIAN BANK	237	209	1463	209	829	88.19
14	INDIAN OVERSEAS BANK	247	183	1914	183	1914	74.09
15	ORIENTAL BANK OF COM	204	26	333	26	175	12.75
16	PUNJAB AND SIND BANK	48	0	1572	0	1572	0.00
17	SYNDICATE BANK	223	98	367	98	367	43.95
18	UNITED BANK OF INDIA	326	311	2243	283	584	86.81
	<b>Total Public Sector Bank</b>	<b>14833</b>	<b>7543</b>	<b>70630</b>	<b>7439</b>	<b>50036</b>	<b>50.15</b>
	<b>PRIVATE BANKS</b>						--
19	IDBI	259	305	4016	305	3768	117.76
20	ICICI BANK	329	22	460	22	460	6.69
21	FEDERAL BANK	32	3	30	3	30	9.38
22	JAMMU KASHMIR BANK	6	0	0	0	0	0.00
23	SOUTH INDIAN BANK	6	1	19	1	19	16.67
24	AXIS BANK	284	187	232	187	232	65.85
25	HDFC BANK	317	139	143	139	143	43.85
26	INDUSIND BANK	77	0	0	0	0	0.00
27	KARNATAKA BANK	6	0	0	0	0	0.00
28	KOTAK MAHINDRA	36	0	0	0	0	0.00
29	YES BANK	11	0	0	0	0	0.00
30	BANDHAN BANK	50	24	77	24	77	48.00
31	DEVELOPMENT CREDIT BANK	0	0	0	0	0	--
	<b>Total Private Sector Bank</b>	<b>1413</b>	<b>681</b>	<b>4977</b>	<b>681</b>	<b>4729</b>	<b>48.20</b>
	<b>Total COMM. BANKS</b>	<b>16246</b>	<b>8224</b>	<b>75607</b>	<b>8120</b>	<b>54765</b>	<b>49.98</b>
	<b>CO-OPERATIVE BANKS</b>						--
32	STATE CO-OP. BANK	0	0	0	0	0	--
	<b>Total Cooperative Bank</b>	<b>0</b>	<b>0</b>	<b>0</b>	<b>0</b>	<b>0</b>	<b>--</b>
	<b>REGIONAL RURAL BANKS</b>						--
33	DAKSHIN BIHAR GRAMIN BANK	827	70	1497	70	996	8.46
34	UTTAR BIHAR GRAMIN BANK	1153	7	65	7	59	0.61
	<b>Total Region Rural Bank</b>	<b>1980</b>	<b>77</b>	<b>1562</b>	<b>77</b>	<b>1055</b>	<b>3.89</b>
	<b>SMALL FINANCE BANK</b>						--
35	JANA SFB	0	0	0	0	0	--
36	UTKARSH SFB	0	26	88	26	88	--
37	UJJIVAN SFB	0	270	129	270	129	--
	<b>Total Small Finance Bank</b>	<b>0</b>	<b>296</b>	<b>217</b>	<b>296</b>	<b>217</b>	<b>--</b>
	<b>TOTAL FOR BIHAR</b>	<b>18226</b>	<b>8597</b>	<b>77386</b>	<b>8493</b>	<b>56037</b>	<b>46.60</b>

STATE LEVEL BANKERS' COMMITTEE BIHAR, PATNA							
(COVENER-STATE BANK OF INDIA)							
CUMULATIVE REPORT AS ON 30.06.2019				(Amt. in Rs Lacs)			
Performance under Credit Linked Subsidy Scheme (CLSS) of Pradhan Mantri Awas Yojana (PMAY)							
SL NO.	BANKS NAME	Total No. of all Housing Loans sanctioned since 01.04.2015	Out of (B), Housing Loans covered under CLSS of PMAY since 01.04.2015			Subsidy received since 01.04.2015	
			No.	Amt. Sanctioned	Amt. of Subsidy Claimed	No.	Amt.
1	ALLAHABAD BANK	3830	128	2003	50	12	26
2	ANDHRA BANK	551	31	392	45	11	20
3	AXIS BANK	922	50	1155	49	14	23
4	BANDHAN BANK	128	0	0	0	0	0
5	BANK OF BARODA	4291	158	2214	160	40	41
6	BANK OF INDIA	4089	94	998	229	3	6
7	BANK OF MAHARSHTRA	189	38	782	62	14	56
8	CANARA BANK	4348	406	6996	550	178	365
9	CENTRAL BANK OF INDIA	3875	336	3976	246	12	27
10	CORPORATION BANK	715	13	153	29	13	29
11	DAKSHIN BIHAR GRAMIN BANK	6197	243	3830	358	4	8
12	ICICI BANK	2506	304	6860	88	206	303
13	IDBI	2621	60	1042	43	20	43
14	INDIAN OVERSEAS BANK	1007	47	661	69	10	14
15	KARNATAKA BANK	NA	1	10	0	0	0
16	PUNJAB AND SIND BANK	NA	6	119	7	0	0
17	PUNJAB NATIONAL BANK	4824	400	59	0	0	0
18	STATE BANK OF INDIA	17033	1635	29108	3885	1372	3032
19	UCO BANK	3251	84	581	189	23	55
20	UJJIVAN SFB	3529	7	36	9	0	0
21	UNION BANK OF INDIA	1506	85	861	0	0	0
22	UNITED BANK OF INDIA	1367	151	1530	185	48	105
23	UTKARSH SFB	149	1	10	10	1	3
24	UTTAR BIHAR GRAMIN BANK	132	74	562	56	6	12
TOTAL FOR BIHAR		67060	4352	63938	6319	1987	4168

STATE LEVEL BANKERS' COMMITTEE BIHAR, PATNA							
(CONVENOR- STATE BANK OF INDIA)						FY :2019-20	
BANK WISE OUTSTANDING AND NPA UNDER HOUSING LOAN AS ON 30.06.2019							
(Amount in Rs.Lakh)							
SL. NO.	BANKS NAME	HOUSING LOAN		NPA IN HOUSING LOAN		NPA%	
		NO.	AMOUNT	NO.	AMOUNT	NO.	AMOUNT
	LEAD BANKS						
1	STATE BANK OF INDIA	55121	479363	781	4249	1.42	0.89
2	CENTRAL BANK OF INDIA	6189	43047	1667	3676	26.93	8.54
3	PUNJAB NATIONAL BANK	5504	42984	1073	7141	19.49	16.61
4	CANARA BANK	4628	235588	148	8140	3.2	3.46
5	UCO BANK	17389	52081	740	2981	4.26	5.72
6	BANK OF BARODA	5848	89140	581	4815	9.94	5.4
7	UNION BANK OF INDIA	2532	30206	68	574	2.69	1.9
	OTHER BANKS						
8	BANK OF INDIA	8661	103479	251	1434	2.9	1.39
9	ALLAHABAD BANK	5707	64305	435	954	7.62	1.48
10	ANDHRA BANK	674	9358	14	262	2.08	2.8
11	BANK OF MAHARSHTRA	330	6810	10	78	3.03	1.15
12	CORPORATION BANK	1224	19840	16	157	1.31	0.79
13	INDIAN BANK	1466	19127	9	97	0.61	0.51
14	INDIAN OVERSEAS BANK	1243	13468	44	404	3.54	3
15	ORIENTAL BANK OF COM	1153	7178	20	122	1.73	1.7
16	PUNJAB AND SIND BANK	1554	4502	27	415	1.74	9.22
17	SYNDICATE BANK	1129	9808	22	191	1.95	1.95
18	UNITED BANK OF INDIA	2984	28277	134	472	4.49	1.67
	Total Public Sector Bank	123336	1258561	6040	36162	4.9	2.87
	PRIVATE BANKS						
19	IDBI	3037	29135	8	53	0.26	0.18
20	ICICI BANK	2034	51888	0	0	0	0
21	FEDERAL BANK	61	1005	0	0	0	0
22	JAMMU KASHMIR BANK	39	390	0	0	0	0
23	SOUTH INDIAN BANK	6	120	0	0	0	0
24	AXIS BANK	1704	10752	13	102	0.76	0.95
25	HDFC BANK	1021	7187	1	0	0.1	0
26	INDUSIND BANK	0	0	0	0	0	0
27	KARNATAKA BANK	0	0	0	0	0	0
28	KOTAK MAHINDRA	0	0	0	0	0	0
29	YES BANK	8	11	0	0	0	0
30	BANDHAN BANK	128	886	0	0	0	0
31	DEVELOPMENT CREDIT BANK	0	0	0	0	0	0
	Total Private Sector Bank	8038	101374	22	155	0.27	0.15
	Total COMM. BANKS	131374	1359935	6062	36317	4.61	2.67
	CO-OPERATIVE BANKS						
32	STATE CO-OP. BANK	23	119	0	0	0	0
	Total Cooperative Bank	23	119	0	0	0	0
	REGIONAL RURAL BANKS						
33	DAKSHIN BIHAR GRAMIN BANK	4074	29551	406	1232	9.97	4.17
34	UTTAR BIHAR GRAMIN BANK	6919	7131	3201	2936	46.26	41.17
	Total Region Rural Bank	10993	36682	3607	4168	32.81	11.36
	SMALL FINANCE BANK						
35	JANA SFB	0	0	0	0	0	0
36	UTKARSH SFB	134	1042	0	0	0	0
37	UJJIVAN SFB	3240	2534	0	0	0	0
	Total Small Finance Bank	3374	3576	0	0	0	0
	TOTAL FOR BIHAR	145764	1400312	9669	40485	6.63	2.89

**State Level Bankers' Committee, Bihar**

Convenor: State Bank of India

**Information regarding functioning of RSETIs June 2019**

Sl. No.	District	Lead Bank	Date of Establishment of RSETI	Land Allotted by State Govt. (Yes/No)	MoU for land executed with the district administration (Yes/No)	Grant received from NIRD (Yes/No)	Map approved by Local authority (Yes/No)	Construction Started (Yes/No)	Details of Training Programme Organised						AS ON June 2019							
									During Financial Year 30.6.2019		Since Inception		AS ON 30.6.2019		Name of the Agency viz. DRDA/KVIC/ NABARD etc. with whom claims are pending	Amt of reimbursement claim pending (Amt in Lacs)						
									No. of persons sourced by the branches for training	No. of training programmes organised	No. of persons trained	No. of training programmes organised	No. of persons trained	No. of trainees settled with Bank finance								
1	Araria	SBI	13-09-2017	YES	YES	YES	YES	YES	11	5	133	155	4209	2929	1348	268	1247					
2	Arwal	PNB	12-12-2011	YES	YES	YES	YES	YES	1276	187	5731	500	14524	6210	2183		17					
3	Aurangabad	PNB	29-02-2012	YES	YES	YES	YES	YES	1012	187	4708	493	13098	321	2030		20					
4	Banka	UCO	20-07-2011	YES	YES	YES	YES	YES	98	4	109	151	4812	0	0	SRLM	27					
5	Begusarai	UCO	29-07-2011	YES	YES	YES	YES	YES	224	7	224	173	5922	0	0	NRLM	17					
6	Bhagalpur	UCO	14-03-2011	YES	YES	YES	YES	YES	96	3	96	160	5084	0	0	SRLM	12					
7	Bhojpur	PNB	28-03-2012	YES	YES	YES	YES	YES	528	275	7260	513	13858	4946	1250		1					
8	Buxar	PNB	26-12-2012	YES	YES	YES	YES	YES	154	165	3432	416	9024	4272	887		14					
9	Darbhanga	CBI	27-11-2010	YES	YES	YES	YES	YES	1	3	92	181	5048	3399	963	SRLMKVIC	23					
10	East Champaran	CBI	19-12-2011	YES	YES	YES	YES	YES	1	3	85	169	5330	3683	1504	SRLM	23					
11	Gaya	PNB	24-03-2010	YES	YES	YES	YES	NO	121	385	9581	904	21155	9915	4443		16					
12	Gopalganj	CBI	10-02-2011	YES	YES	YES	YES	YES	39	5	143	134	4130	2748	592	KVIC	1					
13	Jamui	SBI	07-03-2011	YES	YES	YES	YES	YES	9	5	151	134	3801	2723	1086	138	4558					
14	Jehanabad	PNB	30-09-2011	YES	YES	YES	YES	YES	1749	352	8030	658	16153	6145	2809		14					
15	Kaimur	PNB	29-12-2011	YES	YES	YES	YES	YES	1452	297	6611	592	14046	5584	1061		14					
16	Katihar	CBI	10-02-2011	YES	YES	YES	YES	YES	21	5	148	167	4819	4035	2035	SRLM	28					
17	Khagaria	UBI	10-02-2010	YES	YES	YES	YES	NO	10	10	313	195	6485	85	50		0					
18	Kishanganj	SBI	12-07-2011	YES	YES	YES	YES	NO	12	6	184	172	5431	3593	1558	577	5771					
19	Lakhisarai	PNB	28-09-2010	YES	YES	YES	YES	NO	143	154	3685	698	11884	5364	1213		9					
20	Madhepura	SBI	02-04-2014	YES	YES	YES	YES	YES	24	7	208	154	4061	2500	1078	670	3582					
21	Madhubani	CBI	29-01-2011	YES	YES	YES	YES	YES	1	4	119	177	4869	3265	1086	NRLM	28					
22	Munger	UCO	01-02-2011	YES	YES	YES	NO	NO	114	4	114	157	5017	0	0	SRLM	30					
23	Muzaffarpur	CBI	19-02-2011	YES	YES	YES	YES	YES	105	3	85	241	6536	4529	1968	SRLM	15					
24	Nalanda	PNB	15-02-2010	YES	YES	YES	YES	YES	198	165	3300	631	12873	7137	2000		9					
25	Nawada	PNB	28-03-2010	YES	YES	YES	YES	NO	847	187	3696	581	12939	7371	1962		13					
26	Patna	PNB	15-01-2007	NO	YES	YES	NO	NO	286	242	5797	587	14701	5669	1152		55					
27	Purnea	SBI	18-03-2011	YES	YES	YES	YES	YES	14	3	85	152	4031	2876	1253	452	0					
28	Rohtas	PNB	27-11-2012	YES	YES	YES	YES	YES	187	176	3641	560	8980	6338	880		55					
29	Saharsa	SBI	10-03-2011	YES	YES	YES	YES	YES	36	5	159	159	4186	3114	1528	870	1656					
30	Samastipur	UBI	01-07-2010	YES	YES	YES	YES	NO	10	10	320	178	5058	70	55		0					
31	Saran	CBI	08-02-2011	YES	YES	YES	YES	YES	1	2	70	131	3755	2369	913	NRLMNULMKVIC	12					
32	Sheikhpura	CAN	30-01-2008	YES	YES	YES	YES	NO	4	1	32	337	10074	7591	2315	NABARD	957570					
33	Sheohar	BOB	31-03-2010	YES	YES	YES	NO	NO	1	3	61	244	7125	5527	2114	NABARD	14					
34	Sitamarhi	BOB	28-03-2012	YES	YES	YES	YES	NO	1	1	21	165	4581	3135	1489	0	0					
35	Siwan	CBI	15-03-2011	YES	YES	YES	YES	YES	12	4	114	129	3351	2459	1043	NRLM	10					
36	Supaul	SBI	20-03-2014	YES	YES	YES	YES	YES	22	5	163	176	4696	3341	1913	683	2690					
37	Vaishali	CAN	19-01-2010	YES	YES	YES	YES	YES	18	5	118	256	7964	5609	1565	KVIC	199630					
38	West Champaran	CBI	27-01-2011	YES	YES	YES	YES	YES	15	1	29	150	4492	2477	1002	KVIC	19					
									8853	2886	68848	11730	298102	141329	50328		1177200					
<b>TOTAL</b>																						



ANNEX II - PART A  
QUARTERLY REPORT ON CONDUCT OF SPECIAL CAMPS BY FLCs (GOING DIGITAL)

State	Quarter ended	Year	Bank Name	FLC Code	Sr. No. of Camp	Date of camp (DD/MM/YYYY)	District	Block	Village	No. of Participants	Stakeholders present (Indicate Y/N)					
											LDM	DDM	LDO	Local Govt	NGO	BC
					1	12-04-2019	PURNEA	KASBA	JAWANPUR BARIYAL	57	N	N	Y	Y	Y	Y
					2	26-04-2019	PURNEA	KASBA	MOHINI TIKAPUR	43	N	N	Y	Y	Y	Y
					3	10-05-2019	PURNEA	BAISI	M S HATHIBANDHA	45	N	N	Y	Y	Y	Y
					4	22-05-2019	PURNEA	DHAMDIHA	M S BARAKONA	65	N	N	Y	Y	Y	Y
					5	18-06-2019	PURNEA	P EAST	RSETI PURNEA	16	N	N	Y	Y	Y	Y
					6	20-06-2019	PURNEA	DHAMDIHA	KUANRI	52	N	N	Y	Y	Y	Y
					1	25-04-2019	ARARIA	BHARGAMA	RAHARIA	95	N	N	N	N	Y	N
					2	28-04-2019	ARARIA	BHARGAMA	RAGHUNATHPUR SOUTH	56	N	N	N	N	Y	Y
					3	16-05-2019	ARARIA	FORBEGANJ	PACHHARI JHIRWA	37	N	N	N	N	Y	Y
					4	20-05-2019	ARARIA	FORBEGANJ	KURWA LAXMIPUR	46	N	N	N	N	Y	Y
					5	10-06-2019	ARARIA	SIKTI	BELWARI	21	N	N	N	N	Y	N
					6	26-03-2019	ARARIA	ARARIA	DIARI	55	N	N	Y	Y	Y	Y
					1	19-04-2019	SUPAUL	PIPPA	BASAHA	43	N	N	N	N	Y	Y
					2	30-04-2019	SUPAUL	BASANTPUR	LALPUR	41	N	N	N	N	Y	Y
					3	16-05-2019	SUPAUL	RAGHOPUR	MANSAPUR	62	N	N	N	N	Y	Y
					4	21-05-2019	SUPAUL	TRIVENIGANJ	BHURA BASAWNA	71	N	N	N	N	Y	Y
					5	04-06-2019	SUPAUL	CHATTARPUR	LACHHMINIA	45	N	N	N	N	Y	Y
					6	26-06-2019	SUPAUL	TRIVENIGANJ	NANDANA	44	N	N	N	N	Y	Y
					1	06-04-2019	SAHARSA	SATTAR KATAIYA	DORMA	49	N	N	N	N	N	Y
					2	12-04-2019	SAHARSA	SATTAR KATAIYA	BIHRA	28	N	N	N	N	N	Y
					3	09-05-2019	SAHARSA	SOUR BAZAR	KHERA	28	N	N	N	N	N	Y
					4	15-05-2019	SAHARSA	MAHISI	MOHANPUR	49	N	N	N	N	N	Y
					5	08-06-2019	SAHARSA	SIMRI BAKHTIYARPUR	SHANKARPUR	30	N	N	N	N	N	Y
					6	10-06-2019	SAHARSA	SOUR BAZAR	DAMGARHI	41	N	N	N	N	N	Y
					1	23-04-2019	JAMUI	JAMUI	MAMJHBEY	90	N	N	Y	Y	Y	Y
					2	25-04-2019	JAMUI	JAMUI	SANGTHU	114	Y	N	Y	Y	N	Y
					3	10-05-2019	JAMUI	SONO	TERKHA	83	N	N	Y	Y	N	Y
					4	13-05-2019	JAMUI	SONO	SONO	91	N	N	Y	Y	N	Y
					5	28-06-2019	JAMUI	SIKANDARA	ITASAGAR	111	Y	N	N	N	N	Y
					6	29-06-2019	JAMUI	SIKANDARA	BHULLO	181	Y	N	N	N	N	Y
					1	20-04-2019	KISHANGANJ	DIGHAL BANK	PIPLA	53	N	N	N	N	N	N
					2	23-04-2019	KISHANGANJ	THAKURGANJ	MANKAR CHOWK	45	Y	N	N	N	N	Y
					3	10-05-2019	KISHANGANJ	THAKURGANJ	NONIA TARI	52	N	N	N	Y	N	N
					4	12-05-2019	KISHANGANJ	POTHYA	KHEKI BASTI	60	N	N	N	Y	N	N
					5	20-06-2019	KISHANGANJ	THAKURGANJ	CHAUKUT	67	N	N	N	N	N	Y
					6	25-06-2019	KISHANGANJ	POTHYA	GOVINDPUR	61	N	N	N	Y	N	N
					6	15-06-2019	EAST CHAMPARAN	BANKATWA	BIJANI	35	N	N	N	N	Y	N
					5	11-06-2019	EAST CHAMPARAN	AADAPUR	SHYAMPUR	80	N	N	N	N	Y	N
					4	17-05-2019	EAST CHAMPARAN	KOTWA	JASAILIPATTI	80	Y	N	N	N	Y	N
					3	10-05-2019	EAST CHAMPARAN	BANKATWA	BIJDHARI	70	Y	N	N	N	Y	N
					2	25-04-2019	EAST CHAMPARAN	CHAKIA	BISHUNPUR	24	N	N	N	N	Y	N
					1	18-04-2019	EAST CHAMPARAN	KOTWA	GADHWA KHAJU	29	N	N	N	N	Y	N
					3	28-06-2019	MADHUBANI	MADHEPUR	PARSAD	50	Y	N	N	N	Y	Y
					2	16-05-2019	MADHUBANI	PANDAUL	MAKSUDA	45	Y	N	N	N	Y	Y
					1	09-04-2019	MADHUBANI	KALUAHI	PURSOLIA	40	Y	N	N	N	Y	Y

State	Quarter ended	Year	ANNEX II - PART A QUARTERLY REPORT ON CONDUCT OF SPECIAL CAMPS BY FLCs (GOING DIGITAL)												
			Bank Name	FLC Code	Sr. No. of Camp	Date of camp (DD/MM/YYYY)	District	Block	Village	No. of Participants	Stakeholders present (Indicate Y/N)				
											LDM	DDM	LDO	Local Govt	NGO
CENTRAL BANK OF INDIA	5701	6	18-06-2019	SIWAN	PACHRUKHI	UKHAI	88	N	N	N	Y	N	N	Y	
CENTRAL BANK OF INDIA	5701	5	14-06-2019	SIWAN	BASANTPUR	BASAW	174	N	N	N	Y	N	N	Y	
CENTRAL BANK OF INDIA	5701	4	08-05-2019	SIWAN	PACHRUKHI	AKOPUR	63	N	N	N	Y	N	N	Y	
CENTRAL BANK OF INDIA	5701	3	03-05-2019	SIWAN	PACHRUKHI	MAHJARY	45	N	N	N	Y	N	N	Y	
CENTRAL BANK OF INDIA	5701	2	11-04-2019	SIWAN	SIWAN	AMLORI	63	N	N	N	Y	N	N	Y	
CENTRAL BANK OF INDIA	5701	1	10-04-2019	SIWAN	PACHRUKHI	MAHJARY	70	N	N	N	Y	N	N	Y	
CENTRAL BANK OF INDIA	6202	19	03-05-2019	MUZAFFARPUR	BOCHAHA	GARHACHOUK	20	N	N	N	N	N	Y	Y	
CENTRAL BANK OF INDIA	6202	18	03-05-2019	MUZAFFARPUR	BOCHAHA	AMINAUR	23	N	N	N	N	N	Y	Y	
CENTRAL BANK OF INDIA	6202	17	02-05-2019	MUZAFFARPUR	MARWAN	SUBHANKARPUR	13	N	N	N	N	N	Y	Y	
CENTRAL BANK OF INDIA	6202	16	02-05-2019	MUZAFFARPUR	MARWAN	MIYAPAKARI	20	N	N	N	N	N	Y	Y	
CENTRAL BANK OF INDIA	6202	15	11-04-2019	MUZAFFARPUR	GAYHAT	JARANG	26	N	N	N	N	N	Y	Y	
CENTRAL BANK OF INDIA	6202	14	10-04-2019	MUZAFFARPUR	MOTIPUR	JANHAGIRPUR	28	N	N	N	N	N	Y	Y	
CENTRAL BANK OF INDIA	6202	13	10-07-2019	MUZAFFARPUR	MOTIPUR	MAHIMAGOPINATH	30	N	N	N	N	N	Y	Y	
CENTRAL BANK OF INDIA	6202	12	09-04-2019	MUZAFFARPUR	SARAIYA	AMBARA CHOWK	24	N	N	N	N	N	Y	Y	
CENTRAL BANK OF INDIA	6202	11	09-04-2019	MUZAFFARPUR	SARAIYA	KALUA	28	N	N	N	N	N	Y	Y	
CENTRAL BANK OF INDIA	6202	10	06-04-2019	MUZAFFARPUR	KATARA	SHIVDASPUR	10	N	N	N	N	N	Y	Y	
CENTRAL BANK OF INDIA	6202	9	06-04-2019	MUZAFFARPUR	KATARA	VISHOHA	10	N	N	N	N	N	Y	Y	
CENTRAL BANK OF INDIA	6202	8	05-04-2019	MUZAFFARPUR	MUSHAHARI	WANKAHARIKES	19	N	N	N	N	N	Y	Y	
CENTRAL BANK OF INDIA	6202	7	05-04-2019	MUZAFFARPUR	MUSHAHARI	MANIKA	25	N	N	N	N	N	Y	Y	
CENTRAL BANK OF INDIA	6202	6	04-04-2019	MUZAFFARPUR	DHOLI	MANIKPUR	13	N	N	N	N	N	Y	Y	
CENTRAL BANK OF INDIA	6202	5	04-04-2019	MUZAFFARPUR	DHOLI	ETHARASULNAG	24	N	N	N	N	N	Y	Y	
CENTRAL BANK OF INDIA	6202	4	03-04-2019	MUZAFFARPUR	BOCHAHA	AMINAUR	20	N	N	N	N	N	Y	Y	
CENTRAL BANK OF INDIA	6202	3	03-04-2019	MUZAFFARPUR	BOCHAHA	GARAHA CHOUK	22	N	N	N	N	N	Y	Y	
CENTRAL BANK OF INDIA	6202	2	02-04-2019	MUZAFFARPUR	KANTI	DAMODARPUR	12	N	N	N	N	N	Y	Y	
CENTRAL BANK OF INDIA	6202	1	02-04-2019	MUZAFFARPUR	MARWAN	SUBHANKARPUR	17	N	N	N	N	N	Y	Y	
CENTRAL BANK OF INDIA	6301	6	12-06-2019	GOPALGANJ	MANJHA	SAFAPUR	50	N	N	N	Y	Y	Y	Y	
CENTRAL BANK OF INDIA	6301	5	05-06-2019	GOPALGANJ	THAWE	DHATINGNA	100	N	N	N	Y	N	N	Y	
CENTRAL BANK OF INDIA	6301	4	22-05-2019	GOPALGANJ	KUCHAIKOTE	KARMANI	100	Y	N	N	Y	N	Y	Y	
CENTRAL BANK OF INDIA	6301	3	10-05-2019	GOPALGANJ	MANJHA	DHARAMPARSA	100	N	Y	N	Y	N	N	Y	
CENTRAL BANK OF INDIA	6301	2	22-04-2019	GOPALGANJ	SIDHWALIA	SIDHWALIA	200	N	Y	N	Y	N	N	Y	
CENTRAL BANK OF INDIA	6301	1	08-04-2019	GOPALGANJ	BARAULI	KALYANPUR	100	N	N	N	Y	N	N	Y	
CENTRAL BANK OF INDIA	6401	13	25-06-2019	WEST CHAMPARAN	LAURIYA	BASWARIA	23	N	N	N	Y	N	Y	Y	
CENTRAL BANK OF INDIA	6401	12	07-06-2019	WEST CHAMPARAN	BAIRIA	MORWAHA	38	Y	N	N	N	N	Y	Y	
CENTRAL BANK OF INDIA	6401	11	06-06-2019	WEST CHAMPARAN	JOGPATTI	PAKARIHAR	37	N	N	N	Y	N	Y	Y	
CENTRAL BANK OF INDIA	6401	10	04-06-2019	WEST CHAMPARAN	MAHAULIA	AHWAR SHEKH	26	N	N	N	N	N	Y	Y	
CENTRAL BANK OF INDIA	6401	9	03-06-2019	WEST CHAMPARAN	NAUTAN	DHUMINAGAR	28	N	N	N	Y	Y	Y	Y	
CENTRAL BANK OF INDIA	6401	8	21-05-2019	WEST CHAMPARAN	JOGPATTI	SHEHURAWA	37	N	N	N	Y	N	Y	Y	
CENTRAL BANK OF INDIA	6401	7	10-05-2019	WEST CHAMPARAN	JOGPATTI	GORA	20	N	N	N	N	N	Y	Y	
CENTRAL BANK OF INDIA	6401	6	02-05-2019	WEST CHAMPARAN	LAURIYA	KANDHAWALIYA	61	N	N	N	Y	N	Y	Y	
CENTRAL BANK OF INDIA	6401	5	23-04-2019	WEST CHAMPARAN	BETIAH	BANUCHAPAR	22	N	N	N	N	N	Y	Y	
CENTRAL BANK OF INDIA	6401	4	20-04-2019	WEST CHAMPARAN	BAGAHA 1	PARSAUNI FARM	32	N	N	N	Y	N	Y	Y	
CENTRAL BANK OF INDIA	6401	3	11-04-2019	WEST CHAMPARAN	LAURIYA	MATHIYA	51	N	N	N	Y	N	Y	Y	
CENTRAL BANK OF INDIA	6401	2	06-04-2019	WEST CHAMPARAN	NARKATIYAGANJ	KEHUNIYA	40	N	N	N	Y	N	Y	Y	
CENTRAL BANK OF INDIA	6401	1	04-04-2019	WEST CHAMPARAN	NARKATIYAGANJ	SHIKARPUR	56	N	N	N	N	N	Y	Y	
CENTRAL BANK OF INDIA	7101	4	06-06-2019	KATHAR	KADWA	KADWA	176	N	N	N	Y	N	N	Y	

ANNEX II - PART A  
 QUARTERLY REPORT ON CONDUCT OF SPECIAL CAMPS BY FLCs (GOING DIGITAL)

State	Bihar		Bank Name	FLC Code	Sr. No. of Camp	Date of camp (DD/MM/YYYY)	District	Block	Village	No. of Participants	Stakeholders present (Indicate Y/N)							
	Quarter ended	Year									LDM	DDM	LDO	Local Govt	NGO	BC	Others	
		2019																
CENTRAL BANK OF INDIA	7101	3	03-06-2019	KATIHAR	MANSABI	KAJRA				200	N	N	N	N	N	Y		
CENTRAL BANK OF INDIA	7101	2	28-05-2019	KATIHAR	MANSABI	LAHSA				42	N	Y	N	N	N	N	Y	
CENTRAL BANK OF INDIA	7101	1	27-05-2019	KATIHAR	KATIHAR	KATIHAR				31	N	N	N	N	N	N	Y	
CENTRAL BANK OF INDIA	7101	10	19-06-2019	KATIHAR	MANIHARI	MANIHARI				43	N	N	N	N	N	N	Y	
CENTRAL BANK OF INDIA	7101	9	15-06-2019	KATIHAR	MANSABI	DUMARIA				49	N	N	N	N	N	N	Y	
CENTRAL BANK OF INDIA	7101	8	14-06-2019	KATIHAR	MANSABI	MOHANPUR				101	N	Y	N	N	N	N	Y	
CENTRAL BANK OF INDIA	7101	7	09-06-2019	KATIHAR	KADWA	NIHRA				33	N	N	N	N	N	N	Y	
CENTRAL BANK OF INDIA	7101	6	08-06-2019	KATIHAR	HASANGANJ	KHANWA				47	N	N	N	N	N	N	Y	
CENTRAL BANK OF INDIA	7101	5	07-06-2019	KATIHAR	BALRAMPUR	BALRAMPUR				222	N	N	N	N	N	N	Y	
CENTRAL BANK OF INDIA	8901	10	15-06-2019	VAISHALI	BHAGWANPUR	BAJUARA				34	N	N	N	N	N	Y	Y	
CENTRAL BANK OF INDIA	8901	9	30-05-2019	VAISHALI	VAISHALI	MADOPUR				40	N	N	N	N	Y	Y	Y	
CENTRAL BANK OF INDIA	8901	8	27-05-2019	VAISHALI	VAISHALI	JANDAHA				50	N	N	N	N	Y	Y	Y	
CENTRAL BANK OF INDIA	8901	7	22-05-2019	VAISHALI	VAISHALI	RAJAPAKAR				35	N	N	N	N	N	Y	Y	
CENTRAL BANK OF INDIA	8901	6	20-05-2019	VAISHALI	VAISHALI	RAJAPAKAR				38	N	N	N	N	N	Y	Y	
CENTRAL BANK OF INDIA	8901	5	26-04-2019	VAISHALI	VAISHALI	BIDUPUR				40	N	N	N	N	Y	Y	Y	
CENTRAL BANK OF INDIA	8901	4	23-04-2019	VAISHALI	VAISHALI	LALGANJ				32	N	N	N	N	N	Y	Y	
CENTRAL BANK OF INDIA	8901	3	11-04-2019	VAISHALI	VAISHALI	HAIJIPUR				45	Y	N	N	Y	Y	Y	Y	
CENTRAL BANK OF INDIA	8901	2	06-04-2019	VAISHALI	VAISHALI	HAIJIPUR				34	Y	N	N	N	Y	Y	Y	
CENTRAL BANK OF INDIA	8901	1	05-04-2019	VAISHALI	VAISHALI	BIDUPUR				44	N	N	N	N	Y	Y	Y	
PUNJAB NATIONAL BANK	1	1	06-06-2019	NAWADA	NAWADA	BHAGWANPUR				30	Y	N	N	Y	N	N	N	
PUNJAB NATIONAL BANK	2	2	06-07-2019	NAWADA	NAWADA	JAMUANWAN				66	N	N	N	N	N	N	N	
PUNJAB NATIONAL BANK	3	3	12-06-2019	NAWADA	NAWADA	NAWADA				13	N	N	Y	Y	N	N	N	
PUNJAB NATIONAL BANK	4	4	06-06-2019	AURANGABAD	AURANGABAD	RATAUNA				108	Y	N	N	Y	N	N	N	
PUNJAB NATIONAL BANK	5	5	07-06-2019	ARWAL	ARWAL	ARWAL				102	Y	N	N	N	N	N	N	
PUNJAB NATIONAL BANK	6	6	05-06-2019	GAYA	CHANDAUTI	CHANDAUTI				115	Y	N	N	Y	N	N	N	
PUNJAB NATIONAL BANK	7	7	03-06-2019	JEHANABAD	JEHANABAD	KANAUDI				74	Y	N	N	Y	N	N	N	
PUNJAB NATIONAL BANK	8	8	05-06-2019	LAKHISARAI	LAKHISARAI	LAKHISARAI				86	Y	N	N	Y	N	N	N	
PUNJAB NATIONAL BANK	9	9	12-06-2019	NALANDA	BIHARSHARIF	NAVINAGAR				67	Y	N	N	Y	N	N	N	
PUNJAB NATIONAL BANK	10	10	20-06-2019	NALANDA	RAJGIR	CHABILAPUR				76	Y	N	N	N	N	N	N	
CANARA BANK	79	2	27-05-2019	SHEIKHPURA	CHEWARA	PIND				85	N	N	N	N	N	N	Y	
CANARA BANK	79	1	26-04-2019	SHEIKHPURA	SHEIKHOPIUR SARA	SHEIKHOPIUR SARA				250	Y	N	N	Y	N	N	Y	
CANARA BANK	79	3	28-06-2019	SHEIKHPURA	BARBIGHA	BARBIGHA				180	N	N	N	Y	N	N	Y	
BANK OF BARODA	1	1	03-06-2019	SITAMARHI	PARIHAR	SUTHARA				52	Y	N	Y	N	N	Y	N	
BANK OF BARODA	1	6	07-06-2019	SITAMARHI	SUNSAIDPUR	PARARI				60	Y	N	N	N	N	Y	N	
BANK OF BARODA	1	5	07-06-2019	SITAMARHI	MANIKCHOWK	MANIKCHOWK				72	Y	N	N	N	N	Y	N	
BANK OF BARODA	1	4	06-06-2019	SITAMARHI	RAIPUR	RAIPUR				48	Y	N	N	N	N	Y	N	
BANK OF BARODA	1	3	04-06-2019	SITAMARHI	BAIRGANI	NANDWARA				58	Y	N	N	N	N	Y	N	
BANK OF BARODA	1	2	04-06-2019	SITAMARHI	PARSAUNI	KORAHARBANS				55	Y	N	N	N	N	Y	N	
BANK OF BARODA	2	1	06-06-2019	SHEOHAR	SHEOHAR	SUMHAULI				65	Y	N	N	N	N	Y	N	
DAKSHIN BIHAR GRAMIN BANK	3701	2	24-04-2019	KAIMUR	BHAGWANPUR	DHARCHOLI				104	N	N	N	N	Y	N	Y	
DAKSHIN BIHAR GRAMIN BANK	3701	1	15-04-2019	KAIMUR	BHABHUA	SUKHARIPUR				105	N	N	N	N	Y	Y	Y	
DAKSHIN BIHAR GRAMIN BANK	3701	2	08-05-2019	KAIMUR	DURGAWATE	KUDARI				101	N	N	N	N	Y	Y	Y	
DAKSHIN BIHAR GRAMIN BANK	3701	1	03-05-2019	KAIMUR	RAMGARH	MADARI				106	N	N	N	N	Y	Y	Y	
DAKSHIN BIHAR GRAMIN BANK	3701	1	03-05-2019	KAIMUR	RAMGARH	MADARI				106	N	N	N	N	Y	Y	Y	
DAKSHIN BIHAR GRAMIN BANK	3701	2	06-06-2019	KAIMUR	BHABHUA	SAHPUR				101	N	N	N	Y	N	Y	N	

## QUARTERLY REPORT ON CONDUCT OF SPECIAL CAMPS BY FLCs (GOING DIGITAL)

State	Quarter ended	Year	Bank Name	FLC Code	Sr. No. of Camp	Date of camp (DD/MM/YYYY)	District	Block	Village	No. of Participants	Stakeholders present (Indicate Y/N)						
											LDM	DDM	LDO	Local Govt	NGO	BC	Others
Bihar	June	2019	DAKSHIN BIHAR GRAMIN BANK	3701	1	03-06-2019	KAIMUR	CHAINPUR	CHAINPUR	102	N	N	N	N	Y	Y	Y
			DAKSHIN BIHAR GRAMIN BANK	4501	2	03-04-2019	BUXAR	SIMRI	NIYAJIPUR	50	N	N	N	N	N	Y	Y
			DAKSHIN BIHAR GRAMIN BANK	4501	1	02-04-2019	BUXAR	DUMRAON	PURANA BHOJPUR	56	N	N	N	N	N	Y	Y
			DAKSHIN BIHAR GRAMIN BANK	4501	2	06-05-2019	BUXAR	NAWANAGAR	KATKINAR	45	N	N	N	N	N	Y	Y
			DAKSHIN BIHAR GRAMIN BANK	4501	1	03-04-2019	BUXAR	BARKA GAON	BARKA GAON	63	N	N	N	N	N	Y	Y
			DAKSHIN BIHAR GRAMIN BANK	4501	2	06-05-2019	BUXAR	NAWANAGAR	KATKINAR	45	N	N	N	N	N	Y	Y
			DAKSHIN BIHAR GRAMIN BANK	4501	1	03-05-2019	BUXAR	BUXAR	BARKA GAON	63	N	N	N	N	N	Y	Y
			DAKSHIN BIHAR GRAMIN BANK	4501	2	04-06-2019	BUXAR	NAWANAGAR	NAWANAGAR	50	N	N	N	N	N	Y	Y
			DAKSHIN BIHAR GRAMIN BANK	4501	1	03-06-2019	BUXAR	BRAMPUR	BAGEN	40	N	N	N	N	N	Y	Y
			DAKSHIN BIHAR GRAMIN BANK	5101	2	22-04-2019	NALANDA	HARNAUT	SEVDAH	54	N	N	N	N	N	Y	Y
			DAKSHIN BIHAR GRAMIN BANK	5101	1	17-04-2019	NALANDA	EKANGARSARAI	CHAMERA	52	N	N	N	N	N	Y	Y
			DAKSHIN BIHAR GRAMIN BANK	5101	2	28-05-2019	NALANDA	HARNAUT	SEVDAH	56	N	N	N	N	N	Y	Y
			DAKSHIN BIHAR GRAMIN BANK	5101	1	01-05-2019	NALANDA	EKANGARSARAI	CHAMERA	78	N	N	N	N	N	Y	Y
			DAKSHIN BIHAR GRAMIN BANK	5101	2	29-06-2019	NALANDA	HARNAUT	SEVDAH	47	N	N	N	N	N	Y	Y
			DAKSHIN BIHAR GRAMIN BANK	5101	1	12-06-2019	NALANDA	EKANGARSARAI	CHAMERA	54	N	N	N	N	N	Y	Y
			DAKSHIN BIHAR GRAMIN BANK	5201	2	24-04-2019	BHOJPUR	ARA	SANADIYA	57	N	Y	N	N	N	Y	Y
			DAKSHIN BIHAR GRAMIN BANK	5201	1	22-04-2019	BHOJPUR	ARA	SOBIDUMRAH	24	N	N	N	N	N	Y	N
			DAKSHIN BIHAR GRAMIN BANK	5201	2	14-05-2019	BHOJPUR	ARA	NAWADA THANA	22	N	N	N	N	N	Y	N
			DAKSHIN BIHAR GRAMIN BANK	5201	1	03-05-2019	BHOJPUR	ARA	BIHAR MILL	37	N	N	N	N	N	Y	N
			DAKSHIN BIHAR GRAMIN BANK	5201	2	21-05-2019	NAWADA	AKBARPUR	CHAATAR	105	N	N	N	N	Y	Y	Y
			DAKSHIN BIHAR GRAMIN BANK	5201	4	27-06-2019	BHOJPUR	JAGDISHPUR	PARASIYA	34	N	N	N	N	N	Y	Y
			DAKSHIN BIHAR GRAMIN BANK	5201	3	24-06-2019	BHOJPUR	ARA	GORHANA	23	N	N	N	N	N	Y	Y
			DAKSHIN BIHAR GRAMIN BANK	5201	2	21-06-2019	BHOJPUR	KOILWAR	KULHARIA	17	N	N	N	N	N	Y	Y
			DAKSHIN BIHAR GRAMIN BANK	5201	1	20-06-2019	BHOJPUR	SAHPUR	RANISARIA	35	N	N	N	N	N	Y	Y
			DAKSHIN BIHAR GRAMIN BANK	5801	2	25-04-2019	AURANGABAD	DEO	BASDIHA	47	N	N	N	Y	Y	Y	Y
			DAKSHIN BIHAR GRAMIN BANK	5801	1	02-04-2019	AURANGABAD	KUTUMBA	MAHARAJANJ	51	N	N	N	Y	Y	Y	Y
			DAKSHIN BIHAR GRAMIN BANK	5801	2	22-05-2019	AURANGABAD	NAVINAGAR	MAJHIWANAN	42	N	N	N	Y	Y	Y	Y
			DAKSHIN BIHAR GRAMIN BANK	5801	1	03-05-2019	AURANGABAD	DAUDNAGAR	PILCHHI	30	N	N	N	Y	Y	Y	Y
			DAKSHIN BIHAR GRAMIN BANK	5801	5	07-06-2019	AURANGABAD	KUTUMBA	SANDA	38	N	N	N	Y	Y	Y	Y
			DAKSHIN BIHAR GRAMIN BANK	5801	4	07-06-2019	AURANGABAD	KUTUMBA	JAMUNA	40	N	N	N	Y	Y	Y	Y
			DAKSHIN BIHAR GRAMIN BANK	5801	3	04-06-2019	AURANGABAD	NAVINAGAR	TANDWA	44	N	N	N	Y	Y	Y	Y
			DAKSHIN BIHAR GRAMIN BANK	5801	1	04-06-2019	AURANGABAD	DAUDNAGAR	SANSA	42	N	N	N	Y	Y	Y	Y
			DAKSHIN BIHAR GRAMIN BANK	5801	2	03-06-2019	AURANGABAD	OBRA	AKAUNA	48	N	N	N	Y	Y	Y	Y
			DAKSHIN BIHAR GRAMIN BANK	5801	1	03-06-2019	AURANGABAD	OBRA	CHAPRA	41	N	N	N	Y	Y	Y	Y
			DAKSHIN BIHAR GRAMIN BANK	5901	2	29-04-2019	NAWADA	KASHCHAK	BAURHI	130	N	N	N	N	Y	N	Y
			DAKSHIN BIHAR GRAMIN BANK	5901	1	17-04-2019	NAWADA	GOVINDPUR	DANIYAAR	155	N	N	N	N	Y	Y	Y
			DAKSHIN BIHAR GRAMIN BANK	5901	1	07-05-2019	NAWADA	HISUA	BHOLA BIGHA	110	N	N	N	N	Y	Y	Y
			DAKSHIN BIHAR GRAMIN BANK	5901	2	26-06-2019	NAWADA	ROH	MADARAA	115	N	N	N	N	N	Y	Y
			DAKSHIN BIHAR GRAMIN BANK	5901	1	10-06-2019	NAWADA	MESKAUR	GANGWARA	100	N	N	N	N	N	Y	Y
			DAKSHIN BIHAR GRAMIN BANK	6001	2	09-04-2019	PATNA	MASAUDHI	BARDIHA	120	N	N	N	Y	N	Y	Y
			DAKSHIN BIHAR GRAMIN BANK	6001	1	05-04-2019	PATNA	PALIGANJ	BIKRAM	130	N	N	N	Y	N	Y	Y
			DAKSHIN BIHAR GRAMIN BANK	6001	2	30-05-2019	PATNA	DHANARUA	GAURICHAK	110	N	N	N	N	Y	Y	Y
			DAKSHIN BIHAR GRAMIN BANK	6001	1	28-05-2019	PATNA	FATUHA	FATUHA	145	N	N	N	Y	N	Y	Y
			DAKSHIN BIHAR GRAMIN BANK	6001	1	03-06-2019	PATNA	DANIYAWA	DANIYAWA	50	N	N	N	Y	N	Y	Y
			DAKSHIN BIHAR GRAMIN BANK	6001	5	07-06-2019	PATNA	BIHTA	ANANDPUR	100	N	N	N	Y	N	Y	Y

ANNEX II - PART A  
QUARTERLY REPORT ON CONDUCT OF SPECIAL CAMPS BY FLCs (GOING DIGITAL)

State	Bihar		FLC Code	Sr. No. of Camp	Date of camp (DD/MM/YYYY)	District	Block	Village	No. of Participants	Stakeholders present (Indicate Y/N)				
	Quarter ended	Year								LDM	DDM	LDO	Local Govt	NGO
DAKSHIN BIHAR GRAMIN BANK	6001	06-07-2019	PATNA	SAMPATCHAK	GAURICHAK	100	N	N	Y	N	Y	Y		
DAKSHIN BIHAR GRAMIN BANK	6001	04-06-2019	PATNA	FULWARI	SIMRA	50	N	N	Y	N	Y	Y		
DAKSHIN BIHAR GRAMIN BANK	6001	03-06-2019	PATNA	DANIYAWA	FATUHA	35	N	N	Y	N	Y	Y		
DAKSHIN BIHAR GRAMIN BANK	6701	16-04-2019	ROHTAS	NASRIGANJ	TRUKBIGHA	48	N	N	Y	N	Y	Y		
DAKSHIN BIHAR GRAMIN BANK	6701	15-04-2019	ROHTAS	KARAKAT	CHAUAGAIN	56	N	N	Y	N	N	Y		
DAKSHIN BIHAR GRAMIN BANK	6701	06-05-2019	ROHTAS	SHIVSAGAR	DARIGAON	49	N	N	N	N	Y	Y		
DAKSHIN BIHAR GRAMIN BANK	6701	04-04-2019	ROHTAS	SASARAM	AMRATALAB	41	N	N	N	N	Y	Y		
DAKSHIN BIHAR GRAMIN BANK	6701	13-06-2019	ROHTAS	SASARAM	MURADABAD	51	N	N	Y	N	Y	Y		
DAKSHIN BIHAR GRAMIN BANK	6701	12-06-2019	ROHTAS	SASARAM	TAKIYA	46	N	N	Y	N	N	Y		
DAKSHIN BIHAR GRAMIN BANK	7001	29-04-2019	GAYA	WAZIRGANJ	UKAHARA	42	N	N	Y	N	Y	Y		
DAKSHIN BIHAR GRAMIN BANK	7001	03-04-2019	GAYA	ATARI	TEUSA	52	N	N	N	Y	Y	Y		
DAKSHIN BIHAR GRAMIN BANK	7001	21-05-2019	GAYA	MOHRA	TETARU	38	N	N	N	N	Y	Y		
DAKSHIN BIHAR GRAMIN BANK	7001	08-05-2019	GAYA	TEKARI	DIGHRAURA	52	N	N	N	N	Y	Y		
DAKSHIN BIHAR GRAMIN BANK	7001	29-06-2019	GAYA	PARAIYA	VINOBA NAGAR	42	N	N	N	N	Y	Y		
DAKSHIN BIHAR GRAMIN BANK	7001	12-06-2019	GAYA	BELAGANJ	PANDABIGHA	46	N	N	N	N	Y	Y		
DAKSHIN BIHAR GRAMIN BANK	8101	06-04-2019	JEHANABAD	KAKO	AMTHUA	110	N	N	Y	N	N	Y		
DAKSHIN BIHAR GRAMIN BANK	8101	03-04-2019	JEHANABAD	HULASGANJ	KOKARSARA	105	N	N	Y	N	Y	Y		
DAKSHIN BIHAR GRAMIN BANK	8101	02-05-2019	JEHANABAD	JEHANABAD	RAJABAZAR	80	N	N	Y	N	Y	Y		
DAKSHIN BIHAR GRAMIN BANK	8101	02-05-2019	JEHANABAD	JEHANABAD	JEHANABAD	90	N	N	Y	N	Y	Y		
DAKSHIN BIHAR GRAMIN BANK	8101	07-07-2019	JEHANABAD	KAKO	BIBIPUR	40	N	N	Y	N	N	Y		
DAKSHIN BIHAR GRAMIN BANK	8101	07-06-2019	JEHANABAD	MODDANGANJ	GANDHAR	50	N	N	Y	N	Y	Y		
DAKSHIN BIHAR GRAMIN BANK	8101	06-06-2019	JEHANABAD	MAKHDUMPUR	ALUABIGHA	50	N	N	Y	N	Y	Y		
DAKSHIN BIHAR GRAMIN BANK	8101	04-06-2019	JEHANABAD	GHOSI	KURA	60	N	N	Y	N	Y	Y		
DAKSHIN BIHAR GRAMIN BANK	8101	03-06-2019	JEHANABAD	KAKO	MAI	50	N	N	Y	N	Y	Y		
DAKSHIN BIHAR GRAMIN BANK	8101	03-06-2019	JEHANABAD	JEHANABAD	PINJOURA	70	N	N	Y	N	Y	Y		
DAKSHIN BIHAR GRAMIN BANK	8501	26-04-2019	KHAGARIA	GOGRI	GOGRI	91	N	N	N	N	Y	Y		
DAKSHIN BIHAR GRAMIN BANK	8501	12-04-2019	KHAGARIA	GOGRI	MADARPUR	78	N	N	N	N	Y	Y		
DAKSHIN BIHAR GRAMIN BANK	8501	29-05-2019	KHAGARIA	ALLOULI	KHOTHA	64	N	N	N	N	Y	Y		
DAKSHIN BIHAR GRAMIN BANK	8501	07-05-2019	KHAGARIA	ALLOULI	BHIKHARI GHAT	71	N	N	N	N	Y	Y		
DAKSHIN BIHAR GRAMIN BANK	8501	28-06-2019	KHAGARIA	KHAGARIA	OLAPUR	76	N	N	N	N	Y	Y		
DAKSHIN BIHAR GRAMIN BANK	8501	04-06-2019	KHAGARIA	KHAGARIA	KOTHIA	83	N	N	N	N	Y	Y		
DAKSHIN BIHAR GRAMIN BANK	10901	05-04-2019	ARWAL	ARWAL	PARSHADI ENGLIS	40	N	N	Y	Y	Y	Y		
DAKSHIN BIHAR GRAMIN BANK	10901	03-04-2019	ARWAL	ARWAL	ROJAPAR	36	N	N	Y	Y	Y	Y		
DAKSHIN BIHAR GRAMIN BANK	10901	15-05-2019	ARWAL	ARWAL	UMERABAD	31	N	N	Y	Y	Y	Y		
UTTAR BIHAR GRAMIN BANK	4802	03-06-2019	SUPAUL	JADIAHAT	PARSAGARHI	96	N	N	N	N	Y	Y		
UTTAR BIHAR GRAMIN BANK	4802	03-06-2019	SUPAUL	JADIAHAT	HIRAPATTI	87	N	N	N	N	Y	Y		
UTTAR BIHAR GRAMIN BANK	4802	30-05-2019	SUPAUL	THUMHA	BASHA	92	N	N	N	Y	Y	Y		
UTTAR BIHAR GRAMIN BANK	4802	24-05-2019	SUPAUL	JADIAHAT	PHULKAHA	86	N	N	N	N	Y	Y		
UTTAR BIHAR GRAMIN BANK	4802	26-04-2019	SUPAUL	THUMHA	BISHANPUR	85	N	N	N	N	Y	Y		
UTTAR BIHAR GRAMIN BANK	5002	16-04-2019	SITAMARHI	NANPUR	JAGDISHPUR	91	N	N	Y	N	Y	Y		
UTTAR BIHAR GRAMIN BANK	5002	10-04-2019	SITAMARHI	RUNNI SAIDPUR	CHAKKI RAMPUR	82	N	N	N	Y	Y	Y		
UTTAR BIHAR GRAMIN BANK	5002	21-05-2019	SITAMARHI	CHORAUT	BARRI BEHTA	81	N	N	Y	N	Y	Y		
UTTAR BIHAR GRAMIN BANK	5002	08-05-2019	SITAMARHI	NANPUR	BRAHMAULI	93	N	N	Y	N	Y	Y		
UTTAR BIHAR GRAMIN BANK	5002	29-04-2019	SITAMARHI	DUMRA	KUMHARA BIHSANP	72	N	N	Y	N	Y	Y		
UTTAR BIHAR GRAMIN BANK	5002	26-04-2019	SITAMARHI	BAJPATTI	RASALPUR	58	N	N	Y	N	Y	Y		

## QUARTERLY REPORT ON CONDUCT OF SPECIAL CAMPS BY FLCs (GOING DIGITAL)

State	Quarter ended	Year	Bank Name	FLC Code	Sr. No. of Camp	Date of camp (DD/MM/YYYY)	District	Block	Village	No. of Participants	Stakeholders present (Indicate Y/N)					
											LDM	DDM	LDO	Local Govt	NGO	BC
Bihar	June	2019	UTTAR BIHAR GRAMIN BANK	5002	4	26-04-2019	SITAMARHI	RIGA	SIMRAI	79	N	N	Y	N	Y	Y
			UTTAR BIHAR GRAMIN BANK	5002	3	20-04-2019	SITAMARHI	RUNNI SAIDPUR	RAINSHANKAR	93	N	N	Y	N	Y	Y
			UTTAR BIHAR GRAMIN BANK	5002	12	25-06-2019	SITAMARHI	PUPARI	GANGTI	66	N	N	N	N	Y	Y
			UTTAR BIHAR GRAMIN BANK	5002	11	30-05-2019	SITAMARHI	PUPARI	NARAYANPUR	70	N	N	N	N	Y	Y
			UTTAR BIHAR GRAMIN BANK	5002	10	28-05-2019	SITAMARHI	RIGA	KHARBA	78	N	N	N	N	Y	Y
			UTTAR BIHAR GRAMIN BANK	5002	9	27-05-2019	SITAMARHI	SURSAND	KORLAHIYA	80	N	N	N	N	Y	Y
			UTTAR BIHAR GRAMIN BANK	5002	18	06-06-2019	SITAMARHI	RAIPUR	RAIPUR	79	N	N	N	N	Y	Y
			UTTAR BIHAR GRAMIN BANK	5002	17	04-06-2019	SITAMARHI	BARGAINIYA	NANDWARA	77	N	N	N	N	Y	Y
			UTTAR BIHAR GRAMIN BANK	5002	16	04-06-2019	SITAMARHI	PARSAUNI	KORA HARBANSH	76	N	N	N	N	Y	Y
			UTTAR BIHAR GRAMIN BANK	5002	15	03-06-2019	SITAMARHI	SURSAND	SUTHARA	81	N	N	N	N	Y	Y
			UTTAR BIHAR GRAMIN BANK	5002	14	29-06-2019	SITAMARHI	CHORAUT	CHANDRASAINA	80	N	N	N	N	Y	Y
			UTTAR BIHAR GRAMIN BANK	5002	13	27-06-2019	SITAMARHI	BOKHRA	BHANKAUL	74	N	N	N	N	Y	Y
			UTTAR BIHAR GRAMIN BANK	5002	19	07-06-2019	SITAMARHI	MANIKCHOWK	MANIKCHOWK	83	N	N	N	N	Y	Y
			UTTAR BIHAR GRAMIN BANK	5002	20	07-06-2019	SITAMARHI	RUNNI SAIDPUR	RUNNI SAIDPUR	86	N	N	N	N	Y	Y
			UTTAR BIHAR GRAMIN BANK	5302	8	07-05-2019	EAST CHAMPARAN	KALYANPUR	GARIBA	82	N	N	N	N	Y	Y
			UTTAR BIHAR GRAMIN BANK	5302	7	29-04-2019	EAST CHAMPARAN	KALYANPUR	SAHAR CHURAMAN	78	N	N	N	N	Y	Y
			UTTAR BIHAR GRAMIN BANK	5302	6	25-04-2019	EAST CHAMPARAN	MOTIHARI	SEMARIA	76	N	N	N	N	Y	Y
			UTTAR BIHAR GRAMIN BANK	5302	5	24-04-2019	EAST CHAMPARAN	BANKATWA	INDARWA PHULWAR	81	N	N	N	N	Y	Y
			UTTAR BIHAR GRAMIN BANK	5302	4	23-04-2019	EAST CHAMPARAN	KALYANPUR	GARIBA	77	N	N	N	N	Y	Y
			UTTAR BIHAR GRAMIN BANK	5302	3	11-04-2019	EAST CHAMPARAN	CHIRAIYA	KOIALASI	87	N	N	N	N	Y	Y
			UTTAR BIHAR GRAMIN BANK	5302	2	09-04-2019	EAST CHAMPARAN	HARSIDHI	HARPUR RAY	89	N	N	N	N	Y	Y
			UTTAR BIHAR GRAMIN BANK	5302	1	03-04-2019	EAST CHAMPARAN	KOTWA	KANTH CHAPRA	86	N	N	N	N	Y	Y
			UTTAR BIHAR GRAMIN BANK	5302	15	06-06-2019	EAST CHAMPARAN	ARERAJ	NAGDAHA	76	N	N	N	N	Y	Y
			UTTAR BIHAR GRAMIN BANK	5302	14	06-06-2019	EAST CHAMPARAN	HARSIDHI	GHIWADHAR	77	N	N	N	N	Y	Y
			UTTAR BIHAR GRAMIN BANK	5302	13	04-06-2019	EAST CHAMPARAN	HARSIDHI	GAIGHAT	82	N	N	N	N	Y	Y
			UTTAR BIHAR GRAMIN BANK	5302	12	16-05-2019	EAST CHAMPARAN	CHIRAIYA	KHORA	80	N	N	N	N	Y	Y
			UTTAR BIHAR GRAMIN BANK	5302	11	14-05-2019	EAST CHAMPARAN	CHIRAIYA	KOILASI	77	N	N	N	N	Y	Y
			UTTAR BIHAR GRAMIN BANK	5302	10	10-05-2019	EAST CHAMPARAN	KOTWA	SAGARCHURAMAN	74	N	N	N	N	Y	Y
			UTTAR BIHAR GRAMIN BANK	5302	9	08-05-2019	EAST CHAMPARAN	PATAHI	KODARIA	84	N	N	N	N	Y	Y
			UTTAR BIHAR GRAMIN BANK	5402	7	06-06-2019	MADHUBANI	PANDOU	MEGHAUL	78	N	N	N	N	Y	n
			UTTAR BIHAR GRAMIN BANK	5402	6	28-05-2019	MADHUBANI	RAHIKA	BELAM	86	N	N	N	Y	Y	Y
			UTTAR BIHAR GRAMIN BANK	5402	5	10-05-2019	MADHUBANI	BISFI	CHAPARIA	87	N	N	N	N	Y	Y
			UTTAR BIHAR GRAMIN BANK	5402	4	09-05-2019	MADHUBANI	BENIPATTI	DUMRA	92	N	N	N	N	Y	Y
			UTTAR BIHAR GRAMIN BANK	5402	3	21-04-2019	MADHUBANI	BENIPATTI	KESULI	85	N	N	N	N	Y	Y
			UTTAR BIHAR GRAMIN BANK	5402	2	18-04-2019	MADHUBANI	MADHWAPUR	PIHWARA	87	N	N	N	N	Y	Y
			UTTAR BIHAR GRAMIN BANK	5402	1	11-04-2019	MADHUBANI	BENIPATTI	CHAMPURA	89	N	N	N	N	Y	Y
			UTTAR BIHAR GRAMIN BANK	5402	16	22-05-2019	MADHUBANI	BABUBARHI	BHATGAMA	97	N	N	N	N	Y	Y
			UTTAR BIHAR GRAMIN BANK	5402	15	21-06-2019	MADHUBANI	LADANIA	CHIKNAUTABA	96	N	N	N	N	Y	Y
			UTTAR BIHAR GRAMIN BANK	5402	14	06-05-2019	MADHUBANI	PHULPARAS	DHANAUA	90	N	N	N	N	Y	Y
			UTTAR BIHAR GRAMIN BANK	5402	13	15-04-2019	MADHUBANI	LAUKHI	MAHTHOUR GOTH	88	N	N	N	N	Y	Y
			UTTAR BIHAR GRAMIN BANK	5402	12	16-04-2019	MADHUBANI	JHANJHARPUR	KHARRAKH	86	N	N	N	N	Y	Y
			UTTAR BIHAR GRAMIN BANK	5402	11	12-04-2019	MADHUBANI	BABUBARHI	JAGANNATHPUR	95	N	N	N	N	Y	Y
			UTTAR BIHAR GRAMIN BANK	5402	10	10-04-2019	MADHUBANI	JHANJHARPUR	BALNI MEHATH	84	N	N	N	N	Y	Y
			UTTAR BIHAR GRAMIN BANK	5402	9	24-06-2019	MADHUBANI	BENIPATTI	NAGDAH BALAIN	94	N	N	N	N	Y	Y
			UTTAR BIHAR GRAMIN BANK	5402	8	07-06-2019	MADHUBANI	PANDOU	BIROUL	92	N	N	N	N	Y	Y

## QUARTERLY REPORT ON CONDUCT OF SPECIAL CAMPS BY FLCs (GOING DIGITAL)

State	Bihar		Bank Name	FLC Code	Sr. No. of Camp	Date of camp (DD/MM/YYYY)	District	Block	Village	No. of Participants	Stakeholders present (Indicate Y/N)					
	Quarter ended	Year									LDM	DDM	LDO	Local Govt	NGO	BC
			UTTAR BIHAR GRAMIN BANK	5702	2	29-04-2019	SIWAN	BHAGWANPUR HAT	KONRAR	80	N	N	N	Y	N	N
			UTTAR BIHAR GRAMIN BANK	5702	1	26-04-2019	SIWAN	BHAGWANPUR HAT	MORAKHAS	81	N	N	N	Y	N	N
			UTTAR BIHAR GRAMIN BANK	5702	6	18-06-2019	SIWAN	ZIRADEI	MIYA KE BHATKAN	79	N	N	N	Y	N	N
			UTTAR BIHAR GRAMIN BANK	5702	4	13-06-2019	SIWAN	SIWAN	CHANAUR	82	N	N	N	Y	N	N
			UTTAR BIHAR GRAMIN BANK	5702	4	11-06-2019	SIWAN	DARAUNDA	RAMSAPUR	86	N	N	N	Y	N	N
			UTTAR BIHAR GRAMIN BANK	5702	3	30-04-2019	SIWAN	SIWAN	SUJAN	78	N	N	N	Y	N	N
			UTTAR BIHAR GRAMIN BANK	5702	8	26-06-2019	SIWAN	RAGHUNATHPUR	RAJPUR	84	N	N	N	N	N	N
			UTTAR BIHAR GRAMIN BANK	5702	7	24-06-2019	SIWAN	RAGHUNATHPUR	PANJAWAR	83	N	N	N	Y	N	N
			UTTAR BIHAR GRAMIN BANK	6202	15	03-06-2019	MUZAFFARPUR	MEENAPUR	ALINEURA	74	N	N	N	Y	N	Y
			UTTAR BIHAR GRAMIN BANK	6202	14	21-05-2019	MUZAFFARPUR	KUDHANI	TELIYA	75	N	N	N	Y	N	Y
			UTTAR BIHAR GRAMIN BANK	6202	13	15-05-2019	MUZAFFARPUR	KUDHANI	LUKTI	71	N	N	N	Y	N	Y
			UTTAR BIHAR GRAMIN BANK	6202	12	15-05-2019	MUZAFFARPUR	KANTI	SAHWAJPUR II	84	N	N	N	Y	N	Y
			UTTAR BIHAR GRAMIN BANK	6202	11	14-05-2019	MUZAFFARPUR	KUDHANI	KAMTAUL	81	N	N	N	Y	N	Y
			UTTAR BIHAR GRAMIN BANK	6202	10	14-05-2019	MUZAFFARPUR	KUDHANI	SAKARI	78	N	N	N	Y	N	Y
			UTTAR BIHAR GRAMIN BANK	6202	9	10-05-2019	MUZAFFARPUR	BOCHANHA	SARFUDDINPUR	76	N	N	N	Y	N	Y
			UTTAR BIHAR GRAMIN BANK	6202	8	07-05-2019	MUZAFFARPUR	KUDHANI	KERWAN	80	N	N	N	Y	N	Y
			UTTAR BIHAR GRAMIN BANK	6202	7	18-04-2019	MUZAFFARPUR	SAKARA	KATESAR	78	N	N	N	Y	N	Y
			UTTAR BIHAR GRAMIN BANK	6202	6	15-04-2019	MUZAFFARPUR	KUDHANI	CHAKIYA	84	N	N	N	Y	N	Y
			UTTAR BIHAR GRAMIN BANK	6202	5	11-04-2019	MUZAFFARPUR	KUDHANI	PAKAHI	95	N	N	N	Y	N	Y
			UTTAR BIHAR GRAMIN BANK	6202	4	10-04-2019	MUZAFFARPUR	MARWAN	KARIA ANANT	87	N	N	N	Y	N	Y
			UTTAR BIHAR GRAMIN BANK	6202	3	09-04-2019	MUZAFFARPUR	MUSHARI	BHAWATIPUR	82	N	N	N	Y	N	Y
			UTTAR BIHAR GRAMIN BANK	6202	2	08-04-2019	MUZAFFARPUR	MINAPUR	MAJIS MADHOPUR	90	N	N	N	Y	N	Y
			UTTAR BIHAR GRAMIN BANK	6202	1	18-04-2019	MUZAFFARPUR	MINAPUR	MADARIPUR KARN	81	N	N	N	Y	N	Y
			UTTAR BIHAR GRAMIN BANK	6202	16	03-06-2019	MUZAFFARPUR	MARWAN	DWARIKANATHPUR	71	N	N	N	Y	N	Y
			UTTAR BIHAR GRAMIN BANK	6302	4	06-04-2019	GOPALGANJ	GOPALGANJ	JADOPUR	81	N	N	N	N	Y	Y
			UTTAR BIHAR GRAMIN BANK	6302	3	05-04-2019	GOPALGANJ	UNCHAKAGAON	ARNA	77	N	N	N	N	Y	Y
			UTTAR BIHAR GRAMIN BANK	6302	2	04-04-2019	GOPALGANJ	THAWE	RAMCHANDARPUR	82	N	N	N	N	Y	Y
			UTTAR BIHAR GRAMIN BANK	6302	1	03-04-2019	GOPALGANJ	THAWE	THAWE	78	N	N	N	N	Y	Y
			UTTAR BIHAR GRAMIN BANK	6302	7	15-04-2019	GOPALGANJ	HATHUA	KASAUNDHI	83	N	N	N	N	Y	Y
			UTTAR BIHAR GRAMIN BANK	6302	6	12-04-2019	GOPALGANJ	BAIKUNTHPUR	CHAMANPURA	75	N	N	N	N	Y	Y
			UTTAR BIHAR GRAMIN BANK	6302	5	10-04-2019	GOPALGANJ	KUCHAIKOT	SIPAYA	82	N	N	N	N	Y	Y
			UTTAR BIHAR GRAMIN BANK	6302	12	03-06-2019	GOPALGANJ	UNCHAKAGAON	PIPRAHI ARNA	75	N	N	N	N	Y	Y
			UTTAR BIHAR GRAMIN BANK	6302	11	30-04-2019	GOPALGANJ	UNCHAKAGAON	PIPRA MIRGANI	91	N	N	N	N	Y	Y
			UTTAR BIHAR GRAMIN BANK	6302	10	26-04-2019	GOPALGANJ	KUCHAIKOT	SEMRA	87	N	N	N	N	Y	Y
			UTTAR BIHAR GRAMIN BANK	6302	9	23-04-2019	GOPALGANJ	KATEYA	BHAGIPATTI	82	N	N	N	N	Y	Y
			UTTAR BIHAR GRAMIN BANK	6302	8	17-04-2019	GOPALGANJ	BAIKUNTHPUR	RAJAPATTI	87	N	N	N	N	Y	Y
			UTTAR BIHAR GRAMIN BANK	6302	15	07-06-2019	GOPALGANJ	THAWE	FULGUNI, RAMCHA	76	N	N	N	N	Y	Y
			UTTAR BIHAR GRAMIN BANK	6302	14	06-06-2019	GOPALGANJ	THAWE	SUKULWA THAWE	87	N	N	N	N	Y	Y
			UTTAR BIHAR GRAMIN BANK	6302	13	04-04-2019	GOPALGANJ	THAWE	INDERWA THAWE	85	N	N	N	N	Y	Y
			UTTAR BIHAR GRAMIN BANK	6302	20	20-06-2019	GOPALGANJ	BAIKUNTHPUR	RAJAPATTI	85	N	N	N	N	Y	Y
			UTTAR BIHAR GRAMIN BANK	6302	19	19-06-2019	GOPALGANJ	BAIKUNTHPUR	DIGHWA DUBAULI	80	N	N	N	N	Y	Y
			UTTAR BIHAR GRAMIN BANK	6302	18	15-06-2019	GOPALGANJ	FULWARIYA	BATHUA	89	N	N	N	N	Y	Y
			UTTAR BIHAR GRAMIN BANK	6302	17	13-06-2019	GOPALGANJ	HATHUA	HATHUA	90	N	N	N	N	Y	Y
			UTTAR BIHAR GRAMIN BANK	6302	16	12-06-2019	GOPALGANJ	HATHUA	LINE BAZAR	82	N	N	N	N	Y	Y
			UTTAR BIHAR GRAMIN BANK	6402	3	11-04-2019	WEST CHAMPARAN	BAGAHA 1	BIBI BANKATWA	90	N	N	N	N	Y	Y

## ANNEX II - PART A

## QUARTERLY REPORT ON CONDUCT OF SPECIAL CAMPS BY FLCs (GOING DIGITAL)

State	Quarter ended	Year	Bank Name	FLC Code	Sr. No. of Camp	Date of camp (DD/MM/YYYY)	District	Block	Village	No. of Participants	Stakeholders present (Indicate Y/N)				
											LDM	DDM	LDO	Local Govt	NGO
Uttar Bihar	GRAMIN BANK	6402	2	06-04-2019	WEST CHAMPARAN	BAGAHA 1	MAJHARIA	92	N	N	N	N	N	Y	
Uttar Bihar	GRAMIN BANK	6402	1	02-04-2019	WEST CHAMPARAN	BAGAHA 1	RAIBARI MAJUWA	80	N	N	N	N	N	Y	
Uttar Bihar	GRAMIN BANK	6402	6	19-04-2019	WEST CHAMPARAN	BAGHA 2	BAIRIYA KHURD	96	N	N	N	N	N	Y	
Uttar Bihar	GRAMIN BANK	6402	5	17-04-2019	WEST CHAMPARAN	BAGAHA 1	CHANDARPUR	87	N	N	N	N	N	Y	
Uttar Bihar	GRAMIN BANK	6402	4	13-04-2019	WEST CHAMPARAN	BAGAHA 1	LAGUNAHA	86	N	N	N	N	N	Y	
Uttar Bihar	GRAMIN BANK	6402	12	16-05-2019	WEST CHAMPARAN	BETTIAH	GONDAULI	89	N	N	N	N	N	Y	
Uttar Bihar	GRAMIN BANK	6402	11	10-05-2019	WEST CHAMPARAN	BARIA	SISWA SAREA	88	N	N	N	N	N	Y	
Uttar Bihar	GRAMIN BANK	6402	10	08-05-2019	WEST CHAMPARAN	BARIA	SURAJPUR	83	N	N	N	N	N	Y	
Uttar Bihar	GRAMIN BANK	6402	9	03-05-2019	WEST CHAMPARAN	BARIA	RAMPUR	78	N	N	N	N	N	Y	
Uttar Bihar	GRAMIN BANK	6402	8	27-04-2019	WEST CHAMPARAN	BAGHA 2	DHARAHIA	92	N	N	N	N	N	Y	
Uttar Bihar	GRAMIN BANK	6402	7	24-04-2019	WEST CHAMPARAN	BAGHA 2	RAMPURWA	81	N	N	N	N	N	Y	
Uttar Bihar	GRAMIN BANK	6402	15	25-05-2019	WEST CHAMPARAN	CHANPATIA	TIKA CHHAPRA	90	N	N	N	N	N	Y	
Uttar Bihar	GRAMIN BANK	6402	14	22-05-2019	WEST CHAMPARAN	BHITAHA	PAKRI	84	N	N	N	N	N	Y	
Uttar Bihar	GRAMIN BANK	6402	13	18-05-2019	WEST CHAMPARAN	BHITAHA	KAHIRA TOLA PAR	81	N	N	N	N	N	Y	
Uttar Bihar	GRAMIN BANK	6502	1	16-05-2019	SHEOHAR	TARIYANI	RAJDIH	87	N	N	N	N	N	Y	
Uttar Bihar	GRAMIN BANK	6502	2	18-05-2019	SHEOHAR	TARIYANI	BISHWAMBHARPUR	88	N	N	N	N	N	Y	
Uttar Bihar	GRAMIN BANK	6602	1	13-04-2019	SARAN	LAHLDPUR	BASAH	82	N	N	N	N	N	Y	
Uttar Bihar	GRAMIN BANK	6602	3	16-04-2019	SARAN	BANIAPUR	SAHAJITPUR	94	N	N	N	N	N	Y	
Uttar Bihar	GRAMIN BANK	6602	2	15-04-2019	SARAN	LAHLDPUR	PARSHOTTIMPUR	78	N	N	N	N	N	Y	
Uttar Bihar	GRAMIN BANK	6602	5	16-04-2019	SARAN	MASHRAKH	BANSOHI	76	N	N	N	N	N	Y	
Uttar Bihar	GRAMIN BANK	6602	4	16-04-2019	SARAN	MASHRAKH	SADHWARA	75	N	N	N	N	N	Y	
Uttar Bihar	GRAMIN BANK	6602	8	23-05-2019	SARAN	SADAR	BRAHMPUR	88	N	N	N	N	N	Y	
Uttar Bihar	GRAMIN BANK	6602	7	17-04-2019	SARAN	MAGRA	NAGRA	64	N	N	N	N	N	Y	
Uttar Bihar	GRAMIN BANK	6602	6	17-04-2019	SARAN	BANIAPUR	BHITHI	81	N	N	N	N	N	Y	
Uttar Bihar	GRAMIN BANK	6602	10	23-05-2019	SARAN	MANJHI	KOHA BAZAR	92	N	N	N	N	N	Y	
Uttar Bihar	GRAMIN BANK	6602	9	23-05-2019	SARAN	JALALPUR	KOPA	87	N	N	N	N	N	Y	
Uttar Bihar	GRAMIN BANK	6602	14	28-05-2019	SARAN	DARIYAPUR	JHAWAN	92	N	N	N	N	N	Y	
Uttar Bihar	GRAMIN BANK	6602	13	28-05-2019	SARAN	DARIYAPUR	M.MURTZA	72	N	N	N	N	N	Y	
Uttar Bihar	GRAMIN BANK	6602	12	23-05-2019	SARAN	MANJHI	SHITALPUR	78	N	N	N	N	N	Y	
Uttar Bihar	GRAMIN BANK	6602	11	23-05-2019	SARAN	MANJHI	DAUDPUR	75	N	N	N	N	N	Y	
Uttar Bihar	GRAMIN BANK	6602	16	28-05-2019	SARAN	SONPUR	BAIJALPUR	78	N	N	N	N	N	Y	
Uttar Bihar	GRAMIN BANK	6602	15	28-05-2019	SARAN	SONPUR	SAKHNAULI	63	N	N	N	N	N	Y	
Uttar Bihar	GRAMIN BANK	6602	18	06-06-2019	SARAN	EKMA	CHHITRAULIA	71	N	N	N	N	N	Y	
Uttar Bihar	GRAMIN BANK	6602	17	06-06-2019	SARAN	BANIAPUR	PUCHARI	65	N	N	N	N	N	Y	
Uttar Bihar	GRAMIN BANK	6602	22	13-06-2019	SARAN	BANIAPUR	KAMTA BAZAR	65	N	N	N	N	N	Y	
Uttar Bihar	GRAMIN BANK	6602	21	13-06-2019	SARAN	EKMA	BENAUT	78	N	N	N	N	N	Y	
Uttar Bihar	GRAMIN BANK	6602	20	06-06-2019	SARAN	EKMA	BALIA	64	N	N	N	N	N	Y	
Uttar Bihar	GRAMIN BANK	6602	19	06-06-2019	SARAN	AMNOUR	RASULPUR	69	N	N	N	N	N	Y	
Uttar Bihar	GRAMIN BANK	6602	23	13-06-2019	SARAN	MASHRAKH	BAHADURPUR	62	N	N	N	N	N	Y	
Uttar Bihar	GRAMIN BANK	6802	1	02-04-2019	MADHEPURA	BIHARIGANJ	KALHAUTIA	78	N	N	N	N	N	Y	
Uttar Bihar	GRAMIN BANK	6802	6	02-04-2019	MADHEPURA	UDAKISHUNGANJ	KHOKSI SARANPUR	80	N	N	N	N	N	Y	
Uttar Bihar	GRAMIN BANK	6802	5	02-04-2019	MADHEPURA	KUMARKHAND	PARMANANDPUR CH	87	N	N	N	N	N	Y	
Uttar Bihar	GRAMIN BANK	6802	4	02-04-2019	MADHEPURA	UDAKISHUNGANJ	ANANDPURA	85	N	N	N	N	N	Y	
Uttar Bihar	GRAMIN BANK	6802	3	02-04-2019	MADHEPURA	UDAKISHUNGANJ	SINGARPUR	82	N	N	N	N	N	Y	
Uttar Bihar	GRAMIN BANK	6802	2	02-04-2019	MADHEPURA	BIHARIGANJ	TULSIYA	74	N	N	N	N	N	Y	



## QUARTERLY REPORT ON CONDUCT OF SPECIAL CAMPS BY FLCs (GOING DIGITAL)

State	Quarter ended	Year	Bank Name	FLC Code	Sr. No. of Camp	Date of camp (DD/MM/YYYY)	District	Block	Village	No. of Participants	Stakeholders present (Indicate Y/N)				
											LDM	DDM	LDO	Local Govt	NGO
Uttar Bihar Gramin Bank	6802	12	03-06-2019	MADHEPURA	UDAKISHANGANJ	SINGARPUR	70	N	N	N	N	Y	Y	Y	
Uttar Bihar Gramin Bank	6802	11	12-05-2019	MADHEPURA	MURLIGANJ	PARWAHA	76	N	N	N	N	Y	Y	Y	
Uttar Bihar Gramin Bank	6802	10	07-05-2019	MADHEPURA	MURLIGANJ	BISHANPUR	70	N	N	N	N	Y	Y	Y	
Uttar Bihar Gramin Bank	6802	9	05-05-2019	MADHEPURA	KUMARKHAND	LAXMIPUR BHAGWA	78	N	N	N	N	N	Y	Y	
Uttar Bihar Gramin Bank	6802	8	03-05-2019	MADHEPURA	KUMARKHAND	SARHADGATI	76	N	N	N	N	N	Y	Y	
Uttar Bihar Gramin Bank	6802	7	02-04-2019	MADHEPURA	UDAKISHANGANJ	JHALARI	75	N	N	N	N	N	Y	Y	
Uttar Bihar Gramin Bank	6802	15	20-06-2019	MADHEPURA	MURLIGANJ	PARMANANDPUR CH	76	N	N	N	N	N	Y	Y	
Uttar Bihar Gramin Bank	6802	14	09-06-2019	MADHEPURA	MURLIGANJ	TUMAUT PARSA	75	N	N	N	N	N	Y	Y	
Uttar Bihar Gramin Bank	6802	13	07-06-2019	MADHEPURA	GAMHARIA	JOGBANI	92	N	N	N	N	Y	Y	Y	
Uttar Bihar Gramin Bank	7102	4	16-03-2019	PURNEA	DAGARUA	BUARARI	80	N	N	N	Y	N	Y	Y	
Uttar Bihar Gramin Bank	7102	3	14-03-2019	KATIHAH	KORHA	MARWA	62	N	N	N	Y	N	Y	Y	
Uttar Bihar Gramin Bank	7102	2	11-03-2019	KATIHAH	BARSOI	JIGAN	77	N	N	N	Y	N	Y	Y	
Uttar Bihar Gramin Bank	7102	1	06-03-2019	KATIHAH	BARSOI	ALIPIUR	65	N	N	N	Y	N	Y	Y	
Uttar Bihar Gramin Bank	7102	5	18-03-2019	PURNEA	JALALGARH	DEHAI	85	N	N	N	Y	N	Y	Y	
Uttar Bihar Gramin Bank	7402	1	04-04-2019	DARBHANGA	BAHADURPUR	KOTAK	78	N	N	Y	Y	Y	Y	Y	
Uttar Bihar Gramin Bank	7402	17	20-06-2019	DARBHANGA	DARBHANGA SADAR	DEWARI	78	N	N	Y	Y	Y	Y	Y	
Uttar Bihar Gramin Bank	7402	16	13-06-2019	DARBHANGA	HAYAGHAT	ANAAR	83	N	N	Y	Y	Y	Y	Y	
Uttar Bihar Gramin Bank	7402	15	07-06-2019	DARBHANGA	BAHADURPUR	DEKULI	81	N	N	Y	Y	Y	Y	Y	
Uttar Bihar Gramin Bank	7402	14	28-05-2019	DARBHANGA	BAHERI	PAGHARI	86	N	N	Y	Y	Y	Y	Y	
Uttar Bihar Gramin Bank	7402	13	21-05-2019	DARBHANGA	BAHADURPUR	RAMBHADRAPUR	84	N	N	Y	Y	Y	Y	Y	
Uttar Bihar Gramin Bank	7402	12	16-05-2019	DARBHANGA	HANUMAN NAGAR	DILAI	79	N	N	Y	Y	Y	Y	Y	
Uttar Bihar Gramin Bank	7402	11	15-05-2019	DARBHANGA	MANIGACHHI	JAGDISHPUR	81	N	N	Y	Y	Y	Y	Y	
Uttar Bihar Gramin Bank	7402	10	08-05-2019	DARBHANGA	BAHERI	SHER	87	N	N	Y	Y	Y	Y	Y	
Uttar Bihar Gramin Bank	7402	9	07-05-2019	DARBHANGA	BAHERI	HARHACHHA	82	N	N	Y	Y	Y	Y	Y	
Uttar Bihar Gramin Bank	7402	8	02-05-2019	DARBHANGA	BAHADURPUR	PURKHOPATTI	72	N	N	Y	Y	Y	Y	Y	
Uttar Bihar Gramin Bank	7402	7	29-04-2019	DARBHANGA	HANUMAN NAGAR	GODHIARI	86	N	N	Y	Y	Y	Y	Y	
Uttar Bihar Gramin Bank	7402	6	23-04-2019	DARBHANGA	BAHADURPUR	PREMJEVAR	83	N	N	Y	Y	Y	Y	Y	
Uttar Bihar Gramin Bank	7402	5	16-04-2019	DARBHANGA	GAURA BAURAM	RAMNAGAR	76	N	N	Y	Y	Y	Y	Y	
Uttar Bihar Gramin Bank	7402	4	11-04-2019	DARBHANGA	MANIGACHHI	DALAIR	73	N	N	Y	Y	Y	Y	Y	
Uttar Bihar Gramin Bank	7402	3	09-04-2019	DARBHANGA	DARBHANGA SADAR	GANGIA	80	N	N	Y	Y	Y	Y	Y	
Uttar Bihar Gramin Bank	7402	2	08-04-2019	DARBHANGA	SINGWARA	MISHRAULIYA	72	N	N	Y	Y	Y	Y	Y	
Uttar Bihar Gramin Bank	7402	18	27-06-2019	DARBHANGA	BAHERI	GUJRAULI	88	N	N	Y	Y	Y	Y	Y	
Uttar Bihar Gramin Bank	7602	2	09-04-2019	SAHARSA	MAHISHI	ARAPATTI	78	N	N	Y	Y	N	Y	Y	
Uttar Bihar Gramin Bank	7602	1	03-04-2019	SAHARSA	SALKHUA	KOPARIA	75	N	N	N	N	N	Y	Y	
Uttar Bihar Gramin Bank	7602	10	09-05-2019	SAHARSA	KAHRA	HARIPUR	89	N	N	N	N	N	Y	Y	
Uttar Bihar Gramin Bank	7602	9	03-05-2019	SAHARSA	BANMA ITHARI	KASIMPUR	88	N	N	N	N	N	Y	Y	
Uttar Bihar Gramin Bank	7602	8	24-05-2019	SAHARSA	SIMRI BAKHTIYAR	SIMRI	70	N	N	N	N	N	Y	Y	
Uttar Bihar Gramin Bank	7602	7	26-04-2019	SAHARSA	SONBARSA RAJ	LAGMA	75	N	N	N	N	N	Y	Y	
Uttar Bihar Gramin Bank	7602	6	26-04-2019	SAHARSA	SOUR BAZAR	PATEPUR	88	N	N	N	N	N	Y	Y	
Uttar Bihar Gramin Bank	7602	5	22-04-2019	SAHARSA	MAHISHI	BALIA	85	N	N	N	N	N	Y	Y	
Uttar Bihar Gramin Bank	7602	4	17-04-2019	SAHARSA	SIMRI BAKHTIYAR	TURKI	82	N	N	N	N	N	Y	Y	
Uttar Bihar Gramin Bank	7602	3	15-04-2019	SAHARSA	SONBARSA	KADHAIA	77	N	N	N	N	N	Y	Y	
Uttar Bihar Gramin Bank	7602	16	17-06-2019	SAHARSA	SALKHUA	HARINSARI	78	N	N	N	N	N	Y	Y	
Uttar Bihar Gramin Bank	7602	15	30-05-2019	SAHARSA	SIMRI BAKHTIYAR	KASHIMPUR	89	N	N	N	N	N	Y	Y	
Uttar Bihar Gramin Bank	7602	14	24-05-2019	SAHARSA	SIMRI BAKHTIYAR	SIMRI	92	N	N	N	N	N	Y	Y	

ANNEX II - PART A  
QUARTERLY REPORT ON CONDUCT OF SPECIAL CAMPS BY FLCs (GOING DIGITAL)

State	Bihar		Bank Name	FLC Code	Sr. No. of Camp	Date of camp (DD/MM/YYYY)	District	Block	Village	No. of Participants	Stakeholders present (Indicate Y/N)					
	Quarter ended	Year									LDM	LDO	Local Govt	NGO	BC	Others
			UTTAR BIHAR GRAMIN BANK	7602	13	17-05-2019	SAHARSA	SOUR BAZAR	KHAJAURI	69	N	N	N	N	Y	Y
			UTTAR BIHAR GRAMIN BANK	7602	12	13-05-2019	SAHARSA	SIMRI BAKHTIYAR	BHATAUNI	88	N	N	N	N	Y	Y
			UTTAR BIHAR GRAMIN BANK	7602	11	11-05-2019	SAHARSA	SIMRI BAKHTIYAR	JARIAMA	85	N	N	N	N	Y	Y
			UTTAR BIHAR GRAMIN BANK	7602	18	18-06-2019	SAHARSA	SIMRI BAKHTIYAR	SITANABAD SOUTH	85	N	N	N	N	Y	Y
			UTTAR BIHAR GRAMIN BANK	7602	17	18-06-2019	SAHARSA	SIMRI BAKHTIYAR	MOHANPUR	80	N	N	N	N	Y	Y
			UTTAR BIHAR GRAMIN BANK	7802	2	08-01-2019	PURNEA	SRINAGAR	SINGHIA	85	N	N	Y	N	Y	Y
			UTTAR BIHAR GRAMIN BANK	7802	1	03-01-2019	PURNEA	SIRNAGAR	KHOKHA	79	N	N	Y	N	Y	Y
			UTTAR BIHAR GRAMIN BANK	7802	5	23-01-2019	PURNEA	EAST BLOCK	RAJGANJ	70	N	N	Y	N	Y	Y
			UTTAR BIHAR GRAMIN BANK	7802	4	16-01-2019	PURNEA	K NAGAR	PARORA	76	N	N	Y	N	Y	Y
			UTTAR BIHAR GRAMIN BANK	7802	3	12-01-2019	PURNEA	SRINAGAR	JUHNI	75	N	N	N	N	Y	Y
			UTTAR BIHAR GRAMIN BANK	7802	9	08-02-2019	PURNEA	B KOTHI	SUKHSENA	76	N	N	Y	N	Y	Y
			UTTAR BIHAR GRAMIN BANK	7802	8	05-02-2019	PURNEA	B KOTHI	LOKAHI	64	N	N	Y	N	Y	Y
			UTTAR BIHAR GRAMIN BANK	7802	7	01-02-2019	PURNEA	B KOTHI	RASDAMPUR	72	N	N	Y	N	Y	Y
			UTTAR BIHAR GRAMIN BANK	7802	6	29-01-2019	PURNEA	B KOTHI	NEPANIYA	66	N	N	Y	N	Y	Y
			UTTAR BIHAR GRAMIN BANK	7802	11	15-02-2019	PURNEA	B KOTHI	BARAHARA	80	N	N	Y	N	Y	Y
			UTTAR BIHAR GRAMIN BANK	7802	10	12-02-2019	PURNEA	B KOTHI	BAHATODAR	78	N	N	Y	N	Y	Y
			UTTAR BIHAR GRAMIN BANK	8302	3	09-05-2019	ARARIA	ARARIA	MAIKORI	74	N	N	N	N	Y	Y
			UTTAR BIHAR GRAMIN BANK	8302	2	04-04-2019	ARARIA	JOKIHAT	DABHRE	80	N	N	N	N	Y	Y
			UTTAR BIHAR GRAMIN BANK	8302	1	03-04-2019	ARARIA	JOKIHAT	BAHARBARI	84	N	N	N	N	Y	Y
			UTTAR BIHAR GRAMIN BANK	8302	10	07-06-2019	ARARIA	ARARIA	MAIKORI	81	N	N	Y	N	Y	Y
			UTTAR BIHAR GRAMIN BANK	8302	9	06-06-2019	ARARIA	JOKIHAT	SIMARIA	85	N	N	Y	N	Y	Y
			UTTAR BIHAR GRAMIN BANK	8302	8	05-06-2019	ARARIA	JOKIHAT	BAHARBARI	87	N	N	N	N	Y	Y
			UTTAR BIHAR GRAMIN BANK	8302	7	05-06-2019	ARARIA	JOKIHAT	DABHRA	86	N	N	Y	N	Y	Y
			UTTAR BIHAR GRAMIN BANK	8302	6	13-05-2019	ARARIA	RANIGANJ	RAJBALI	80	N	N	N	Y	N	Y
			UTTAR BIHAR GRAMIN BANK	8302	5	10-05-2019	ARARIA	RANIGANJ	MAHSELI GIDHWAS	79	N	N	N	N	Y	Y
			UTTAR BIHAR GRAMIN BANK	8302	4	10-05-2019	ARARIA	RANIGANJ	KHARHAT	70	N	N	N	N	Y	Y
			UTTAR BIHAR GRAMIN BANK	8902	8	04-06-2019	VAISHALI	DESARI	UFRAUL	89	N	N	N	N	Y	N
			UTTAR BIHAR GRAMIN BANK	8902	9	05-07-2019	VAISHALI	BIDUPUR	KANCHANPUR	81	N	N	N	N	Y	N
			UTTAR BIHAR GRAMIN BANK	8902	11	07-06-2019	VAISHALI	GORAUL	GORAUL	65	N	N	N	N	Y	N
			UTTAR BIHAR GRAMIN BANK	8902	10	06-06-2019	VAISHALI	JANDAHA	JANDAHA	102	N	N	N	N	Y	N
			UTTAR BIHAR GRAMIN BANK	8902	12	08-06-2019	VAISHALI	MANSOORPUR	CHAKALHADAD	78	N	N	N	N	Y	N
			UTTAR BIHAR GRAMIN BANK	8902	7	25-04-2019	VAISHALI	BELSR	MANORA	85	N	N	N	N	Y	Y
			UTTAR BIHAR GRAMIN BANK	8902	6	17-04-2019	VAISHALI	GORAUL	MADHOPUR POJHA	79	N	N	N	N	Y	Y
			UTTAR BIHAR GRAMIN BANK	8902	5	24-04-2019	VAISHALI	MAHUA	RASULPUR MUBARA	70	N	N	N	N	Y	Y
			UTTAR BIHAR GRAMIN BANK	8902	4	17-04-2019	VAISHALI	MAHUA	SHERPUR MANIKPU	68	N	N	N	Y	N	Y
			UTTAR BIHAR GRAMIN BANK	8902	3	17-04-2019	VAISHALI	MAHUA	ABDULPUR	73	N	N	N	N	Y	Y
			UTTAR BIHAR GRAMIN BANK	8902	2	12-04-2019	VAISHALI	LALGANJ	SIRSABIRAN	56	N	N	N	N	Y	Y
			UTTAR BIHAR GRAMIN BANK	8902	1	07-04-2019	VAISHALI	ABDULPUR CHOWK	SHERPUR MANIKPU	72	N	N	N	N	Y	Y

Annexure II - PART B  
 QUARTERLY REPORT ON CONDUCT OF TARGET GROUP SPECIFIC CAMPS BY FLCs

State	Bihar	Sr. No. of Camp	Date of camp (DD/MM/YYYY)	District	Block	Village	No Of Participants	Stakeholders present (Indicate Y/N)							Target Group Addressed (1. Farmers 2. Small Entrepreneurs 3. School Students 4. SHGs 5. Senior Citizen 6. Others)
	Quarter ended							Year	LDM	DDM	LDO	Local Govt	NGO	BC	
	June 2019														
STAE BANK OF INDIA	7801	1	03-04-2019	PURNEA	DHAMDAHA	DAMGARA	45	N	N	N	Y	Y	Y	Y	1
STAE BANK OF INDIA	7801	2	05-04-2019	PURNEA	K NAGAR	RIKABGANJ	52	N	N	N	Y	Y	Y	Y	4
STAE BANK OF INDIA	7801	3	06-04-2019	PURNEA	DHAMDAHA	MOGALIA PURANDAHA	93	N	N	N	Y	Y	Y	Y	6
STAE BANK OF INDIA	7801	4	08-04-2019	PURNEA	K NAGAR	BELA RIKABGANJ	38	N	N	N	Y	Y	Y	Y	5
STAE BANK OF INDIA	7801	5	10-04-2019	PURNEA	KASBA	SUROCHIA	35	N	N	N	Y	Y	Y	Y	1
STAE BANK OF INDIA	7801	6	15-04-2019	PURNEA	KASBA	GHORDAUR	37	N	N	N	Y	Y	Y	Y	6
STAE BANK OF INDIA	7801	7	25-04-2019	PURNEA	DHAMDAHA	DHAMDAHA	53	N	N	N	Y	Y	Y	Y	6
STAE BANK OF INDIA	7801	8	09-05-2019	PURNEA	P EAST	CENTRAL JAIL	33	N	N	N	Y	Y	Y	Y	6
STAE BANK OF INDIA	7801	9	13-05-2019	PURNEA	BAISI	BAISI	39	N	N	N	Y	Y	Y	Y	1
STAE BANK OF INDIA	7801	10	14-05-2019	PURNEA	B KOTHI	AURAH	54	N	N	N	Y	Y	Y	Y	5
STAE BANK OF INDIA	7801	11	15-05-2019	PURNEA	B KOTHI	SUKHSENA	49	N	N	N	Y	Y	Y	Y	1
STAE BANK OF INDIA	7801	12	17-05-2019	PURNEA	BAISI	MAJHUA	45	N	N	N	Y	Y	Y	Y	4
STAE BANK OF INDIA	7801	13	23-05-2019	PURNEA	DHAMDAHA	DUMARIA	48	N	N	N	Y	Y	Y	Y	1
STAE BANK OF INDIA	7801	14	30-05-2019	PURNEA	P EAST	RSETI	23	N	N	N	Y	Y	Y	Y	2
STAE BANK OF INDIA	7801	15	03-06-2019	PURNEA	DHAMDAHA	DAMGARA	41	N	N	N	Y	Y	Y	Y	1
STAE BANK OF INDIA	7801	16	04-06-2019	PURNEA	DHAMDAHA	MOGALIA PURANDAHA	41	N	N	N	Y	Y	Y	Y	1
STAE BANK OF INDIA	7801	17	06-06-2019	PURNEA	B KOTHI	THADHI	46	N	N	N	Y	Y	Y	Y	1
STAE BANK OF INDIA	7801	18	07-06-2019	PURNEA	B KOTHI	URLAHA	43	N	N	N	Y	Y	Y	Y	1
STAE BANK OF INDIA	7801	19	19-06-2019	PURNEA	DHAMDAHA	VANSI PURANDAHA	51	N	N	N	Y	Y	Y	Y	5
STAE BANK OF INDIA	7801	20	21-06-2019	PURNEA	DHAMDAHA	MEERGANJ	46	N	N	N	Y	Y	N	Y	6
STAE BANK OF INDIA	2081	1	15-04-2019	SUPAUL	BASANTPUR	NARPATPATTI	45	N	N	N	N	N	Y	Y	1
STAE BANK OF INDIA	2081	2	16-04-2019	SUPAUL	RAGHOPUR	BASABANPATTI	46	N	N	N	N	N	Y	Y	1
STAE BANK OF INDIA	2081	3	17-04-2019	SUPAUL	RAGHOPUR	ARRAHA	42	N	N	N	N	N	Y	Y	4
STAE BANK OF INDIA	2081	4	20-04-2019	SUPAUL	CHHATAPUR	LALPUR	51	N	N	N	N	N	Y	Y	2
STAE BANK OF INDIA	2081	5	29-04-2019	SUPAUL	CHHATAPUR	DODRA	57	N	N	N	N	N	Y	Y	4
STAE BANK OF INDIA	2081	6	06-05-2019	SUPAUL	CHHATAPUR	CHARNE	41	N	N	N	N	N	Y	Y	4
STAE BANK OF INDIA	2081	7	08-05-2019	SUPAUL	BASANTPUR	BHIMNAGAR	34	N	N	N	N	N	Y	Y	1
STAE BANK OF INDIA	2081	8	10-05-2019	SUPAUL	BASANTPUR	RAMPUR(NORTH)	43	N	N	N	N	N	Y	Y	1
STAE BANK OF INDIA	2081	9	17-05-2019	SUPAUL	PIPRA	MAHESHPIUR	51	N	N	N	N	N	Y	Y	2
STAE BANK OF INDIA	2081	10	20-05-2019	SUPAUL	PIPRA	BISHANPUR	50	N	N	N	N	N	Y	Y	1
STAE BANK OF INDIA	2081	11	03-06-2019	SUPAUL	BASANTPUR	BISHANPUR SHIVRAM	49	N	N	N	N	N	Y	Y	1
STAE BANK OF INDIA	2081	12	06-06-2019	SUPAUL	PIPRA	RAMPUR SHYAMNAGAR	34	N	N	N	N	N	Y	Y	1
STAE BANK OF INDIA	2081	13	07-06-2019	SUPAUL	PIPRA	DUBIAHI	64	N	N	N	N	N	Y	Y	1
STAE BANK OF INDIA	2081	14	08-06-2019	SUPAUL	TRIVENIGANJ	PATHRA	37	N	N	N	N	N	Y	Y	1
STAE BANK OF INDIA	2081	15	27-06-2019	SUPAUL	CHHATAPUR	BHAWANIPUR	35	N	N	N	N	N	Y	Y	4
STAE BANK OF INDIA	7601	1	05-04-2019	SAHARSA	SATTAR KATAIYA	SISAI	38	N	N	N	N	N	N	N	1
STAE BANK OF INDIA	7601	2	16-04-2019	SAHARSA	SATTAR KATAIYA	PANCHGACHIYA	41	N	N	N	N	N	N	N	4
STAE BANK OF INDIA	7601	3	26-04-2019	SAHARSA	KAHRA	PATUAHA	45	N	N	N	N	N	N	N	2
STAE BANK OF INDIA	7601	4	29-04-2019	SAHARSA	SATTAR KATAIYA	AGWANPUR	46	N	N	N	N	N	N	N	1
STAE BANK OF INDIA	7601	5	30-04-2019	SAHARSA	MAHISHI	MAHISHI	49	N	N	N	N	N	N	N	4
STAE BANK OF INDIA	7601	6	03-05-2019	SAHARSA	SATTAR KATAIYA	TELIYARI	44	N	N	N	N	N	N	N	6
STAE BANK OF INDIA	7601	7	08-05-2019	SAHARSA	MAHISHI	SATARWAR	30	N	N	N	N	N	N	N	1
STAE BANK OF INDIA	7601	8	17-05-2019	SAHARSA	SOUR BAZAR	BHABTIA	36	N	N	N	N	N	N	N	2
STAE BANK OF INDIA	7601	9	20-05-2019	SAHARSA	SONBARSA	LAGMA	39	N	N	N	N	N	N	N	4
STAE BANK OF INDIA	7601	10	27-05-2019	SAHARSA	SONBARSA	SOHA	28	N	N	N	N	N	N	N	6
STAE BANK OF INDIA	7601	11	03-06-2019	SAHARSA	SONBARSA	ATALKHA	31	N	N	N	N	N	N	N	4
STAE BANK OF INDIA	7601	12	04-06-2019	SAHARSA	SONBARSA	NONAITI	56	N	N	N	N	N	N	N	4
STAE BANK OF INDIA	7601	13	06-06-2019	SAHARSA	SATTAR KATAIYA	UKAHI	52	N	N	N	N	N	N	N	2
STAE BANK OF INDIA	7601	14	11-06-2019	SAHARSA	MAHISHI	MOHANPUR	41	N	N	N	N	N	N	N	1
STAE BANK OF INDIA	7601	15	14-06-2019	SAHARSA	PATHARGHAT	PATHARGHAT	N	N	N	N	N	N	N	Y	6
STAE BANK OF INDIA	8301	1	15-04-2019	ARARIA	RANIGANJ	BARHARA	54	N	N	N	N	N	N	Y	3
STAE BANK OF INDIA	8301	2	20-04-2019	ARARIA	RANIGANJ	HANSA	53	N	N	N	Y	N	Y	Y	1 & 5
STAE BANK OF INDIA	8301	3	26-04-2019	ARARIA	BHARGAMA	GOLHA	77	Y	N	N	N	N	Y	Y	1 & 2
STAE BANK OF INDIA	8301	4	29-04-2019	ARARIA	JOKIHAT	CHAINPUR	34	N	N	N	N	N	Y	Y	4
STAE BANK OF INDIA	8301	5	30-04-2019	ARARIA	JOKIHAT	MUSHARIA	34	N	N	N	Y	N	Y	Y	1 & 4
STAE BANK OF INDIA	8301	6	08-05-2019	ARARIA	ARARIA	RAMPUR KODARKATTI	42	N	N	N	N	N	N	Y	3
STAE BANK OF INDIA	8301	7	16-05-2019	ARARIA	ARARIA	SALAIGARH POKHARIA	42	N	N	N	Y	N	Y	Y	1
STAE BANK OF INDIA	8301	8	24-05-2019	ARARIA	PALASI	DHOBANIA	29	N	N	N	Y	N	Y	Y	1
STAE BANK OF INDIA	8301	9	27-05-2019	ARARIA	PAKRI	PALASI	30	N	N	N	N	N	Y	Y	1
STAE BANK OF INDIA	8301	10	28-05-2019	ARARIA	KURSAKANTA	BANMALI	31	N	N	N	N	N	Y	Y	1
STAE BANK OF INDIA	8301	11	04-06-2019	ARARIA	RANIGANJ	DHOBANIA	45	Y	N	N	Y	N	N	Y	1
STAE BANK OF INDIA	8301	12	06-06-2019	ARARIA	RANIGANJ	FARAKIA	31	Y	N	N	Y	N	N	Y	1
STAE BANK OF INDIA	8301	13	07-06-2019	ARARIA	FORBESGANJ	SIMRAHA	60	Y	Y	N	Y	N	N	Y	1
STAE BANK OF INDIA	8301	14	08-09-2019	ARARIA	RANIGANJ	THEKURA	75	Y	Y	N	Y	N	N	Y	1
STAE BANK OF INDIA	8301	15	14-06-2019	ARARIA	FORBESGANJ	KARWAN LAXMIPUR	23	N	N	N	N	N	Y	Y	1
STAE BANK OF INDIA	8301	16	24-06-2019	ARARIA	ARARIA	SBI R-SETI	28	N	N	N	N	N	N	Y	2
STAE BANK OF INDIA	4701	1	04-04-2019	JAMUI	CHAKAI	MADHOPUR	22	N	N	N	N	N	Y	Y	1
STAE BANK OF INDIA	4701	2	17-04-2019	JAMUI	JAMUI	DHAND	64	N	N	N	N	Y	N	Y	4
STAE BANK OF INDIA	4701	3	18-04-2019	JAMUI	JAMUI	GARSANDA	60	N	N	N	N	Y	N	Y	4
STAE BANK OF INDIA	4701	4	22-04-2019	JAMUI	JAMUI	SONAYE	55	Y	N	N	N	Y	N	Y	4
STAE BANK OF INDIA	4701	5	24-04-2019	JAMUI	JAMUI	NAVINAGAR	75	N	N	N	Y	Y	N	Y	4
STAE BANK OF INDIA	4701	6	03-05-2019	JAMUI	SONO	BALTHAR	71	Y	N	N	Y	Y	N	Y	4
STAE BANK OF INDIA	4701	7	04-05-2019	JAMUI	SONO	DUMRI	67	N	N	N	Y	Y	N	Y	4
STAE BANK OF INDIA	4701	8	07-05-2019	JAMUI	SONO	BATIYA	65	N	N	N	Y	Y	N	Y	4
STAE BANK OF INDIA	4701	9	08-05-2019	JAMUI	SONO	MOHKAI	62	N	N	N	Y	Y	N	Y	4
STAE BANK OF INDIA	4701	10	09-05-2019	JAMUI	SONO	AURAIYA	46	N	N	N	Y	Y	N	Y	4
STAE BANK OF INDIA	4701	11	18-06-2019	JAMUI	SIKANDRA	RABAI	77	Y	N	N	N	Y	N	Y	4
STAE BANK OF INDIA	4701	12	20-06-2019	JAMUI	SIKANDRA	DHANBEY	96	Y	N	N	N	Y	N	Y	4
STAE BANK OF INDIA	4701	13	24-06-2019	JAMUI	SIKANDRA	KUMAR	190	Y	N	N	N	Y	N	Y	4
STAE BANK OF INDIA	4701	14	25-06-2019	JAMUI	SIKANDRA	M SIMARIYA	135	Y	N	N	N	Y	N	Y	4

## QUARTERLY REPORT ON CONDUCT OF TARGET GROUP SPECIFIC CAMPS BY FLCs

State		Bihar															
Quarter ended		June															
Year		2019															
Bank Name	FLC Code	Sr. No. of Camp	Date of camp (DD/MM/YYYY)	District	Block	Village	No Of Participants	Stakeholders present (Indicate Y/N)								Target Group Addressed	
								LDM	DDM	LO	Local Govt	NGO	BC	Others			
STAE BANK OF INDIA	4701	15	26-06-2019	JAMUI	SIKANDRA	DHADHAUR	138	Y	N	N	Y	Y	N	Y	4		
STAE BANK OF INDIA	4901	1	15-04-2019	KISHANGANJ	THAKURGANJ	HAZARI	48	N	N	N	N	N	N	Y	2		
STAE BANK OF INDIA	4901	2	16-04-2019	KISHANGANJ	BAHADURGANJ	BANGAWAN	53	Y	N	N	Y	N	N	1			
STAE BANK OF INDIA	4901	3	19-04-2019	KISHANGANJ	DIGHAL BANK	DUWABASTI	59	N	N	N	N	N	N	Y	3		
STAE BANK OF INDIA	4901	4	21-04-2019	KISHANGANJ	DIGHAL BANK	MUBARAK HASSAN	38	N	N	N	N	N	Y	N	5		
STAE BANK OF INDIA	4901	5	22-04-2019	KISHANGANJ	THAKURGANJ	KHELABHITA	60	Y	N	N	Y	N	N	N	4		
STAE BANK OF INDIA	4901	6	25-05-2019	KISHANGANJ	BAHADURGANJ	EKRA	71	N	N	N	N	N	N	Y	6		
STAE BANK OF INDIA	4901	7	26-05-2019	KISHANGANJ	POTHIYA	DEVI CHOWK	62	N	N	N	N	N	N	Y	4		
STAE BANK OF INDIA	4901	8	30-05-2019	KISHANGANJ	THAKURGANJ	SUKHANI	48	N	N	N	N	N	Y	N	2		
STAE BANK OF INDIA	4901	9	13-06-2019	KISHANGANJ	THAKURGANJ	THAKURGANJ	125	Y	N	N	Y	Y	Y	Y	6		
STAE BANK OF INDIA	4901	10	14-06-2019	KISHANGANJ	BAHADURGANJ	TULSIA	62	N	N	N	N	N	N	N	1		
STAE BANK OF INDIA	4901	11	15-06-2019	KISHANGANJ	KOCHADHAMAN	SONTHA	51	N	N	N	Y	N	N	N	3		
STAE BANK OF INDIA	4901	12	21-06-2019	KISHANGANJ	THAKURGANJ	BASBARI	65	N	N	N	N	N	Y	Y	5		
STAE BANK OF INDIA	4901	13	27-06-2019	KISHANGANJ	THAKURGANJ	NOORI CHOWK	80	N	N	N	N	N	Y	Y	1		
STAE BANK OF INDIA	4901	14	28-06-2019	KISHANGANJ	THAKURGANJ	DANGI BASTI	27	N	N	N	N	Y	N	Y	4		
CENTRAL BANK OF INDIA	5301	1	18-04-2019	EAST CHAMPARAN	KOTWA	KOTWA	25	N	N	N	N	N	N	Y	1		
CENTRAL BANK OF INDIA	5301	2	20-07-2019	EAST CHAMPARAN	PIPRA KOTHI	PIPRA KOTHI	27	N	N	N	N	N	N	Y	2		
CENTRAL BANK OF INDIA	5301	3	22-04-2019	EAST CHAMPARAN	PIPRA KOTHI	JEEWDHARA	29	N	N	N	N	N	N	Y	5		
CENTRAL BANK OF INDIA	5301	4	25-04-2019	EAST CHAMPARAN	CHAKIA	PIPRA	19	N	N	N	N	N	Y	Y	4		
CENTRAL BANK OF INDIA	5301	5	26-04-2019	EAST CHAMPARAN	KESARIA	SUNDARPUR	26	N	N	N	N	N	Y	Y	6		
CENTRAL BANK OF INDIA	5301	6	26-04-2019	EAST CHAMPARAN	KESARIA	BIJDHARI	21	N	N	N	N	N	Y	Y	6		
CENTRAL BANK OF INDIA	5301	7	08-05-2019	EAST CHAMPARAN	CHAKIA	BARMADIHA	35	Y	N	N	N	N	Y	Y	6		
CENTRAL BANK OF INDIA	5301	8	15-05-2019	EAST CHAMPARAN	RAMGHADHWA	MURLA	45	Y	N	N	N	N	Y	Y	4		
CENTRAL BANK OF INDIA	5301	9	28-05-2019	EAST CHAMPARAN	DHAKA	GAHAI	191	N	N	N	N	N	Y	Y	6		
CENTRAL BANK OF INDIA	5301	10	29-05-2019	EAST CHAMPARAN	MADHUBAN	NAURANGIA	31	N	N	N	N	N	Y	Y	1		
CENTRAL BANK OF INDIA	5301	11	30-05-2019	EAST CHAMPARAN	KESARIA	BIJDHARI	90	N	N	N	N	N	Y	Y	5		
CENTRAL BANK OF INDIA	5301	12	30-05-2019	EAST CHAMPARAN	KESARIA	RAMPUR	20	N	N	N	N	N	Y	Y	2		
CENTRAL BANK OF INDIA	5301	13	04-06-2019	EAST CHAMPARAN	CHAKIA	MATHURAPUR	48	N	N	N	N	N	Y	Y	1		
CENTRAL BANK OF INDIA	5301	14	12-06-2019	EAST CHAMPARAN	TURKAULIA	TURKAULIA	30	N	N	N	N	N	Y	Y	6		
CENTRAL BANK OF INDIA	5301	15	19-06-2019	EAST CHAMPARAN	KALYANPUR	PARSAUNIWAJO	160	N	N	N	N	N	Y	Y	2		
CENTRAL BANK OF INDIA	5301	16	21-06-2019	EAST CHAMPARAN	DHAKA	DALPAT BISHUNPU	51	N	N	N	N	N	Y	Y	5		
CENTRAL BANK OF INDIA	5301	17	25-06-2019	EAST CHAMPARAN	CHAKIA	PIPRA	62	N	N	N	N	N	Y	Y	6		
CENTRAL BANK OF INDIA	5301	18	26-06-2019	EAST CHAMPARAN	ARERAJ	RADHIYA	56	N	N	N	N	N	Y	Y	5		
CENTRAL BANK OF INDIA	5301	19	28-06-2019	EAST CHAMPARAN	KESARIA	SUNDRAPUR	58	N	N	N	N	N	Y	Y	5		
CENTRAL BANK OF INDIA	5401	1	04-06-2019	MADHUBANI	RAHIKA	KAKRAUL	26	Y	N	N	N	N	Y	Y	1		
CENTRAL BANK OF INDIA	5401	2	05-04-2019	MADHUBANI	KHAJAJULI	KHAJAJULI	30	N	N	N	N	N	N	Y	2		
CENTRAL BANK OF INDIA	5401	3	17-05-2019	MADHUBANI	BASOPATTI	BASOPATTI	30	Y	N	N	N	N	N	N	6		
CENTRAL BANK OF INDIA	5401	4	03-06-2019	MADHUBANI	RAJNAGAR	SIMARI	30	Y	N	N	N	N	Y	Y	1		
CENTRAL BANK OF INDIA	5401	5	04-06-2019	MADHUBANI	BABUBARHI	BABUBARHI	30	Y	N	N	N	N	N	Y	1		
CENTRAL BANK OF INDIA	5401	6	06-06-2019	MADHUBANI	RAHIKA	MALANGIA	20	Y	N	N	N	N	Y	N	1		
CENTRAL BANK OF INDIA	5401	7	07-06-2019	MADHUBANI	RAHIKA	DUMARI	25	Y	N	N	N	N	Y	N	1		
CENTRAL BANK OF INDIA	5401	8	29-06-2019	MADHUBANI	LAUKAHI	LAUKAHI	25	Y	N	N	N	N	N	Y	6		
CENTRAL BANK OF INDIA	5701	1	09-04-2019	SIWAN	SIWAN	MOHMMADINPUR	37	N	N	N	Y	N	N	Y	4		
CENTRAL BANK OF INDIA	5701	2	18-04-2019	SIWAN	PACHRUKHI	PAKARI	45	N	N	N	Y	N	N	Y	3		
CENTRAL BANK OF INDIA	5701	3	22-04-2019	SIWAN	BASANTPUR	BAGAHAI	36	N	N	N	Y	N	N	Y	4		
CENTRAL BANK OF INDIA	5701	4	24-04-2019	SIWAN	PACHRUKHI	BINDUSAR BUJURG	32	N	N	N	Y	N	N	Y	3		
CENTRAL BANK OF INDIA	5701	5	25-04-2019	SIWAN	GUTHANI	PADARI	47	N	N	N	Y	N	N	Y	4		
CENTRAL BANK OF INDIA	5701	6	29-04-2019	SIWAN	MAIRWA	SEWATAPUR	35	N	N	N	Y	N	N	Y	4		
CENTRAL BANK OF INDIA	5701	7	30-04-2019	SIWAN	PACHRUKHI	HAKAM	40	N	N	N	Y	N	N	Y	3		
CENTRAL BANK OF INDIA	5701	8	09-05-2019	SIWAN	BARHARIA	KUDAWAN	40	N	N	N	Y	N	N	Y	4		
CENTRAL BANK OF INDIA	5701	9	16-05-2019	SIWAN	HASANPURA	USRIBUZURG	37	N	N	N	Y	N	N	Y	4		
CENTRAL BANK OF INDIA	5701	10	16-05-2019	SIWAN	HASANPURA	HARPUR	33	N	N	N	Y	N	N	Y	4		
CENTRAL BANK OF INDIA	5701	11	20-05-2019	SIWAN	HUSSAINGANJ	HUSSAINGANJ	30	N	N	N	Y	N	N	Y	1		
CENTRAL BANK OF INDIA	5701	12	21-05-2019	SIWAN	HUSSAINGANJ	HUSSAINGANJ	20	N	N	N	Y	N	N	Y	2		
CENTRAL BANK OF INDIA	5701	13	22-05-2019	SIWAN	NAUTAN	ANGAUTA	35	N	N	N	Y	N	N	Y	4		
CENTRAL BANK OF INDIA	5701	14	23-05-2019	SIWAN	MAHARAJGANJ	MAHARAJGANJ	35	N	N	N	Y	N	N	Y	4		
CENTRAL BANK OF INDIA	5701	15	28-05-2019	SIWAN	RAGHUNATHPUR	RAGHUNATHPUR	40	N	N	N	Y	N	N	Y	4		
CENTRAL BANK OF INDIA	5701	16	04-06-2019	SIWAN	NAUTAN	MISHRACHAK	50	N	N	N	Y	N	N	Y	4		
CENTRAL BANK OF INDIA	5701	17	07-06-2019	SIWAN	BARHARIA	ALMAPUR	48	N	N	N	Y	N	N	Y	4		
CENTRAL BANK OF INDIA	5701	18	11-06-2019	SIWAN	DURAUNDHA	MADARICHAK	50	N	N	N	Y	N	N	Y	4		
CENTRAL BANK OF INDIA	5701	19	15-06-2019	SIWAN	ANDAR	BHAWRAJPUR	40	N	N	N	Y	N	N	Y	4		
CENTRAL BANK OF INDIA	5701	20	26-06-2019	SIWAN	HUSSAINGANJ	HUSSAINGANJ	25	N	N	N	Y	N	N	Y	1		
CENTRAL BANK OF INDIA	5701	21	27-06-2019	SIWAN	ANDAR	MADHESHAPUR	40	N	N	N	Y	N	Y	Y	1		
CENTRAL BANK OF INDIA	5701	22	29-06-2019	SIWAN	SIWAN	SARSAR	52	N	N	N	Y	N	N	Y	3		
CENTRAL BANK OF INDIA	6202	1	12-04-2019	MUZAFFARPUR	MARWAN	VISHNUPUR	27	N	N	N	N	N	Y	Y	1		
CENTRAL BANK OF INDIA	6202	2	12-04-2019	MUZAFFARPUR	MARWAN	SALAHPUR	22	N	N	N	N	N	Y	Y	1		
CENTRAL BANK OF INDIA	6202	3	15-04-2019	MUZAFFARPUR	KURHANI	MANIHARI	27	N	N	N	N	N	Y	Y	6		
CENTRAL BANK OF INDIA	6202	4	17-04-2019	MUZAFFARPUR	SAHEBGANJ	SAHEBGANJ	27	N	N	N	N	N	Y	Y	1		
CENTRAL BANK OF INDIA	6202	5	17-04-2019	MUZAFFARPUR	SAHEBGANJ	PARSONI	28	N	N	N	N	N	Y	Y	4		
CENTRAL BANK OF INDIA	6202	6	04-05-2019	MUZAFFARPUR	MAROUL	VISHUNPUR	27	N	N	N	N	N	Y	Y	1		
CENTRAL BANK OF INDIA	6202	7	04-05-2019	MUZAFFARPUR	MAROUL	VI-BHAKHARI	27	N	N	N	N	N	Y	Y	5		
CENTRAL BANK OF INDIA	6202	8	10-05-2019	MUZAFFARPUR	SARAIYA	SARKASPUR	30	N	N	N	N	N	Y	Y	1		
CENTRAL BANK OF INDIA	6202	9	10-05-2019	MUZAFFARPUR	SARAIYA	AMBALACHOK	20	N	N	N	N	N	Y	Y	6		
CENTRAL BANK OF INDIA	6202	10	14-05-2019	MUZAFFARPUR	MOTIPUR	M GOPINAPUR	36	N	N	N	N	N	Y	Y	6		
CENTRAL BANK OF INDIA	6202	11	14-05-2019	MUZAFFARPUR	MOTIPUR	JANHAGIRPUR	25	N	N	N	N	N	Y	Y	6		
CENTRAL BANK OF INDIA	6202	12	14-05-2019	MUZAFFARPUR	MOTIPUR	PANSALWA	11	N	N	N	N	N	Y	Y	6		
CENTRAL BANK OF INDIA	6202	13	15-05-2019	MUZAFFARPUR	GAYGHAT	JARANG	24	N	N	N	N	N	Y	Y	6		
CENTRAL BANK OF INDIA	6202	14	16-05-2019	MUZAFFARPUR	MARWAN	SALAHPUR	27	N	N	N	N	N	Y	Y	6		
CENTRAL BANK OF INDIA	6202	15	16-05-2019	MUZAFFARPUR	MARWAN	JIYANKURD	21	N	N	N	N	N	Y	Y	6		
CENTRAL BANK OF INDIA	6202	16	03-06-2019	MUZAFFARPUR	MARWAN	MARWAN	49	N	N	N	N	N	Y	Y	5		

**Annexure II - PART B**  
**QUARTERLY REPORT ON CONDUCT OF TARGET GROUP SPECIFIC CAMPS BY FLCs**

State	Bihar														
Quarter ended	June														
Year	2019														
Bank Name	FLC Code	Sr. No. of Camp	Date of camp (DD/MM/YYYY)	District	Block	Village	No Of Participants	Stakeholders present (Indicate Y/N)						Target Group Addressed	
								LDM	DDM	LDO	Local Govt	NGO	BC		Others
CENTRAL BANK OF INDIA	6202	17	04-06-2019	MUZAFFARPUR	SARAIYA	ANANDPUR	300	N	N	N	N	N	Y	Y	6
CENTRAL BANK OF INDIA	6202	18	06-06-2019	MUZAFFARPUR	MUSAHARI	NAYAGAON	26	N	N	N	N	N	Y	Y	1
CENTRAL BANK OF INDIA	6202	19	07-06-2019	MUZAFFARPUR	MUSAHARI	PRAHLADPUR	29	N	N	N	N	N	Y	Y	4
CENTRAL BANK OF INDIA	6202	20	07-06-2019	MUZAFFARPUR	MUSAHARI	CHAPRAMEGH	21	N	N	N	N	N	Y	Y	1
CENTRAL BANK OF INDIA	6202	21	10-06-2019	MUZAFFARPUR	MARWAN	MIYANPAKRI	23	N	N	N	N	N	Y	Y	2
CENTRAL BANK OF INDIA	6202	22	10-06-2019	MUZAFFARPUR	KANTI	MADHOPUR	16	N	N	N	N	N	Y	Y	2
CENTRAL BANK OF INDIA	6202	23	11-06-2019	MUZAFFARPUR	MAROUL	BAKHARI VISHUN	16	N	N	N	N	N	Y	Y	6
CENTRAL BANK OF INDIA	6202	24	11-06-2019	MUZAFFARPUR	MAROUL	VISHANPUR MURA	31	N	N	N	N	N	Y	Y	1
CENTRAL BANK OF INDIA	6202	25	12-06-2019	MUZAFFARPUR	BACHAHA	M S RAPERUPE	27	N	N	N	N	N	Y	Y	3
CENTRAL BANK OF INDIA	6202	26	13-06-2019	MUZAFFARPUR	SAKARA	RUPANPATTI	19	N	N	N	N	N	Y	Y	6
CENTRAL BANK OF INDIA	6202	27	13-06-2019	MUZAFFARPUR	SAKARA	JAGDISHPUR	10	N	N	N	N	N	Y	Y	6
CENTRAL BANK OF INDIA	6202	28	14-06-2019	MUZAFFARPUR	SAHEBGANJ	DALOPALI	21	N	N	N	N	N	Y	Y	6
CENTRAL BANK OF INDIA	6202	29	14-06-2019	MUZAFFARPUR	SAHEBGANJ	SAHEBGANJ	30	N	N	N	N	N	Y	Y	1
CENTRAL BANK OF INDIA	6202	30	15-06-2019	MUZAFFARPUR	AURAI	SISOULI	27	N	N	N	N	N	Y	Y	1
CENTRAL BANK OF INDIA	6202	31	09-04-2019	MUZAFFARPUR	SARAIYA	MARWAPAKAR	25	N	N	N	N	N	Y	Y	6
CENTRAL BANK OF INDIA	6301	1	09-04-2019	GOPALGANJ	MANJHA	PURAINA	100	N	N	N	Y	N	Y	Y	1
CENTRAL BANK OF INDIA	6301	2	10-04-2019	GOPALGANJ	UCHAKAGAON	AMBIKAASTHAN	100	N	N	N	Y	Y	N	Y	2
CENTRAL BANK OF INDIA	6301	3	11-04-2019	GOPALGANJ	KUCHAIKOTE	SIRISIA	100	N	N	N	Y	N	N	Y	4
CENTRAL BANK OF INDIA	6301	4	12-04-2019	GOPALGANJ	HATHUA	CHHAP	200	N	N	N	Y	N	Y	Y	3
CENTRAL BANK OF INDIA	6301	5	16-04-2019	GOPALGANJ	MANJHA	JAGARNATHA	200	N	N	N	Y	N	Y	Y	6
CENTRAL BANK OF INDIA	6301	6	18-04-2019	GOPALGANJ	BAIKUNTHPUR	CHAMANPURA	100	N	N	N	Y	N	Y	Y	5
CENTRAL BANK OF INDIA	6301	7	24-04-2019	GOPALGANJ	BHORE	BAGAH	100	N	N	N	Y	N	Y	Y	4
CENTRAL BANK OF INDIA	6301	8	26-04-2019	GOPALGANJ	BARAULI	BISUNPURA	200	Y	N	N	Y	N	Y	Y	1
CENTRAL BANK OF INDIA	6301	9	09-05-2019	GOPALGANJ	BAIKUNTHPUR	DIGHWA DUBAULI	200	Y	N	N	Y	N	Y	Y	2
CENTRAL BANK OF INDIA	6301	10	11-05-2019	GOPALGANJ	GOPALGANJ	BHUWALITOLA	200	N	N	N	Y	N	Y	Y	1
CENTRAL BANK OF INDIA	6301	11	13-05-2019	GOPALGANJ	BARAULI	BAGHAWAR	100	N	N	N	Y	N	Y	Y	1
CENTRAL BANK OF INDIA	6301	12	14-05-2019	GOPALGANJ	BHORE	KHAJURAHA	75	Y	N	N	Y	N	Y	Y	5
CENTRAL BANK OF INDIA	6301	13	15-05-2019	GOPALGANJ	KUCHAIKOTE	JALALPUR	200	N	N	N	Y	N	Y	Y	4
CENTRAL BANK OF INDIA	6301	14	17-05-2019	GOPALGANJ	PANCHDEORI	SEMARIA	100	N	N	N	Y	N	Y	Y	3
CENTRAL BANK OF INDIA	6301	15	04-06-2019	GOPALGANJ	KUCHAIKOTE	D. KHAREYA	100	N	N	N	Y	N	Y	Y	2
CENTRAL BANK OF INDIA	6301	16	06-06-2019	GOPALGANJ	BHORE	KHADDAHI	100	N	N	N	Y	N	Y	Y	1
CENTRAL BANK OF INDIA	6301	17	07-06-2019	GOPALGANJ	GOPALGANJ	NAWADA RAJOK	50	N	N	N	Y	N	Y	Y	3
CENTRAL BANK OF INDIA	6301	18	11-06-2019	GOPALGANJ	SIDHWALIA	KESAWGAURA	100	N	N	N	Y	N	N	Y	4
CENTRAL BANK OF INDIA	6301	19	13-06-2019	GOPALGANJ	BARAULI	LARAU	50	N	N	N	Y	N	N	Y	5
CENTRAL BANK OF INDIA	6301	20	14-06-2019	GOPALGANJ	UCHAKAGAON	SAMPUR	100	N	N	N	Y	N	Y	Y	1
CENTRAL BANK OF INDIA	6401	1	08-04-2019	WEST CHAMPARAN	JOGAPATTI	SIRISIA	41	N	N	N	N	N	Y	Y	1&6
CENTRAL BANK OF INDIA	6401	2	09-04-2019	WEST CHAMPARAN	CHANPATIYA	TIKULIYA	27	N	N	N	N	N	Y	Y	1&2&6
CENTRAL BANK OF INDIA	6401	3	17-04-2019	WEST CHAMPARAN	JOGAPATTI	PIPARPATI STSWA	41	N	N	N	N	N	Y	Y	1&2&6
CENTRAL BANK OF INDIA	6401	4	26-04-2019	WEST CHAMPARAN	CHANPATIYA	KUMARBAGH	30	N	N	N	N	N	Y	Y	1&5&6
CENTRAL BANK OF INDIA	6401	5	07-05-2019	WEST CHAMPARAN	JOGAPATTI	SIKTA KALA	33	N	N	N	N	N	Y	Y	1 & 6
CENTRAL BANK OF INDIA	6401	6	08-05-2019	WEST CHAMPARAN	JOGAPATTI	MACHARGAWA	41	N	N	N	N	N	Y	Y	1 & 6
CENTRAL BANK OF INDIA	6401	7	15-05-2019	WEST CHAMPARAN	CHANPATIYA	KURIYA KOTHI	25	N	N	N	N	N	Y	Y	1 & 6
CENTRAL BANK OF INDIA	6401	8	20-05-2019	WEST CHAMPARAN	JOGAPATTI	SHEHURAWA BHERI	45	N	N	N	N	N	Y	Y	1 & 6
CENTRAL BANK OF INDIA	6401	9	27-05-2019	WEST CHAMPARAN	RAMNAGAR	TAULAHA	38	N	N	N	N	N	Y	Y	1&4&6
CENTRAL BANK OF INDIA	6401	10	30-05-2019	WEST CHAMPARAN	JOGAPATTI	DEOGHARWA	23	N	N	N	N	N	Y	Y	1&4&6
CENTRAL BANK OF INDIA	6401	11	09-06-2019	WEST CHAMPARAN	JOGAPATTI	SHIVRAJUPUR	45	N	N	N	N	N	Y	Y	1&2&6
CENTRAL BANK OF INDIA	6401	12	12-06-2019	WEST CHAMPARAN	CHANPATIYA	PURAINA	40	N	N	N	N	N	Y	Y	1&2&6
CENTRAL BANK OF INDIA	6401	13	27-06-2019	WEST CHAMPARAN	BAIRIA	BAIRIA	45	N	N	N	N	N	Y	Y	1&2&6
CENTRAL BANK OF INDIA	6401	14	29-06-2019	WEST CHAMPARAN	MAJHAULLIA	JAUKATIYA	34	N	N	N	N	N	Y	Y	1 & 6
CENTRAL BANK OF INDIA	7101	1	27-05-2019	KATI HAR	KATHAR	KATHAR	31	N	N	N	N	N	N	Y	4
CENTRAL BANK OF INDIA	7101	2	28-05-2019	KATI HAR	MANSAHI	LAHSA	42	N	Y	N	N	N	N	Y	1 & 5
CENTRAL BANK OF INDIA	7101	3	03-06-2019	KATI HAR	MANSAHI	KAJRA	200	N	N	N	Y	N	N	Y	1
CENTRAL BANK OF INDIA	7101	4	06-06-2019	KATI HAR	KADWA	KADWA	176	N	N	N	Y	N	N	Y	1
CENTRAL BANK OF INDIA	7101	5	07-06-2019	KATI HAR	BALRAMPUR	BALRAMPUR	222	N	N	N	Y	N	N	Y	1
CENTRAL BANK OF INDIA	7101	6	08-06-2019	KATI HAR	HASANGANJ	KHANWA	47	N	N	N	N	N	N	Y	1
CENTRAL BANK OF INDIA	7101	7	09-06-2019	KATI HAR	KADWA	NIRJHA	33	N	N	N	N	N	N	Y	1
CENTRAL BANK OF INDIA	7101	8	14-06-2019	KATI HAR	MANSAHI	MOHANPUR	101	N	Y	N	N	N	N	Y	4
CENTRAL BANK OF INDIA	7101	9	15-06-2019	KATI HAR	MANSAHI	DUMARIA	43	N	N	N	N	N	N	Y	5
CENTRAL BANK OF INDIA	7101	10	19-06-2019	KATI HAR	MANIHARI	MANIHARI	49	N	N	N	N	N	N	Y	2
CENTRAL BANK OF INDIA	8901	1	08-04-2019	VAISHALI	RAJAPAKAD	CHAKMOL	40	Y	N	N	N	N	Y	Y	1
CENTRAL BANK OF INDIA	8901	2	09-04-2019	VAISHALI	LALGANJ	REPURA	40	N	N	N	Y	Y	Y	Y	6
CENTRAL BANK OF INDIA	8901	3	10-04-2019	VAISHALI	BIDUPUR	RAHIMPUR	30	Y	N	N	N	Y	Y	Y	4
CENTRAL BANK OF INDIA	8901	4	22-04-2019	VAISHALI	RAJAPAKAD	MIRPUR	44	N	N	N	Y	N	Y	Y	5
CENTRAL BANK OF INDIA	8901	5	25-04-2019	VAISHALI	BHAGWANPUR	BOARIA	45	N	N	N	Y	Y	Y	Y	5
CENTRAL BANK OF INDIA	8901	6	06-05-2019	VAISHALI	RAGHOPUR	SHAHPUR	32	N	N	N	N	Y	Y	Y	6
CENTRAL BANK OF INDIA	8901	7	07-05-2019	VAISHALI	MAHUA	CHATWARA	30	N	N	N	Y	Y	Y	Y	6
CENTRAL BANK OF INDIA	8901	8	24-05-2019	VAISHALI	HAJIPUR	MAJOLI	29	N	N	N	N	Y	Y	Y	3
CENTRAL BANK OF INDIA	8901	9	28-05-2019	VAISHALI	BHAGWANPUR	KAMTOLIA	44	N	N	N	Y	Y	Y	Y	3
CENTRAL BANK OF INDIA	8901	10	29-05-2019	VAISHALI	HAJIPUR	NAWADA	25	Y	N	N	N	Y	Y	Y	6
CENTRAL BANK OF INDIA	8901	11	10-06-2019	VAISHALI	BHAGWANPUR	KOARI	60	N	N	N	Y	Y	Y	Y	4
CENTRAL BANK OF INDIA	8901	12	11-06-2019	VAISHALI	HAJIPUR	HASAN SARAI	32	N	N	N	N	Y	Y	Y	6
CENTRAL BANK OF INDIA	8901	13	13-06-2019	VAISHALI	HAJIPUR	KARNAPUR	30	N	N	N	Y	Y	N	Y	
CENTRAL BANK OF INDIA	8901	14	14-06-2019	VAISHALI	HAJIPUR	NODIA	32	N	N	N	Y	Y	Y	Y	1
CENTRAL BANK OF INDIA	8901	15	19-06-2019	VAISHALI	BIDUPUR	KHILWAT	50	N	N	N	Y	N	N	Y	
PUNJAB NATIONAL BANK	1	1	01-01-0001	NAWADA	NAWADA	BHAGWANPUR	30	N	N	N	N	N	N		shg
PUNJAB NATIONAL BANK	2	2	12-07-2019	BHOJPUR	ARA	MILKI	27	N	N	N	N	N	N		SHGS
CANARA BANK	79	1	02-04-2019	SHEIKHPURA	ARIYARI	ANJAN PUKHAR	80	N	N	N	N	N	N	Y	1
CANARA BANK	79	2	03-04-2019	SHEIKHPURA	BARBIGHA	ONMA	60	N	N	N	N	N	N	Y	1
CANARA BANK	79	3	04-04-2019	SHEIKHPURA	SHEIKHOPUR SARA	MOHABATPUR	110	N	N	N	N	N	N	Y	2
CANARA BANK	79	4	05-04-2019	SHEIKHPURA	SHEIKHPURA	MEHUS	100	N	N	N	N	N	N	Y	2

190



## Annexure II - PART B

## QUARTERLY REPORT ON CONDUCT OF TARGET GROUP SPECIFIC CAMPS BY FLCs

State	Bihar	QUARTERLY REPORT ON CONDUCT OF TARGET GROUP SPECIFIC CAMPS BY FLCs															
		Quarter ended	June	Sr. No. of Camp	Date of camp (DD/MM/YYYY)	District	Block	Village	No Of Participants	Stakeholders present (Indicate Y/N)							Target Group Addressed
Year	2019	LDM	DDM							LDO	Local Govt	NGO	BC	Others	(1. Farmers 2. Small Entrepreneurs 3. School Students 4. SHGs 5. Senior Citizen 6. Others)		
Bank Name	FLC Code																
DAKSHIN BIHAR GRAMIN BANK	4501	4	27-05-2019	BUXAR	ITARHI	NATHPUR	53	N	N	N	N	N	Y	Y			1
DAKSHIN BIHAR GRAMIN BANK	4501	4	18-05-2019	BUXAR	CHAUSA	BANARPUR	49	N	N	N	N	N	Y	Y			3
DAKSHIN BIHAR GRAMIN BANK	4501	5	30-04-2019	BUXAR	BRAHMPUR	RAGHUNATHPUR	55	N	N	N	N	N	Y	Y			3
DAKSHIN BIHAR GRAMIN BANK	5101	1	03-04-2019	NALANDA	PARWALPUR	PARWALPUR	80	N	N	N	N	N	Y	Y			1
DAKSHIN BIHAR GRAMIN BANK	5101	1	08-05-2019	NALANDA	RAHUI	MUSEPUR	52	N	N	N	N	N	Y	Y			1
DAKSHIN BIHAR GRAMIN BANK	5101	1	14-06-2019	NALANDA	CHANDI	MADHOPUR	76	N	N	N	N	N	Y	Y			4
DAKSHIN BIHAR GRAMIN BANK	5101	2	09-04-2019	NALANDA	RAJGIR	RAJGIR BAZAR	59	N	N	N	N	N	Y	Y			3
DAKSHIN BIHAR GRAMIN BANK	5101	2	09-05-2019	NALANDA	NOORSARAI	LODIPUR	102	N	N	N	N	N	Y	Y			6
DAKSHIN BIHAR GRAMIN BANK	5101	2	18-06-2019	NALANDA	ASTHAWAN	ONDA	82	N	N	N	N	N	Y	Y			1
DAKSHIN BIHAR GRAMIN BANK	5101	3	17-04-2019	NALANDA	EKANGERSARAI	EKANGERSARAI	64	N	N	N	N	N	Y	Y			1
DAKSHIN BIHAR GRAMIN BANK	5101	3	15-05-2019	NALANDA	ASTHAWAN	JANA	83	N	N	N	N	N	Y	Y			4
DAKSHIN BIHAR GRAMIN BANK	5101	3	20-06-2019	NALANDA	PARWALPUR	NISCHALGANJ	88	N	N	N	N	N	Y	Y			6
DAKSHIN BIHAR GRAMIN BANK	5101	4	18-04-2019	NALANDA	ISLAMPUR	ISLAMPUR	60	N	N	N	N	N	Y	Y			6
DAKSHIN BIHAR GRAMIN BANK	5101	4	16-05-2019	NALANDA	SILAO	EMSARI	57	N	N	N	N	N	Y	Y			1
DAKSHIN BIHAR GRAMIN BANK	5101	4	21-06-2019	NALANDA	BIHARSHARIF	TAKIYA KALAN	52	N	N	N	N	N	Y	Y			3
DAKSHIN BIHAR GRAMIN BANK	5101	5	27-06-2019	NALANDA	NOORSARAI	NOORSARAI	595	N	N	N	N	N	Y	Y			1
DAKSHIN BIHAR GRAMIN BANK	5201	1	10-04-2019	BHOJPUR	JAGDISHPUR	ISHADI BAZAR	31	N	N	N	N	N	Y	Y			3
DAKSHIN BIHAR GRAMIN BANK	5201	1	07-05-2019	BHOJPUR	ARA	GANGHAR	31	N	N	N	N	N	Y	N			1
DAKSHIN BIHAR GRAMIN BANK	5201	2	11-04-2019	BHOJPUR	BARHARA	BABURA	40	N	N	N	Y	N	Y	Y			2
DAKSHIN BIHAR GRAMIN BANK	5201	2	13-05-2019	BHOJPUR	ARA	MIRGANJ	41	N	N	N	N	N	Y	N			2
DAKSHIN BIHAR GRAMIN BANK	5201	3	15-04-2019	BHOJPUR	ARA	ALIPUR	27	N	N	N	N	N	Y	N			5
DAKSHIN BIHAR GRAMIN BANK	5201	3	15-05-2019	BHOJPUR	ARA	JAMIRA	22	N	N	N	N	N	Y	Y			3
DAKSHIN BIHAR GRAMIN BANK	5201	4	18-04-2019	BHOJPUR	ARA	GOTHAULA	45	N	N	N	N	N	Y	N			4
DAKSHIN BIHAR GRAMIN BANK	5201	4	17-05-2019	BHOJPUR	JAGDISHPUR	GYANPURA	22	N	N	N	N	N	Y	N			4
DAKSHIN BIHAR GRAMIN BANK	5201	5	24-06-2019	BHOJPUR	AGIAON	BELAUR	36	N	N	N	N	N	Y	Y			4
DAKSHIN BIHAR GRAMIN BANK	5201	5	19-06-2019	BHOJPUR	TARARI	BIHTA	32	N	N	N	N	N	Y	Y			2
DAKSHIN BIHAR GRAMIN BANK	5201	7	29-07-2019	BHOJPUR	KOILWAR	SURAUNDHA	29	N	N	N	N	N	Y	Y			2
DAKSHIN BIHAR GRAMIN BANK	5801	1	03-04-2019	AURANGABAD	HASPURA	SIHARI	42	N	N	N	Y	Y	Y	Y			2
DAKSHIN BIHAR GRAMIN BANK	5801	1	07-05-2019	AURANGABAD	BARUN	INGLISH	38	N	N	N	Y	Y	Y	Y			1
DAKSHIN BIHAR GRAMIN BANK	5801	1	03-06-2019	AURANGABAD	OBRA	AMILONA	39	N	N	N	Y	Y	Y	Y			1
DAKSHIN BIHAR GRAMIN BANK	5801	2	08-04-2019	AURANGABAD	GOH	PAUTHU	43	N	N	N	Y	Y	Y	Y			1
DAKSHIN BIHAR GRAMIN BANK	5801	2	08-05-2019	AURANGABAD	RAFIGANJ	BHADWA	37	N	N	N	Y	Y	Y	Y			4
DAKSHIN BIHAR GRAMIN BANK	5801	2	15-06-2019	AURANGABAD	MADANPUR	WAR	42	N	N	N	Y	Y	Y	Y			2
DAKSHIN BIHAR GRAMIN BANK	5801	3	15-04-2019	AURANGABAD	DAUDNAGAR	BALMHA	80	N	N	N	Y	Y	Y	Y			3
DAKSHIN BIHAR GRAMIN BANK	5801	3	09-05-2019	AURANGABAD	NAVINAGAR	CHARAN	43	N	N	N	Y	Y	Y	Y			3
DAKSHIN BIHAR GRAMIN BANK	5801	3	12-06-2019	AURANGABAD	BARUN	G.BIGHA	41	N	N	N	Y	Y	Y	Y			4
DAKSHIN BIHAR GRAMIN BANK	5801	4	17-04-2019	AURANGABAD	AURANGABAD	MAHTA	40	N	N	N	Y	Y	Y	Y			5
DAKSHIN BIHAR GRAMIN BANK	5801	4	15-05-2019	AURANGABAD	NAVINAGAR	N.N.ROAD	46	N	N	N	Y	Y	Y	Y			2
DAKSHIN BIHAR GRAMIN BANK	5801	4	14-06-2019	AURANGABAD	GOH	DOBAL	49	N	N	N	Y	Y	Y	Y			3
DAKSHIN BIHAR GRAMIN BANK	5901	1	09-04-2019	NAWADA	SIRDALA	CHAMOTHA	105	N	N	N	N	Y	Y	Y			5
DAKSHIN BIHAR GRAMIN BANK	5901	1	20-05-2019	NAWADA	AKBARPUR	DHANDHAARI	100	N	N	N	Y	Y	N	Y			4
DAKSHIN BIHAR GRAMIN BANK	5901	1	17-05-2019	NAWADA	ROH	GOYATHDIH	120	N	N	N	N	Y	Y	Y			2
DAKSHIN BIHAR GRAMIN BANK	5901	1	14-06-2019	NAWADA	ROH	BHATTA	120	N	N	N	N	Y	Y	Y			1
DAKSHIN BIHAR GRAMIN BANK	5901	2	22-04-2019	NAWADA	ROH	ROH	120	N	N	N	N	Y	Y	Y			2
DAKSHIN BIHAR GRAMIN BANK	5901	2	18-05-2019	NAWADA	ROH	MORMAA	130	N	N	N	Y	Y	N	Y			5
DAKSHIN BIHAR GRAMIN BANK	5901	2	15-06-2019	NAWADA	PAKRIBRAWAN	CHHOTI GULNI	145	N	N	N	N	N	Y	Y			4
DAKSHIN BIHAR GRAMIN BANK	5901	3	24-04-2019	NAWADA	WARSLIGANJ	BALWAPAR	100	N	N	N	Y	N	Y	Y			3
DAKSHIN BIHAR GRAMIN BANK	5901	3	20-05-2019	NAWADA	AKBARPUR	PACHRUKHI	100	N	N	N	N	Y	Y	Y			3
DAKSHIN BIHAR GRAMIN BANK	5901	3	17-06-2019	NAWADA	KOWAKOL	RANI BAZAR	105	N	N	N	N	N	Y	Y			2
DAKSHIN BIHAR GRAMIN BANK	5901	4	30-04-2019	NAWADA	AKBARPUR	MADHOPUR	160	N	N	N	N	Y	Y	Y			4
DAKSHIN BIHAR GRAMIN BANK	5901	4	18-06-2019	NAWADA	PAKRIBRAWAN	KOYARI BIGHA	150	N	N	N	N	N	Y	Y			3
DAKSHIN BIHAR GRAMIN BANK	6001	1	12-04-2019	PATNA	PALIGANJ	SIKARIYA	110	N	N	N	Y	N	N	Y			1
DAKSHIN BIHAR GRAMIN BANK	6001	1	03-05-2019	PATNA	BAKHTIYARPUR	RUKUNPURA	110	N	N	N	Y	N	Y	Y			1
DAKSHIN BIHAR GRAMIN BANK	6001	1	03-06-2019	PATNA	FATUHA	MASHADHI	40	N	N	N	Y	N	Y	Y			1
DAKSHIN BIHAR GRAMIN BANK	6001	2	16-04-2019	PATNA	MASAUDHI	PABHERI MORE	80	N	N	N	Y	N	Y	Y			2
DAKSHIN BIHAR GRAMIN BANK	6001	2	07-05-2019	PATNA	MASAUDHI	BIRANCHI	70	N	N	N	Y	N	N	Y			2
DAKSHIN BIHAR GRAMIN BANK	6001	2	04-06-2019	PATNA	SAMPATCHAK	BRAHMPUR	40	N	N	N	Y	N	N	Y			2
DAKSHIN BIHAR GRAMIN BANK	6001	3	24-04-2019	PATNA	BAKHTIYARPUR	SALIMPUR	110	N	N	N	Y	N	Y	Y			5
DAKSHIN BIHAR GRAMIN BANK	6001	3	10-05-2019	PATNA	PALIGANJ	MANKUDHA	105	N	N	N	Y	N	N	Y			5
DAKSHIN BIHAR GRAMIN BANK	6001	3	06-06-2019	PATNA	SAMPATCHAK	MAHULI	40	N	N	N	Y	N	N	Y			5
DAKSHIN BIHAR GRAMIN BANK	6001	4	26-04-2019	PATNA	SAMPATCHAK	MAHULI	140	N	N	N	Y	N	N	Y			3
DAKSHIN BIHAR GRAMIN BANK	6001	4	15-05-2019	PATNA	MASAUDHI	KADIRGANJ	145	N	N	N	Y	N	Y	Y			3
DAKSHIN BIHAR GRAMIN BANK	6001	4	07-06-2019	PATNA	DANAPUR	USARI	50	N	N	N	Y	N	N	Y			4
DAKSHIN BIHAR GRAMIN BANK	6701	1	17-04-2019	ROHTAS	NOKHA	MEYARI BAZAR	51	N	N	N	Y	N	N	Y			2
DAKSHIN BIHAR GRAMIN BANK	6701	1	07-05-2019	ROHTAS	CHENARI	KURMABAD	48	N	N	N	Y	N	Y	Y			2
DAKSHIN BIHAR GRAMIN BANK	6701	1	14-06-2019	ROHTAS	SASARAM	BAJALA	45	N	N	N	Y	N	N	Y			2
DAKSHIN BIHAR GRAMIN BANK	6701	2	18-04-2019	ROHTAS	NOKHA	BARAON BAZAR	54	N	N	N	Y	N	N	Y			1
DAKSHIN BIHAR GRAMIN BANK	6701	2	15-06-2019	ROHTAS	SASARAM	FAZALGANJ	50	N	N	N	Y	N	N	Y			1
DAKSHIN BIHAR GRAMIN BANK	6701	3	24-04-2019	ROHTAS	CHENARI	REDIYAN KALAN	53	N	N	N	Y	N	N	Y			4
DAKSHIN BIHAR GRAMIN BANK	6701	3	03-05-2019	ROHTAS	CHENARI	HATA	40	N	N	N	Y	N	Y	Y			4
DAKSHIN BIHAR GRAMIN BANK	6701	3	17-06-2019	ROHTAS	DEHARI	JAMUHAR	45	N	N	N	Y	N	N	Y			4
DAKSHIN BIHAR GRAMIN BANK	6701	4	25-04-2019	ROHTAS	DINARA	NATWAR KALAN	57	N	N	N	Y	N	N	Y			5
DAKSHIN BIHAR GRAMIN BANK	6701	4	13-05-2019	ROHTAS	DAWAT	BABHANAUL	52	N	N	N	N	N	N	Y			5
DAKSHIN BIHAR GRAMIN BANK	6701	4	18-06-2019	ROHTAS	SASARAM	NAHAUNA	55	N	N	N	Y	N	N	Y			5
DAKSHIN BIHAR GRAMIN BANK	6710	2	08-05-2019	ROHTAS	SASARAM	AGRER	51	N	N	N	N	N	Y	Y			1
DAKSHIN BIHAR GRAMIN BANK	7001	1	04-04-2019	GAYA	CHANDAUTI	BITHOSHARIF	40	N	N	N	N	N	Y	Y			2
DAKSHIN BIHAR GRAMIN BANK	7001	1	06-05-2019	GAYA	WAZIRGANJ	KENARCHATTI	48	N	N	N	N	N	Y	Y			2
DAKSHIN BIHAR GRAMIN BANK	7001	1	03-06-2019	GAYA	BELAGANJ	DIHA	76	N	N	N	N	N	Y	Y			1
DAKSHIN BIHAR GRAMIN BANK	7001	2	17-04-2019	GAYA	MANPUR	SADIPUR	47	N	N	N	N	N	Y	Y			3
DAKSHIN BIHAR GRAMIN BANK	7001	2	09-05-2019	GAYA	TANKUPPA	SIMARIYA	42	N	N	N	N	Y	Y	Y			4

## QUARTERLY REPORT ON CONDUCT OF TARGET GROUP SPECIFIC CAMPS BY FLCs

State	Bihar	Quarter ended	June	Year	2019	Bank Name	FLC Code	Sr. No. of Camp	Date of camp (DD/MM/YYYY)	District	Block	Village	No Of Participants	Stakeholders present (Indicate Y/N)							Target Group Addressed
														LDM	DDM	LDO	Local Govt	NGO	BC	Others	
DAKSHIN BIHAR GRAMIN BANK	7001	2	03-06-2019	GAYA	BELAGANI	DALALCHAK	50	N	N	N	N	N	N	N	Y	Y	Y	1			
DAKSHIN BIHAR GRAMIN BANK	7001	3	22-04-2019	GAYA	BODH GAYA	BASARHI	90	N	N	N	N	N	N	N	Y	Y	Y	5			
DAKSHIN BIHAR GRAMIN BANK	7001	3	10-05-2019	GAYA	TEKARI	BANABIGHA	36	N	N	N	N	N	N	N	Y	Y	Y	1			
DAKSHIN BIHAR GRAMIN BANK	7001	3	03-06-2019	GAYA	BELAGANI	SIMDANI	60	N	N	N	N	N	N	N	Y	Y	Y	1			
DAKSHIN BIHAR GRAMIN BANK	7001	4	23-04-2019	GAYA	IMAMGANJ	MALHARI	38	N	N	N	N	N	N	N	Y	Y	Y	4			
DAKSHIN BIHAR GRAMIN BANK	7001	4	22-05-2019	GAYA	KONCH	BIRNAWAN	60	N	N	N	N	N	N	N	Y	Y	Y	3			
DAKSHIN BIHAR GRAMIN BANK	7001	4	06-06-2019	GAYA	TEKARI	KHANETU	56	N	N	N	N	N	N	N	Y	Y	Y	1			
DAKSHIN BIHAR GRAMIN BANK	7001	5	07-06-2019	GAYA	MANPUR	MAHUAR	43	N	N	N	N	N	N	N	Y	Y	Y	1			
DAKSHIN BIHAR GRAMIN BANK	7001	6	11-06-2019	GAYA	AMAS	SHYAM NAGAR	44	N	N	N	N	N	N	N	Y	Y	Y	5			
DAKSHIN BIHAR GRAMIN BANK	7001	6	11-06-2019	GAYA	AMAS	SHYAM NAGAR	44	N	N	N	N	N	N	N	Y	Y	Y	5			
DAKSHIN BIHAR GRAMIN BANK	7001	7	24-06-2019	GAYA	FATEHPUR	GOPIMORE	40	N	N	N	N	N	N	N	Y	Y	Y	2			
DAKSHIN BIHAR GRAMIN BANK	7001	8	25-06-2019	GAYA	BODHGAYA	KURMAWAN	330	Y	Y	N	Y	Y	Y	Y	Y	Y	Y	1			
DAKSHIN BIHAR GRAMIN BANK	7001	9	26-06-2019	GAYA	MOHANPUR	KHIRIYAWAN	50	N	N	N	N	N	N	N	Y	Y	Y	4			
DAKSHIN BIHAR GRAMIN BANK	7001	10	28-06-2019	GAYA	MOHRA	PURAINI	60	N	N	N	N	N	N	N	Y	Y	Y	3			
DAKSHIN BIHAR GRAMIN BANK	8101	1	16-04-2019	JEHANABAD	JEHANABAD	MANIYA'WA	120	N	N	N	N	N	N	N	Y	Y	Y	3			
DAKSHIN BIHAR GRAMIN BANK	8101	1	16-04-2019	JEHANABAD	JEHANABAD	MANIYAWAMA	120	N	N	N	N	N	N	N	Y	Y	Y	3			
DAKSHIN BIHAR GRAMIN BANK	8101	1	02-05-2019	JEHANABAD	JEHANABAD	PACHMOHALLA	100	N	N	N	N	N	N	N	Y	Y	Y	6			
DAKSHIN BIHAR GRAMIN BANK	8101	1	01-06-2019	JEHANABAD	KAKO	MAI	50	N	N	N	N	N	N	N	Y	Y	Y	6			
DAKSHIN BIHAR GRAMIN BANK	8101	2	23-04-2019	JEHANABAD	MAKHDUMPUR	DAKRA	100	N	N	N	N	N	N	N	Y	Y	Y	6			
DAKSHIN BIHAR GRAMIN BANK	8101	2	03-05-2019	JEHANABAD	MODANGANJ	BANDUGANJ	80	N	N	N	N	N	N	N	Y	Y	Y	4			
DAKSHIN BIHAR GRAMIN BANK	8101	2	04-06-2019	JEHANABAD	GHOSI	KURA	60	N	N	N	N	N	N	N	Y	Y	Y	4			
DAKSHIN BIHAR GRAMIN BANK	8101	3	25-04-2019	JEHANABAD	DHOSI	LODIPUR	110	N	N	N	N	N	N	N	Y	Y	Y	4			
DAKSHIN BIHAR GRAMIN BANK	8101	3	03-05-2019	JEHANABAD	KAKO	BIBIPUR	70	N	N	N	N	N	N	N	Y	Y	Y	6			
DAKSHIN BIHAR GRAMIN BANK	8101	3	06-06-2019	JEHANABAD	MAKHDUMPUR	JAMANGANJ	60	N	N	N	N	N	N	N	Y	Y	Y	6			
DAKSHIN BIHAR GRAMIN BANK	8101	4	29-04-2019	JEHANABAD	RATNIFAREDPUR	NEHALPUR	100	N	N	N	N	N	N	N	Y	Y	Y	1			
DAKSHIN BIHAR GRAMIN BANK	8101	4	03-05-2019	JEHANABAD	JEHANABAD	PINJOURA	80	N	N	N	N	N	N	N	Y	Y	Y	6			
DAKSHIN BIHAR GRAMIN BANK	8101	4	06-06-2019	JEHANABAD	MAKHDUMPUR	ALUABIGHA	50	N	N	N	N	N	N	N	Y	Y	Y	4			
DAKSHIN BIHAR GRAMIN BANK	8101	5	04-05-2019	JEHANABAD	KAKO	SALEMPUR LANJO	30	N	N	N	N	N	N	N	Y	Y	Y	1			
DAKSHIN BIHAR GRAMIN BANK	8101	5	07-06-2019	JEHANABAD	KAKO	BIBIPUR	40	N	N	N	N	N	N	N	Y	Y	Y	6			
DAKSHIN BIHAR GRAMIN BANK	8101	6	04-05-2019	JEHANABAD	JEHANABAD	MANDEBIGHA	40	N	N	N	N	N	N	N	Y	Y	Y	6			
DAKSHIN BIHAR GRAMIN BANK	8101	7	10-05-2019	JEHANABAD	RATNIFAREDPUR	SAKURABAD	80	N	N	N	N	N	N	N	Y	Y	Y	6			
DAKSHIN BIHAR GRAMIN BANK	8101	8	13-05-2019	JEHANABAD	RATNIFAREDPUR	KANSUA	80	N	N	N	N	N	N	N	Y	Y	Y	6			
DAKSHIN BIHAR GRAMIN BANK	8101	9	13-05-2019	JEHANABAD	JEHANABAD	KINARI	80	N	N	N	N	N	N	N	Y	Y	Y	6			
DAKSHIN BIHAR GRAMIN BANK	8101	10	15-05-2019	JEHANABAD	MODANGANJ	OKARI	80	N	N	N	N	N	N	N	Y	Y	Y	6			
DAKSHIN BIHAR GRAMIN BANK	8101	11	16-05-2019	JEHANABAD	JEHANABAD	PACHMOHALLA	50	N	N	N	N	N	N	N	Y	Y	Y	6			
DAKSHIN BIHAR GRAMIN BANK	8101	12	21-05-2019	JEHANABAD	MAKHDUMPUR	TEHTA	70	N	N	N	N	N	N	N	Y	Y	Y	6			
DAKSHIN BIHAR GRAMIN BANK	8101	13	22-05-2019	JEHANABAD	MAKHDUMPUR	NAWABGANJ	40	N	N	N	N	N	N	N	Y	Y	Y	6			
DAKSHIN BIHAR GRAMIN BANK	8101	14	28-05-2019	JEHANABAD	JEHANABAD	JEHANABAD	90	N	N	N	N	N	N	N	Y	Y	Y	6			
DAKSHIN BIHAR GRAMIN BANK	8101	15	29-05-2019	JEHANABAD	JEHANABAD	PINJOURA	50	N	N	N	N	N	N	N	Y	Y	Y	1			
DAKSHIN BIHAR GRAMIN BANK	8101	16	30-05-2019	JEHANABAD	JEHANABAD	BHELAWAL	60	N	N	N	N	N	N	N	Y	Y	Y	5			
DAKSHIN BIHAR GRAMIN BANK	8501	1	16-04-2019	KHAGARIA	GOGRI	RAMPUR	46	N	N	N	N	N	N	N	Y	Y	Y	1			
DAKSHIN BIHAR GRAMIN BANK	8501	1	03-05-2019	KHAGARIA	ALLOULI	ALLOULI	67	N	N	N	N	N	N	N	Y	Y	Y	4			
DAKSHIN BIHAR GRAMIN BANK	8501	1	10-06-2019	KHAGARIA	KHAGARIA	SHEIKHPURA	50	N	N	N	N	N	N	N	Y	Y	Y	1			
DAKSHIN BIHAR GRAMIN BANK	8501	2	10-04-2019	KHAGARIA	GOGRI	ITARHI	36	N	N	N	N	N	N	N	Y	Y	Y	2			
DAKSHIN BIHAR GRAMIN BANK	8501	2	10-05-2019	KHAGARIA	ALLOULI	SHARBANNI	76	N	N	N	N	N	N	N	Y	Y	Y	1			
DAKSHIN BIHAR GRAMIN BANK	8501	2	14-06-2019	KHAGARIA	KHAGARIA	KUTUBPUR	59	N	N	N	N	N	N	N	Y	Y	Y	2			
DAKSHIN BIHAR GRAMIN BANK	8501	3	30-04-2019	KHAGARIA	GOGRI	H.S.GOGRI	96	N	N	N	N	N	N	N	Y	Y	Y	3			
DAKSHIN BIHAR GRAMIN BANK	8501	3	14-05-2019	KHAGARIA	ALLOULI	GORIAMI	74	N	N	N	N	N	N	N	Y	Y	Y	2			
DAKSHIN BIHAR GRAMIN BANK	8501	3	18-06-2019	KHAGARIA	KHAGARIA	H.S.RAHIMPUR	70	N	N	N	N	N	N	N	Y	Y	Y	3			
DAKSHIN BIHAR GRAMIN BANK	8501	4	18-04-2019	KHAGARIA	GOGRI	PARSAHA	41	N	N	N	N	N	N	N	Y	Y	Y	5			
DAKSHIN BIHAR GRAMIN BANK	8501	4	21-05-2019	KHAGARIA	ALLOULI	GAURACHAK	67	N	N	N	N	N	N	N	Y	Y	Y	5			
DAKSHIN BIHAR GRAMIN BANK	8501	4	21-06-2019	KHAGARIA	KHAGARIA	GANGAUR	73	N	N	N	N	N	N	N	Y	Y	Y	5			
DAKSHIN BIHAR GRAMIN BANK	8501	5	05-06-2019	KHAGARIA	KHAGARIA	MATHURAPUR	65	N	N	N	N	N	N	N	Y	Y	Y	4			
DAKSHIN BIHAR GRAMIN BANK	10901	1	16-04-2019	ARWAL	ARWAL	BAIDRABAD	24	N	N	N	N	N	N	N	Y	Y	Y	2			
DAKSHIN BIHAR GRAMIN BANK	10901	1	27-05-2019	ARWAL	ARWAL	ARWAL	18	N	N	N	N	N	N	N	Y	Y	Y	2			
DAKSHIN BIHAR GRAMIN BANK	10901	1	03-06-2019	ARWAL	ARWAL	FAKHRAPUR	41	N	N	N	N	N	N	N	Y	Y	Y	2			
DAKSHIN BIHAR GRAMIN BANK	10901	2	15-04-2019	ARWAL	ARWAL	FAKHARPUR	51	N	N	N	N	N	N	N	Y	Y	Y	3			
DAKSHIN BIHAR GRAMIN BANK	10901	2	27-05-2019	ARWAL	ARWAL	PARSHADI ENGLIS	26	N	N	N	N	N	N	N	Y	Y	Y	1			
DAKSHIN BIHAR GRAMIN BANK	10901	2	04-06-2019	ARWAL	KALER	PARAMPURA	46	N	N	N	N	N	N	N	Y	Y	Y	1			
DAKSHIN BIHAR GRAMIN BANK	10901	3	22-04-2019	ARWAL	KALER	WALIDAD	34	N	N	N	N	N	N	N	Y	Y	Y	1			
DAKSHIN BIHAR GRAMIN BANK	10901	3	28-05-2019	ARWAL	KARPI	S.P.IMAMGANJ	55	N	N	N	N	N	N	N	Y	Y	Y	3			
DAKSHIN BIHAR GRAMIN BANK	10901	3	06-06-2019	ARWAL	KARPI	IBRAHIMPUR	30	N	N	N	N	N	N	N	Y	Y	Y	4			
DAKSHIN BIHAR GRAMIN BANK	10901	4	26-04-2019	ARWAL	ARWAL	RAMPUR CHAURAM	18	N	N	N	N	N	N	N	Y	Y	Y	4			
DAKSHIN BIHAR GRAMIN BANK	10901	4	29-05-2019	ARWAL	ARWAL	RAMPUR CHURAM	23	N	N	N	N	N	N	N	Y	Y	Y	4			
DAKSHIN BIHAR GRAMIN BANK	10901	4	07-06-2019	ARWAL	KARPI	MIRZAPUR	19	N	N	N	N	N	N	N	Y	Y	Y	5			
DAKSHIN BIHAR GRAMIN BANK	10901	5	30-04-2019	ARWAL	KALER	MAHANDIYA	27	N	N	N	N	N	N	N	Y	Y	Y	6			
DAKSHIN BIHAR GRAMIN BANK	10901	5	12-06-2019	ARWAL	KARPI	PARIYARI	38	N	N	N	N	N	N	N	Y	Y	Y	3			
UTTAR BIHAR GRAMIN BANK	4802	1	26-06-2019	SUPAUL	THUMHA	BISHANPUR	90	N	N	N	N	N	N	N	Y	Y	Y	1			
UTTAR BIHAR GRAMIN BANK	4802	2	24-05-2019	SUPAUL	JADIAHAT	PHULKAHA	94	N	N	N	N	N	N	N	Y	Y	Y	5			
UTTAR BIHAR GRAMIN BANK	4802	3	30-05-2019	SUPAUL	THUMHA	BASHA	88	N	N	N	N	N	N	N	Y	Y	Y	1			
UTTAR BIHAR GRAMIN BANK	4802	4	03-06-2019	SUPAUL	JADIAHAT	HIRAPATTI	84	N	N	N	N	N	N	N	Y	Y	Y	5			
UTTAR BIHAR GRAMIN BANK	4802	5	03-06-2019	SUPAUL	JADIAHAT	PARSAGARHI	92	N	N	N	N	N	N	N	Y	Y	Y	3			
UTTAR BIHAR GRAMIN BANK	4902	9	03-06-2019	KISHANGANJ	DIGHAL BANK	TULSIA	84	N	N	N	N	N	N	N	Y	Y	Y	-1,2			
UTTAR BIHAR GRAMIN BANK	4902	10	03-06-2019	KISHANGANJ	DIGHAL BANK	KURHAULI	74	N	N	N	N	N	N	N	Y	Y	Y	1,2,3			
UTTAR BIHAR GRAMIN BANK	4902	11	04-06-2019	KISHANGANJ	KOCHADHAMAN	KOCHADHAMAN	77	N	N	N	N	N	N	N	Y	Y	Y	1,2,3			
UTTAR BIHAR GRAMIN BANK	4902	12	04-06-2019	KISHANGANJ	KOCHADHAMAN	KANHIYABALI	80	N	N	N	N	N	N	N	Y	Y	Y	1,4			
UTTAR BIHAR GRAMIN BANK	5302	1	07-06-2019	E.CHAMPARAN	KESARIA	SAROTTAR	87	N	N	N	N	N	N	N	Y	Y	Y	1,6			
UTTAR BIHAR GRAMIN BANK	5302	2	07-06-2019	E.CHAMPARAN	SANGRAMPUR	BHAWANIPUR	95	N	N	N	N	N	N	N	Y	Y	Y	3			
UTTAR BIHAR GRAMIN BANK	5302	3	11-06-2019	E.CHAMPARAN	PHENHARA	GAIBANDHI	98	N	N	N	N	N	N	N	Y	Y	Y	5			
UTTAR BIHAR GRAMIN BANK	5302	4	14-06-2019	E.CHAMPARAN	GHORASAHAN	BIJAI	86	N	N	N	N	N	N	N	Y	Y	Y	4			
UTTAR BIHAR GRAMIN BANK	5302	5	25-06-2019	E.CHAMPARAN	CHHAURADANO	KUDARKAT	81	N	N	N	N	N	N	N	Y	Y	Y	4			



Annexure II - PART B  
 QUARTERLY REPORT ON CONDUCT OF TARGET GROUP SPECIFIC CAMPS BY FLCs

State	Bihar	Quarter ended	June	Year	2019	Sr. No. of Camp	Date of camp (DD/MM/YYYY)	District	Block	Village	No Of Participants	Stakeholders present (Indicate Y/N)						Target Group Addressed (1. Farmers 2. Small Entrepreneurs 3. School Students 4. SHGs 5. Senior Citizen 6. Others)
												LDM	DDM	LDO	Local Govt	NGO	BC	
UTTAR BIHAR GRAMIN BANK	5302	6	27-06-2019	E.CHAMPARAN	KALYANPUR	BAKHARI	90	N	N	N	N	N	Y	Y	Y	3		
UTTAR BIHAR GRAMIN BANK	5402	1	27-05-2019	MADHUBANI	MADHEPUR	BHAGIA	84	N	N	N	Y	N	Y	Y	Y	1		
UTTAR BIHAR GRAMIN BANK	5402	2	03-06-2019	MADHUBANI	LAKHNAUR	SONRE	87	N	N	N	Y	N	Y	Y	Y	2		
UTTAR BIHAR GRAMIN BANK	5402	3	04-06-2019	MADHUBANI	ANDHRA THARHI	SHIBA	78	N	N	N	Y	N	Y	Y	Y	4		
UTTAR BIHAR GRAMIN BANK	5402	4	05-06-2019	MADHUBANI	MADHEPUR	DALDAL	172	N	N	N	Y	N	Y	Y	Y	1		
UTTAR BIHAR GRAMIN BANK	5402	5	27-06-2019	MADHUBANI	BABUBARHI	RAMNIPATTI	86	N	N	N	Y	N	Y	Y	Y	1		
UTTAR BIHAR GRAMIN BANK	5702	1	14-05-2019	SIWAN	HASANPURA	BHABHOPALI	78	N	N	N	Y	N	Y	N	Y	1,6		
UTTAR BIHAR GRAMIN BANK	5702	2	16-05-2019	SIWAN	GUTHANI	SELAUR	76	N	N	N	Y	N	Y	N	Y	1,6		
UTTAR BIHAR GRAMIN BANK	5702	3	20-05-2019	SIWAN	LAKRI NABIGANJ	BHOPATPUR	79	N	N	N	Y	N	Y	N	Y	3		
UTTAR BIHAR GRAMIN BANK	5702	4	23-05-2019	SIWAN	HASANPURA	MANDARPALI	26	N	N	N	Y	N	Y	N	Y	3		
UTTAR BIHAR GRAMIN BANK	5702	5	27-05-2019	SIWAN	GUTHANI	BHAGWANPUR	46	N	N	N	Y	N	Y	N	Y	4		
UTTAR BIHAR GRAMIN BANK	5702	6	30-05-2019	SIWAN	GUTHANI	SEMATAR	83	N	N	N	Y	N	Y	N	Y	4		
UTTAR BIHAR GRAMIN BANK	5702	7	08-04-2019	SIWAN	SIWAN	SARSA	83	N	N	N	Y	N	Y	N	Y	1,2		
UTTAR BIHAR GRAMIN BANK	5702	8	12-04-2019	SIWAN	RAGHUNATHPUR	KHUJWA	75	N	N	N	Y	N	Y	N	Y	1,2		
UTTAR BIHAR GRAMIN BANK	5702	9	15-04-2019	SIWAN	RAGHUNATHPUR	PARSURAMPUR	76	N	N	N	Y	N	Y	N	Y	1		
UTTAR BIHAR GRAMIN BANK	5702	10	16-04-2019	SIWAN	HUSSAINGANJ	FARIDPUR	81	N	N	N	Y	N	Y	N	Y	3		
UTTAR BIHAR GRAMIN BANK	5702	11	20-04-2019	SIWAN	PACHRUKHI	SAHLAUR	79	N	N	N	Y	N	Y	N	Y	5,6		
UTTAR BIHAR GRAMIN BANK	5702	12	23-04-2019	SIWAN	LAKRI NABIGANJ	KAPRIPUR	80	N	N	N	Y	N	Y	N	Y	5,6		
UTTAR BIHAR GRAMIN BANK	6202	1	04-06-2019	MUZAFFARPUR	KATRA	KATRA,KATRA	82	N	N	N	Y	N	Y	N	Y	1		
UTTAR BIHAR GRAMIN BANK	6202	2	06-06-2019	MUZAFFARPUR	KUDHANI	BALIYA CHOWK,BA	73	N	N	N	Y	N	Y	Y	Y	2		
UTTAR BIHAR GRAMIN BANK	6202	3	06-06-2019	MUZAFFARPUR	KUDHANI	DHORI PRASHURAM	77	N	N	N	Y	N	Y	Y	Y	4		
UTTAR BIHAR GRAMIN BANK	6202	4	07-06-2019	MUZAFFARPUR	SARAIYA	NARAYANPUR,POKH	72	N	N	N	Y	N	Y	Y	Y	4		
UTTAR BIHAR GRAMIN BANK	6202	5	07-06-2019	MUZAFFARPUR	SARAIYA	MANIKPUR CHOWK,	80	N	N	N	Y	N	Y	Y	Y	4		
UTTAR BIHAR GRAMIN BANK	6302	1	21-06-2019	GOPALGANJ	HATHUA	BARAIPATTI	81	N	N	N	N	N	N	Y	Y	1,4		
UTTAR BIHAR GRAMIN BANK	6302	2	24-06-2019	GOPALGANJ	KUCHAIKOT	SEMRA	77	N	N	N	N	N	Y	Y	Y	1,6		
UTTAR BIHAR GRAMIN BANK	6302	3	25-06-2019	GOPALGANJ	PANCHDEORI	JAMUNAHA	80	N	N	N	N	N	Y	Y	Y	1,6		
UTTAR BIHAR GRAMIN BANK	6302	4	25-06-2019	GOPALGANJ	BHORE	HUSSEPUR	76	N	N	N	N	N	Y	Y	Y	1,6		
UTTAR BIHAR GRAMIN BANK	6502	1	06-06-2019	SHEOHAR	DHANKAUL	HARPUR	78	N	N	N	N	N	Y	Y	Y	1,5		
UTTAR BIHAR GRAMIN BANK	6502	2	23-04-2019	SHEOHAR	PIPRAHI	KAMRAYLI	81	N	N	N	N	N	Y	Y	Y	1		
UTTAR BIHAR GRAMIN BANK	6602	24	13-06-2019	SARAN	MASHRAKH	DHAWRI GOPAL	75	N	N	N	Y	N	Y	Y	Y	1,3		
UTTAR BIHAR GRAMIN BANK	6602	25	13-06-2019	SARAN	MASHRAKH	BANSOHI	62	N	N	N	Y	N	Y	Y	Y	2		
UTTAR BIHAR GRAMIN BANK	6602	26	18-06-2019	SARAN	MASHRAKH	CHAPPIYA	76	N	N	N	Y	N	Y	Y	Y	4		
UTTAR BIHAR GRAMIN BANK	6602	27	18-06-2019	SARAN	BANIYAPUR	KHAKI MATHIYA	62	N	N	N	Y	N	Y	Y	Y	5		
UTTAR BIHAR GRAMIN BANK	6602	28	18-06-2019	SARAN	BANIAPUR	HARPUR	76	N	N	N	Y	N	Y	Y	Y	1,6		
UTTAR BIHAR GRAMIN BANK	6602	29	18-06-2019	SARAN	BANIAPUR	SAREYA	85	N	N	N	Y	N	Y	Y	Y	3		
UTTAR BIHAR GRAMIN BANK	6602	30	18-06-2019	SARAN	BANIAPUR	SATUAN	68	N	N	N	Y	N	Y	Y	Y	3		
UTTAR BIHAR GRAMIN BANK	6602	31	19-06-2019	SARAN	ISUAPUR	ISUAPUR	78	N	N	N	Y	N	Y	Y	Y	1,2		
UTTAR BIHAR GRAMIN BANK	6602	32	19-06-2019	SARAN	BANIAPUR	BHITHI	62	N	N	N	Y	N	Y	Y	Y	1,2		
UTTAR BIHAR GRAMIN BANK	6602	33	19-06-2019	SARAN	MASHRAKH	RAJAPATTI	87	N	N	N	Y	N	Y	Y	Y	1		
UTTAR BIHAR GRAMIN BANK	6802	1	02-04-2019	MADHEPURA	BIHARIGANJ	KALHAUTIA	80	N	N	N	N	N	Y	Y	Y	1		
UTTAR BIHAR GRAMIN BANK	6802	2	08-04-2019	MADHEPURA	BIHARIGANJ	TULSIA	86	N	N	N	N	N	Y	Y	Y	5		
UTTAR BIHAR GRAMIN BANK	6802	3	09-04-2019	MADHEPURA	UDAKISHUNGANJ	SINGARPUR	90	N	N	N	N	N	Y	Y	Y	1		
UTTAR BIHAR GRAMIN BANK	6802	4	26-04-2019	MADHEPURA	KUMARKHAND	SARHADGATI	76	N	N	N	N	N	Y	Y	Y	5		
UTTAR BIHAR GRAMIN BANK	6802	5	11-05-2019	MADHEPURA	KUMARKHAND	LAXMIPUR BHAGWA	79	N	N	N	N	N	Y	Y	Y	3		
UTTAR BIHAR GRAMIN BANK	6802	6	13-05-2019	MADHEPURA	MURLIGANJ	BISHANPUR	82	N	N	N	N	N	Y	Y	Y	1		
UTTAR BIHAR GRAMIN BANK	6802	7	30-05-2019	MADHEPURA	GAMHARIA	JOBANI	86	N	N	N	N	N	Y	Y	Y	5		
UTTAR BIHAR GRAMIN BANK	6802	8	03-05-2019	MADHEPURA	MURLIGANJ	TUMAUT PARSA	84	N	N	N	N	N	Y	Y	Y	3		
UTTAR BIHAR GRAMIN BANK	6802	9	04-06-2019	MADHEPURA	MURLIGANJ	PARMANDPUR CHAK	87	N	N	N	N	N	Y	Y	Y	3		
UTTAR BIHAR GRAMIN BANK	7102	1	19-06-2019	KATIHAR	KORHA	KORHA	68	N	N	N	Y	N	Y	Y	Y	1		
UTTAR BIHAR GRAMIN BANK	7102	2	22-05-2019	KATIHAR	KORHA	GERA BARI	70	N	N	N	Y	N	Y	Y	Y	2,4		
UTTAR BIHAR GRAMIN BANK	7102	3	27-05-2019	KATIHAR	BALARAMPUR	BALYGANJ	71	N	N	N	Y	N	Y	Y	Y	1,6		
UTTAR BIHAR GRAMIN BANK	7102	4	01-05-2019	KATIHAR	KORHA	SISIYA	65	N	N	N	Y	N	Y	Y	Y	2,4		
UTTAR BIHAR GRAMIN BANK	7102	5	04-06-2019	KATIHAR	BARSOI	BAJIDPUR	78	N	N	N	Y	N	Y	Y	Y	1,6		
UTTAR BIHAR GRAMIN BANK	7402	1	01-01-0001	DARBHANGA	GHANSHYAMPUR	PUNHAD	60	N	N	N	N	Y	Y	N	Y	1		
UTTAR BIHAR GRAMIN BANK	7402	2	04-06-2019	DARBHANGA	MANIGACHHI	TATUAR	65	N	N	N	N	N	N	N	N	1		
UTTAR BIHAR GRAMIN BANK	7402	3	06-06-2019	DARBHANGA	KEOTI	KHIRMA	73	N	N	N	Y	Y	Y	N	Y	1		
UTTAR BIHAR GRAMIN BANK	7402	4	14-06-2019	DARBHANGA	K.ASTHAN	KUSHESHWAR ASTH	525	N	N	N	Y	Y	Y	N	Y	1		
UTTAR BIHAR GRAMIN BANK	7602	1	26-04-2019	SAHARSA	SOUR BAZAR	PATEPUR	88	N	N	N	N	N	Y	Y	Y	1		
UTTAR BIHAR GRAMIN BANK	7602	2	24-05-2019	SAHARSA	SIMRI BAKHTIYAR	SIMRI	92	N	N	N	N	N	Y	Y	Y	5		
UTTAR BIHAR GRAMIN BANK	7602	3	30-06-2019	SAHARSA	BANMA ITHARI	KASIMPUR	96	N	N	N	N	N	Y	Y	Y	1		
UTTAR BIHAR GRAMIN BANK	7602	4	03-06-2019	SAHARSA	BANMA ITHARI	KASIMPUR	92	N	N	N	N	N	Y	Y	Y	5		
UTTAR BIHAR GRAMIN BANK	7602	5	03-06-2019	SAHARSA	SONBARSA RAJ	KASNAGAR	98	N	N	N	N	N	Y	Y	Y	3		
UTTAR BIHAR GRAMIN BANK	7602	6	04-06-2019	SAHARSA	SONBARSA RAJ	MAINA	81	N	N	N	N	N	Y	Y	Y	1		
UTTAR BIHAR GRAMIN BANK	7602	7	05-06-2019	SAHARSA	SOUR BAZAR	LAXMINIA	86	N	N	N	N	N	Y	Y	Y	1		
UTTAR BIHAR GRAMIN BANK	7602	8	06-06-2019	SAHARSA	SONBARSA RAJ	LAGMA	87	N	N	N	N	N	Y	Y	Y	3		
UTTAR BIHAR GRAMIN BANK	7602	9	07-06-2019	SAHARSA	SIMRI BAKHTIYAR	CHAKRA	84	N	N	N	N	N	Y	Y	Y	3		
UTTAR BIHAR GRAMIN BANK	7602	10	07-06-2019	SAHARSA	SIMRI BAKHTIYAR	HAMIDPUR	93	N	N	N	N	N	Y	Y	Y	3		
UTTAR BIHAR GRAMIN BANK	7802	1	20-06-2019	PURNEA	KASBA	SOUTH	73	N	N	N	Y	N	Y	Y	Y	3		
UTTAR BIHAR GRAMIN BANK	7802	2	22-05-2019	PURNEA	BANMANKHI	KAJRA	77	N	N	N	Y	N	Y	Y	Y	3		
UTTAR BIHAR GRAMIN BANK	7802	3	23-05-2019	PURNEA	BAISI	CHOPARA	64	N	N	N	Y	N	Y	Y	Y	1,6		
UTTAR BIHAR GRAMIN BANK	7802	4	25-06-2019	PURNEA	BAISI	CHIRAI	69	N	N	N	Y	N	Y	Y	Y	1,6		
UTTAR BIHAR GRAMIN BANK	7802	5	27-05-2019	PURNEA	BAISI	BAIRIA	75	N	N	N	Y	N	Y	Y	Y	1,6		
UTTAR BIHAR GRAMIN BANK	8302	1	08-04-2019	ARARIA	PLASI	SOHANDARHAT	86	N	N	N	Y	N	Y	Y	Y	1		
UTTAR BIHAR GRAMIN BANK	8302	2	12-04-2019	ARARIA	SIKTI	DHENGRI	89	N	N	N	Y	N	Y	Y	Y	3		
UTTAR BIHAR GRAMIN BANK	8302	3	17-04-2019	ARARIA	ARARIA	KUSIARGAON	87	N	N	N	Y	N	Y	Y	Y	4		
UTTAR BIHAR GRAMIN BANK	8302	4	18-04-2019	ARARIA	ARARIA	BAIRGACHHI	77	N	N	N	Y	N	Y	Y	Y	1		
UTTAR BIHAR GRAMIN BANK	8302	5	16-05-2019	ARARIA	ARARIA	JITWARPUR	81	N	N	N	Y	N	Y	Y	Y	3		
UTTAR BIHAR GRAMIN BANK	8302	6	18-05-2019	ARARIA	ARARIA	SAGUNA	76	N	N	N	Y	N	Y	Y	Y	1		
UTTAR BIHAR GRAMIN BANK	8302	7	22-05-2019	ARARIA	ARARIA	SAHASMAL	78	N	N	N	Y	N	Y	Y	Y	4		
UTTAR BIHAR GRAMIN BANK	8302	8	23-05-2019	ARARIA	ARARIA	KISMAT KHWASPUR	82	N	N	N	Y	N	Y	Y	Y	3		

## Annexure III

## QUARTERLY REPORT ON CONDUCT OF CAMPS BY RURAL BRANCHES OF BANKS

State	Bihar		
Quarter ended	June		
Year	2019		
Sr No.	District Name	No of rural branches in district	No of camps conducted during the quarter
1	Araria	50	87
2	Arwal	30	77
3	Aurangabad	106	213
4	Banka	56	89
5	Begusarai	85	173
6	Bhagalpur	88	150
7	Bhojpur	118	149
8	Buxar	65	193
9	Darbhanga	116	237
10	East Champaran	119	223
11	Gaya	187	205
12	Gopalganj	117	240
13	Jamui	64	159
14	Jehanabad	56	133
15	Kaimur	69	147
16	Katihar	89	148
17	Khagaria	40	136
18	Kishanganj	58	101
19	Lakhisarai	45	117
20	Madhepura	33	79
21	Madhubani	122	273
22	Munger	56	68
23	Muzaffarpur	173	477
24	Nalanda	128	362
25	Nawada	71	197
26	Patna	191	307
27	Purnea	116	225
28	Rohtas	122	157
29	Saharsa	47	97
30	Samastipur	167	271
31	Saran	168	295
32	Sheikhpura	31	107
33	Sheohar	19	58
34	Sitamarhi	53	110
35	Siwan	118	223
36	Supaul	42	84
37	Vaishali	137	251
38	West Champaran	99	236

STATE LEVEL BANKERS' COMMITTEE, BIHAR, CONVENOR - STATE BANK OF INDIA			
LEAD BANK SCHEME : MONITORING INFORMATION SYSTEM (MIS)			
LBS-MIS-I			
Statement showing Targets of Annual Credit Plans (ACP) for the year 30.06.2019			
(No. in actuals, Amt. in Thousands)			
Bank Name	Public Sector Banks		
Sr No.	Categories	Yearly Targets under ACP	
		Number	Amount
1	<b>Priority Sector</b>		
1A	<b>Agriculture Advances = Total of 1A(i)+ 1A(ii)+ 1A(iii)</b>	<b>2032310</b>	<b>286744900</b>
1A(i)	Farm Credit	1913115	242546400
1A(ii)	Agriculture Infrastructure	90555	20982800
1A(iii)	Ancillary Activities	28640	23215700
1B	<b>Micro, Small and Medium Enterprises Total of 1B(i)+1B(ii)+1B(iii)+1B(iv)+1B(v)</b>	<b>1383873</b>	<b>158112100</b>
1B(i)	Micro Enterprises( Manufacturing + Service Advances )	664141	47432900
1B(ii)	Small Enterprises( Manufacturing + Service Advances )	276883	39529200
1B(iii)	Medium Enterprises( Manufacturing + Service Advances )	15944	28459100
1B(iv)	Khadi and Village Industries	0	0
1B(v)	Others under MSMEs	426905	42690900
1C	<b>Export Credit</b>	<b>0</b>	<b>0</b>
1D	<b>Education</b>	<b>39501</b>	<b>19751000</b>
1E	<b>Housing</b>	<b>14833</b>	<b>14819700</b>
1F	<b>Social Infrastructure</b>	<b>50423</b>	<b>16791700</b>
1G	<b>Renewable Energy</b>	<b>59312</b>	<b>2965600</b>
1H	<b>Others</b>	<b>889012</b>	<b>44450600</b>
2	<b>Sub Total ( 1A+1B+1C+1D+1E+1F+1G+1H)</b>	<b>4469264</b>	<b>543635600</b>
3	<b>Loans to Weaker Sections under Priority Sector</b>	<b>0</b>	<b>0</b>
4	<b>Non-Priority Sector</b>		
4A	Agriculture	0	0
4B	Education	4859	7728900
4C	Housing	3877	11591000
4D	Personal Loans under Non-Priority Sector	483139	96602900
4E	Others	1352403	270457100
5	<b>Sub Total (4A+4B+4C+4D+4E)</b>	<b>1844278</b>	<b>386379900</b>
	<b>TOTAL ( 2+5)</b>	<b>6313542</b>	<b>930015500</b>

<b>LBS-MIS-II</b>					
<b>Statement showing Disbursement &amp; Outstanding for the quarter ended 30.06.2019</b>					
(No. in actuals, Amt. in Thousands)					
BANK NAME :	Public Sector Banks				
Sr No.	Categories	Disbursements upto the end of current quarter		Outstandings up to the end of current quarter	
		Number	Amount	Number	Amount
<b>1</b>	<b>Priority Sector</b>				
<b>1A</b>	<b>Agriculture Advances = Total of 1A(i)+ 1A(ii)+ 1A(iii)</b>	<b>220720</b>	<b>30868200</b>	<b>2391170</b>	<b>244991100</b>
1A(i)	Farm Credit	214981	25612700	2297275	214031800
1A(ii)	Agriculture Infrastructure	1192	386500	39371	11931200
1A(iii)	Ancillary Activities	4547	4869000	54524	19028100
<b>1B</b>	<b>Micro, Small and Medium Enterprises ( Total of 1B(i)+1B(ii)+1B(iii)+1B(iv)+1B(v)</b>	<b>84697</b>	<b>38482400</b>	<b>562879</b>	<b>212573900</b>
1B(i)	Micro Enterprises( Manufacturing + Service Advances )	53701	16824300	429596	111212600
1B(ii)	Small Enterprises( Manufacturing + Service Advances )	7181	9269700	40757	61596100
1B(iii)	Medium Enterprises( Manufacturing + Service Advances )	434	2739400	1459	21666100
1B(iv)	Khadi and Village Industries	424	198900	17126	3280500
1B(v)	Others under MSMEs	22957	9450100	73941	14818600
<b>1C</b>	<b>Export Credit</b>	<b>0</b>	<b>0</b>	<b>2</b>	<b>3600</b>
<b>1D</b>	<b>Education</b>	<b>6205</b>	<b>1036900</b>	<b>97464</b>	<b>29871300</b>
<b>1E</b>	<b>Housing</b>	<b>7439</b>	<b>5003600</b>	<b>82225</b>	<b>67145300</b>
<b>1F</b>	<b>Social Infrastructure</b>	<b>24</b>	<b>18400</b>	<b>79</b>	<b>54600</b>
<b>1G</b>	<b>Renewable Energy</b>	<b>26</b>	<b>500</b>	<b>100</b>	<b>150000</b>
<b>1H</b>	<b>Others</b>	<b>25241</b>	<b>5922000</b>	<b>47403</b>	<b>7104100</b>
<b>2</b>	<b>Sub Total ( 1A+1B+1C+1D+1E+1F+1G+1H)</b>	<b>344352</b>	<b>81332000</b>	<b>3181322</b>	<b>561893900</b>
<b>3</b>	<b>Loans to Weaker Sections under Priority Sector</b>	<b>61854</b>	<b>4492900</b>	<b>967603</b>	<b>82045700</b>
<b>4</b>	<b>Non-Priority Sector</b>				
<b>4A</b>	<b>Agriculture</b>	<b>13673</b>	<b>6008500</b>	<b>271</b>	<b>5244700</b>
<b>4B</b>	<b>Education</b>	<b>3976</b>	<b>468600</b>	<b>4043</b>	<b>3681100</b>
<b>4C</b>	<b>Housing</b>	<b>8750</b>	<b>3410300</b>	<b>41111</b>	<b>58710800</b>
<b>4D</b>	<b>Personal Loans under Non-Priority Sector</b>	<b>40567</b>	<b>16111400</b>	<b>327970</b>	<b>107198700</b>
<b>4E</b>	<b>Others</b>	<b>67644</b>	<b>41015600</b>	<b>369952</b>	<b>137752500</b>
<b>5</b>	<b>Sub Total (4A+4B+4C+4D+4E)</b>	<b>134610</b>	<b>67014400</b>	<b>743347</b>	<b>312587800</b>
	<b>TOTAL ( 2+5)</b>	<b>478962</b>	<b>148346400</b>	<b>3924669</b>	<b>874481700</b>

### LBS-MIS-III

**Statement showing Achievement vis-a-vis Targets for the quarter ended 30.06.2019**

(No. in actuals, Amt. in Thousands)

BANK NAME :		Public Sector Banks			
		Number	Amount	Number	Amount
<b>1</b>	<b>Priority Sector</b>				
<b>1A</b>	<b>Agriculture Advances = Total of 1A(i)+ 1A(ii)+ 1A(iii)</b>	<b>2032310</b>	<b>286744900</b>	<b>10.86</b>	<b>10.77</b>
1A(i)	Farm Credit	1913115	242546400	11.24	10.56
1A(ii)	Agriculture Infrastructure	90555	20982800	1.32	1.84
1A(iii)	Ancillary Activities	28640	23215700	15.88	20.97
<b>1B</b>	<b>Micro, Small and Medium Enterprises ( Total of 1B(i)+1B(ii)+1B(iii)+1B(iv)+1B(v)</b>	<b>1383873</b>	<b>158112100</b>	<b>6.12</b>	<b>24.34</b>
1B(i)	Micro Enterprises( Manufacturing + Service Advances )	664141	47432900	8.09	35.47
1B(ii)	Small Enterprises( Manufacturing + Service Advances )	276883	39529200	2.59	23.45
1B(iii)	Medium Enterprises( Manufacturing + Service Advances )	15944	28459100	2.72	9.63
1B(iv)	Khadi and Village Industries	0	0	0.00	0.00
1B(v)	Others under MSMEs	426905	42690900	5.38	22.14
<b>1C</b>	<b>Export Credit</b>	<b>0</b>	<b>0</b>	<b>0.00</b>	<b>0.00</b>
<b>1D</b>	<b>Education</b>	<b>39501</b>	<b>19751000</b>	<b>15.71</b>	<b>5.25</b>
<b>1E</b>	<b>Housing</b>	<b>14833</b>	<b>14819700</b>	<b>50.15</b>	<b>33.76</b>
<b>1F</b>	<b>Social Infrastructure</b>	<b>50423</b>	<b>16791700</b>	<b>0.05</b>	<b>0.11</b>
<b>1G</b>	<b>Renewable Energy</b>	<b>59312</b>	<b>2965600</b>	<b>0.04</b>	<b>0.02</b>
<b>1H</b>	<b>Others</b>	<b>889012</b>	<b>44450600</b>	<b>2.84</b>	<b>13.32</b>
<b>2</b>	<b>Sub Total ( 1A+1B+1C+1D+1E+1F+1G+1H)</b>	<b>4469264</b>	<b>543635600</b>	<b>7.70</b>	<b>14.96</b>
<b>3</b>	<b>Loans to Weaker Sections under Priority Sector</b>	<b>0</b>	<b>0</b>	<b>0.00</b>	<b>0.00</b>
<b>4</b>	<b>Non-Priority Sector</b>				
<b>4A</b>	<b>Agriculture</b>	<b>0</b>	<b>0</b>	<b>0.00</b>	<b>0.00</b>
<b>4B</b>	<b>Education</b>	<b>4859</b>	<b>7728900</b>	<b>81.83</b>	<b>6.06</b>
<b>4C</b>	<b>Housing</b>	<b>3877</b>	<b>11591000</b>	<b>225.69</b>	<b>29.42</b>
<b>4D</b>	<b>Personal Loans under Non-Priority Sector</b>	<b>483139</b>	<b>96602900</b>	<b>8.40</b>	<b>16.68</b>
<b>4E</b>	<b>Others</b>	<b>1352403</b>	<b>270457100</b>	<b>5.00</b>	<b>15.17</b>
<b>5</b>	<b>Sub Total (4A+4B+4C+4D+4E)</b>	<b>1844278</b>	<b>386379900</b>	<b>7.30</b>	<b>17.34</b>
	<b>TOTAL ( 2+5)</b>	<b>6313542</b>	<b>930015500</b>	<b>7.59</b>	<b>15.95</b>

STATE LEVEL BANKERS' COMMITTEE, BIHAR, CONVENOR - STATE BANK OF INDIA			
LEAD BANK SCHEME : MONITORING INFORMATION SYSTEM (MIS)			
LBS-MIS-I			
Statement showing Targets of Annual Credit Plans (ACP) for the year 30.06.2019			
(No. in actuals, Amt. in Thousands)			
BANK NAME	Private Sector Banks		
Sr No.	Categories	Yearly Targets under ACP	
		Number	Amount
<b>1</b>	<b>Priority Sector</b>		
<b>1A</b>	<b>Agriculture Advances = Total of 1A(i)+ 1A(ii)+ 1A(iii)</b>	<b>514986</b>	<b>72662400</b>
1A(i)	Farm Credit	484752	61460600
1A(ii)	Agriculture Infrastructure	22954	5315700
1A(iii)	Ancillary Activities	7280	5886100
<b>1B</b>	<b>Micro, Small and Medium Enterprises ( Total of 1B(i)+1B(ii)+1B(iii)+1B(iv)+1B(v) )</b>	<b>635509</b>	<b>72611000</b>
1B(i)	Micro Enterprises( Manufacturing + Service Advances )	304965	21783800
1B(ii)	Small Enterprises( Manufacturing + Service Advances )	127137	18150700
1B(iii)	MediumEnterprises( Manufacturing + Service Advances )	7344	13070200
1B(iv)	Khadi and Village Industries	0	0
1B(v)	Others under MSMEs	196063	19606300
<b>1C</b>	<b>Export Credit</b>	<b>0</b>	<b>0</b>
<b>1D</b>	<b>Education</b>	<b>3720</b>	<b>1859600</b>
<b>1E</b>	<b>Housing</b>	<b>1413</b>	<b>1397100</b>
<b>1F</b>	<b>Social Infrastructure</b>	<b>4755</b>	<b>1579100</b>
<b>1G</b>	<b>Renewable Energy</b>	<b>5574</b>	<b>278700</b>
<b>1H</b>	<b>Others</b>	<b>83726</b>	<b>4186300</b>
<b>2</b>	<b>Sub Total ( 1A+1B+1C+1D+1E+1F+1G+1H)</b>	<b>1249683</b>	<b>154574200</b>
<b>3</b>	<b>Loans to Weaker Sections under Priority Sector</b>	<b>0</b>	<b>0</b>
<b>4</b>	<b>Non-Priority Sector</b>		
<b>4A</b>	<b>Agriculture</b>	<b>0</b>	<b>0</b>
<b>4B</b>	<b>Education</b>	<b>1034</b>	<b>1635300</b>
<b>4C</b>	<b>Housing</b>	<b>817</b>	<b>2452300</b>
<b>4D</b>	<b>Personal Loans under Non-Priority Sector</b>	<b>102228</b>	<b>20436100</b>
<b>4E</b>	<b>Others</b>	<b>286069</b>	<b>57205500</b>
<b>5</b>	<b>Sub Total (4A+4B+4C+4D+4E)</b>	<b>390148</b>	<b>81729200</b>
	<b>TOTAL ( 2+5)</b>	<b>1639831</b>	<b>236303400</b>

## LBS-MIS-II

### Statement showing Disbursement & Outstanding for the quarter ended 30.06.2019

(No. in actuals, Amt. in Thousands)

BANK NAME	Private Sector Banks				
Sr No.	Categories	Disbursements upto the end of current quarter		Outstandings up to the end of current quarter	
		Number	Amount	Number	Amount
<b>1</b>	<b>Priority Sector</b>				
<b>1A</b>	<b>Agriculture Advances = Total of 1A(i)+ 1A(ii)+ 1A(iii)</b>	<b>224930</b>	<b>14067300</b>	<b>1151446</b>	<b>55926200</b>
1A(i)	Farm Credit	214920	12957300	1131138	53239200
1A(ii)	Agriculture Infrastructure	1803	130500	4	47300
1A(iii)	Ancillary Activities	8207	979500	20304	2639700
<b>1B</b>	<b>Micro, Small and Medium Enterprises ( Total of 1B(i)+1B(ii)+1B(iii)+1B(iv)+1B(v)</b>	<b>99270</b>	<b>20158200</b>	<b>592730</b>	<b>70960700</b>
1B(i)	Micro Enterprises( Manufacturing + Service Advances )	97724	13055200	576631	46330000
1B(ii)	Small Enterprises( Manufacturing + Service Advances )	1430	6259200	15052	20838200
1B(iii)	Medium Enterprises( Manufacturing + Service Advances )	115	843300	938	3696200
1B(iv)	Khadi and Village Industries	0	0	0	0
1B(v)	Others under MSMEs	1	500	109	96300
<b>1C</b>	<b>Export Credit</b>	<b>0</b>	<b>0</b>	<b>0</b>	<b>0</b>
<b>1D</b>	<b>Education</b>	<b>207</b>	<b>51000</b>	<b>2055</b>	<b>659000</b>
<b>1E</b>	<b>Housing</b>	<b>681</b>	<b>472900</b>	<b>6196</b>	<b>4788200</b>
<b>1F</b>	<b>Social Infrastructure</b>	<b>0</b>	<b>0</b>	<b>6</b>	<b>5800</b>
<b>1G</b>	<b>Renewable Energy</b>	<b>0</b>	<b>0</b>	<b>0</b>	<b>0</b>
<b>1H</b>	<b>Others</b>	<b>51907</b>	<b>1178600</b>	<b>340305</b>	<b>3837700</b>
<b>2</b>	<b>Sub Total ( 1A+1B+1C+1D+1E+1F+1G+1H)</b>	<b>376995</b>	<b>35928000</b>	<b>2092738</b>	<b>136177600</b>
<b>3</b>	<b>Loans to Weaker Sections under Priority Sector</b>	<b>76488</b>	<b>3107100</b>	<b>554821</b>	<b>26316500</b>
<b>4</b>	<b>Non-Priority Sector</b>				
4A	Agriculture	0	0	0	0
4B	Education	10	1200	3	1900
4C	Housing	180	615200	1842	5349200
4D	Personal Loans under Non-Priority Sector	4390	2006700	30330	9477200
4E	Others	70711	16291300	424929	124905200
<b>5</b>	<b>Sub Total (4A+4B+4C+4D+4E)</b>	<b>75291</b>	<b>18914400</b>	<b>457104</b>	<b>139733500</b>
	<b>TOTAL ( 2+5)</b>	<b>452286</b>	<b>54842400</b>	<b>2549842</b>	<b>275911100</b>

## LBS-MIS-III

Statement showing Achievement vis-a-vis Targets for the quarter ended 30.06.2019

(No. in actuals, Amt. in Thousands)

BANK NAME	Private Sector Banks				
		Number	Amount	Number	Amount
<b>1</b>	<b>Priority Sector</b>				
<b>1A</b>	<b>Agriculture Advances = Total of 1A(i)+ 1A(ii)+ 1A(iii)</b>	<b>514986</b>	<b>72662400</b>	<b>43.68</b>	<b>19.36</b>
1A(i)	Farm Credit	484752	61460600	44.34	21.08
1A(ii)	Agriculture Infrastructure	22954	5315700	7.85	2.45
1A(iii)	Ancillary Activities	7280	5886100	112.73	16.64
<b>1B</b>	<b>Micro, Small and Medium Enterprises ( Total of 1B(i)+1B(ii)+1B(iii)+1B(iv)+1B(v)</b>	<b>635509</b>	<b>72611000</b>	<b>15.62</b>	<b>27.76</b>
1B(i)	Micro Enterprises( Manufacturing + Service Advances )	304965	21783800	32.04	59.93
1B(ii)	Small Enterprises( Manufacturing + Service Advances )	127137	18150700	1.12	34.48
1B(iii)	Medium Enterprises( Manufacturing + Service Advances )	7344	13070200	1.57	6.45
1B(iv)	Khadi and Village Industries	0	0	0.00	0.00
1B(v)	Others under MSMEs	196063	19606300	0.00	0.00
<b>1C</b>	<b>Export Credit</b>	<b>0</b>	<b>0</b>	<b>0.00</b>	<b>0.00</b>
<b>1D</b>	<b>Education</b>	<b>3720</b>	<b>1859600</b>	<b>5.56</b>	<b>2.74</b>
<b>1E</b>	<b>Housing</b>	<b>1413</b>	<b>1397100</b>	<b>48.20</b>	<b>33.85</b>
<b>1F</b>	<b>Social Infrastructure</b>	<b>4755</b>	<b>1579100</b>	<b>0.00</b>	<b>0.00</b>
<b>1G</b>	<b>Renewable Energy</b>	<b>5574</b>	<b>278700</b>	<b>0.00</b>	<b>0.00</b>
<b>1H</b>	<b>Others</b>	<b>83726</b>	<b>4186300</b>	<b>62.00</b>	<b>28.15</b>
<b>2</b>	<b>Sub Total ( 1A+1B+1C+1D+1E+1F+1G+1H)</b>	<b>1249683</b>	<b>154574200</b>	<b>30.17</b>	<b>23.24</b>
<b>3</b>	<b>Loans to Weaker Sections under Priority Sector</b>	<b>0</b>	<b>0</b>	<b>0.00</b>	<b>0.00</b>
<b>4</b>	<b>Non-Priority Sector</b>				
4A	Agriculture	0	0	0.00	0.00
4B	Education	1034	1635300	0.97	0.07
4C	Housing	817	2452300	22.03	25.09
4D	Personal Loans under Non-Priority Sector	102228	20436100	4.29	9.82
4E	Others	286069	57205500	24.72	28.48
<b>5</b>	<b>Sub Total (4A+4B+4C+4D+4E)</b>	<b>390148</b>	<b>81729200</b>	<b>19.30</b>	<b>23.14</b>
	<b>TOTAL ( 2+5)</b>	<b>1639831</b>	<b>236303400</b>	<b>27.58</b>	<b>23.21</b>



STATE LEVEL BANKERS' COMMITTEE, BIHAR, CONVENOR - STATE BANK OF INDIA			
LEAD BANK SCHEME : MONITORING INFORMATION SYSTEM (MIS)			
LBS-MIS-I			
Statement showing Targets of Annual Credit Plans (ACP) for the year 30.06.2019			
(No. in actuals, Amt. in Thousands)			
Cooperative Banks			
Sr No.	Categories	Yearly Targets under ACP	
		Number	Amount
<b>1</b>	<b>Priority Sector</b>		
<b>1A</b>	<b>Agriculture Advances = Total of 1A(i)+ 1A(ii)+ 1A(iii)</b>	<b>168271</b>	<b>23743800</b>
1A(i)	Farm Credit	158405	20084000
1A(ii)	Agriculture Infrastructure	7494	1737800
1A(iii)	Ancillary Activities	2372	1922000
<b>1B</b>	<b>Micro, Small and Medium Enterprises ( Total of 1B(i)+1B(ii)+1B(iii)+1B(iv)+1B(v)</b>	<b>0</b>	<b>0</b>
1B(i)	Micro Enterprises( Manufacturing + Service Advances )	0	0
1B(ii)	Small Enterprises( Manufacturing + Service Advances )	0	0
1B(iii)	Medium Enterprises( Manufacturing + Service Advances )	0	0
1B(iv)	Khadi and Village Industries	0	0
1B(v)	Others under MSMEs	0	0
<b>1C</b>	<b>Export Credit</b>	<b>0</b>	<b>0</b>
<b>1D</b>	<b>Education</b>	<b>0</b>	<b>0</b>
<b>1E</b>	<b>Housing</b>	<b>0</b>	<b>0</b>
<b>1F</b>	<b>Social Infrastructure</b>	<b>0</b>	<b>0</b>
<b>1G</b>	<b>Renewable Energy</b>	<b>0</b>	<b>0</b>
<b>1H</b>	<b>Others</b>	<b>0</b>	<b>0</b>
<b>2</b>	<b>Sub Total ( 1A+1B+1C+1D+1E+1F+1G+1H)</b>	<b>168271</b>	<b>23743800</b>
<b>3</b>	<b>Loans to Weaker Sections under Priority Sector</b>	<b>0</b>	<b>0</b>
<b>4</b>	<b>Non-Priority Sector</b>		
<b>4A</b>	<b>Agriculture</b>	<b>0</b>	<b>0</b>
<b>4B</b>	<b>Education</b>	<b>0</b>	<b>0</b>
<b>4C</b>	<b>Housing</b>	<b>0</b>	<b>0</b>
<b>4D</b>	<b>Personal Loans under Non-Priority Sector</b>	<b>0</b>	<b>0</b>
<b>4E</b>	<b>Others</b>	<b>5007</b>	<b>999700</b>
<b>5</b>	<b>Sub Total (4A+4B+4C+4D+4E)</b>	<b>5007</b>	<b>999700</b>
	<b>TOTAL ( 2+5)</b>	<b>173278</b>	<b>24743500</b>

## LBS-MIS-II

### Statement showing Disbursement & Outstanding for the quarter ended 30.06.2019

(No. in actuals, Amt. in Thousands)

Cooperative Banks					
BANK NAME					
Sr No.	Categories	Disbursements upto the end of current quarter		Outstandings up to the end of current quarter	
		Number	Amount	Number	Amount
<b>1</b>	<b>Priority Sector</b>				
<b>1A</b>	<b>Agriculture Advances = Total of 1A(i)+ 1A(ii)+ 1A(iii)</b>	<b>107818</b>	<b>11560100</b>	<b>401695</b>	<b>17115800</b>
1A(i)	Farm Credit	107818	11560100	401695	17115800
1A(ii)	Agriculture Infrastructure	0	0	0	0
1A(iii)	Ancillary Activities	0	0	0	0
<b>1B</b>	<b>Micro, Small and Medium Enterprises ( Total of 1B(i)+1B(ii)+1B(iii)+1B(iv)+1B(v) )</b>	<b>0</b>	<b>0</b>	<b>0</b>	<b>0</b>
1B(i)	Micro Enterprises( Manufacturing + Service Advances )	0	0	0	0
1B(ii)	Small Enterprises( Manufacturing + Service Advances )	0	0	0	0
1B(iii)	Medium Enterprises( Manufacturing + Service Advances )	0	0	0	0
1B(iv)	Khadi and Village Industries	0	0	0	0
1B(v)	Others under MSMEs	0	0	0	0
<b>1C</b>	<b>Export Credit</b>	<b>0</b>	<b>0</b>	<b>0</b>	<b>0</b>
<b>1D</b>	<b>Education</b>	<b>0</b>	<b>0</b>	<b>0</b>	<b>0</b>
<b>1E</b>	<b>Housing</b>	<b>0</b>	<b>0</b>	<b>0</b>	<b>0</b>
<b>1F</b>	<b>Social Infrastructure</b>	<b>0</b>	<b>0</b>	<b>0</b>	<b>0</b>
<b>1G</b>	<b>Renewable Energy</b>	<b>0</b>	<b>0</b>	<b>0</b>	<b>0</b>
<b>1H</b>	<b>Others</b>	<b>31</b>	<b>1700</b>	<b>0</b>	<b>0</b>
<b>2</b>	<b>Sub Total ( 1A+1B+1C+1D+1E+1F+1G+1H)</b>	<b>107849</b>	<b>11561800</b>	<b>401695</b>	<b>17115800</b>
<b>3</b>	<b>Loans to Weaker Sections under Priority Sector</b>	<b>0</b>	<b>0</b>	<b>0</b>	<b>0</b>
<b>4</b>	<b>Non-Priority Sector</b>				
4A	Agriculture	0	0	107818	11560100
4B	Education	0	0	0	0
4C	Housing	23	11900	23	11900
4D	Personal Loans under Non-Priority Sector	107	15100	107	15100
4E	Others	11	2500	13	3600
<b>5</b>	<b>Sub Total (4A+4B+4C+4D+4E)</b>	<b>141</b>	<b>29500</b>	<b>107961</b>	<b>11590700</b>
	<b>TOTAL ( 2+5)</b>	<b>107990</b>	<b>11591300</b>	<b>509656</b>	<b>28706500</b>

**LBS-MIS-III**

**Statement showing Achievement vis-a-vis Targets for the quarter ended 30.06.2019**

**(No. in actuals, Amt. in Thousands)**

BANK NAME	Cooperative Banks				
		Number	Amount	Number	Amount
<b>1</b>	<b>Priority Sector</b>				
<b>1A</b>	<b>Agriculture Advances = Total of 1A(i)+ 1A(ii)+ 1A(iii)</b>	<b>168271</b>	<b>23743800</b>	<b>64.07</b>	<b>48.69</b>
1A(i)	Farm Credit	158405	20084000	68.06	57.56
1A(ii)	Agriculture Infrastructure	7494	1737800	0.00	0.00
1A(iii)	Ancillary Activities	2372	1922000	0.00	0.00
<b>1B</b>	<b>Micro, Small and Medium Enterprises ( Total of 1B(i)+1B(ii)+1B(iii)+1B(iv)+1B(v))</b>	<b>0</b>	<b>0</b>	<b>0.00</b>	<b>0.00</b>
1B(i)	Micro Enterprises( Manufacturing + Service Advances )	0	0	0.00	0.00
1B(ii)	Small Enterprises( Manufacturing + Service Advances )	0	0	0.00	0.00
1B(iii)	MediumEnterprises( Manufacturing + Service Advances )	0	0	0.00	0.00
1B(iv)	Khadi and Village Industries	0	0	0.00	0.00
1B(v)	Others under MSMEs	0	0	0.00	0.00
<b>1C</b>	<b>Export Credit</b>	<b>0</b>	<b>0</b>	<b>0.00</b>	<b>0.00</b>
<b>1D</b>	<b>Education</b>	<b>0</b>	<b>0</b>	<b>0.00</b>	<b>0.00</b>
<b>1E</b>	<b>Housing</b>	<b>0</b>	<b>0</b>	<b>0.00</b>	<b>0.00</b>
<b>1F</b>	<b>Social Infrastructure</b>	<b>0</b>	<b>0</b>	<b>0.00</b>	<b>0.00</b>
<b>1G</b>	<b>Renewable Energy</b>	<b>0</b>	<b>0</b>	<b>0.00</b>	<b>0.00</b>
<b>1H</b>	<b>Others</b>	<b>0</b>	<b>0</b>	<b>0.00</b>	<b>0.00</b>
<b>2</b>	<b>Sub Total ( 1A+1B+1C+1D+1E+1F+1G+1H)</b>	<b>168271</b>	<b>23743800</b>	<b>64.09</b>	<b>48.69</b>
<b>3</b>	<b>Loans to Weaker Sections under Priority Sector</b>	<b>0</b>	<b>0</b>	<b>0.00</b>	<b>0.00</b>
<b>4</b>	<b>Non-Priority Sector</b>				
4A	Agriculture	0	0	0.00	0.00
4B	Education	0	0	0.00	0.00
4C	Housing	0	0	0.00	0.00
4D	Personal Loans under Non-Priority Sector	0	0	0.00	0.00
4E	Others	5007	999700	0.22	0.25
<b>5</b>	<b>Sub Total (4A+4B+4C+4D+4E)</b>	<b>5007</b>	<b>999700</b>	<b>2.82</b>	<b>2.95</b>
	<b>TOTAL ( 2+5)</b>	<b>173278</b>	<b>24743500</b>	<b>62.32</b>	<b>46.85</b>

STATE LEVEL BANKERS' COMMITTEE, BIHAR, CONVENOR - STATE BANK OF INDIA			
LEAD BANK SCHEME : MONITORING INFORMATION SYSTEM (MIS)			
LBS-MIS-I			
Statement showing Targets of Annual Credit Plans (ACP) for the year 30.06.2019			
(No. in actuals, Amt. in Thousands)			
BANK NA	Region Rural Banks		
Sr No.	Categories	Yearly Targets under ACP	
		Number	Amount
<b>1</b>	<b>Priority Sector</b>		
<b>1A</b>	<b>Agriculture Advances = Total of 1A(i)+ 1A(ii)+ 1A(iii)</b>	<b>1366507</b>	<b>192811900</b>
1A(i)	Farm Credit	1286400	163095100
1A(ii)	Agriculture Infrastructure	60850	14107900
1A(iii)	Ancillary Activities	19257	15608900
<b>1B</b>	<b>Micro, Small and Medium Enterprises ( Total of 1B(i)+1B(ii)+1B(iii)+1B(iv)+1B(v)</b>	<b>115348</b>	<b>13184300</b>
1B(i)	Micro Enterprises( Manufacturing + Service Advances )	55357	3955800
1B(ii)	Small Enterprises( Manufacturing + Service Advances )	23076	3296500
1B(iii)	MediumEnterprises( Manufacturing + Service Advances )	1328	2373300
1B(iv)	Khadi and Village Industries	0	0
1B(v)	Others under MSMEs	35587	3558700
<b>1C</b>	<b>Export Credit</b>	<b>0</b>	<b>0</b>
<b>1D</b>	<b>Education</b>	<b>5270</b>	<b>2634900</b>
<b>1E</b>	<b>Housing</b>	<b>1980</b>	<b>1976100</b>
<b>1F</b>	<b>Social Infrastructure</b>	<b>6718</b>	<b>2239400</b>
<b>1G</b>	<b>Renewable Energy</b>	<b>7910</b>	<b>395500</b>
<b>1H</b>	<b>Others</b>	<b>118540</b>	<b>5927000</b>
<b>2</b>	<b>Sub Total ( 1A+1B+1C+1D+1E+1F+1G+1H)</b>	<b>1622273</b>	<b>219169100</b>
<b>3</b>	<b>Loans to Weaker Sections under Priority Sector</b>	<b>0</b>	<b>0</b>
<b>4</b>	<b>Non-Priority Sector</b>		
<b>4A</b>	<b>Agriculture</b>	<b>0</b>	<b>0</b>
<b>4B</b>	<b>Education</b>	<b>0</b>	<b>0</b>
<b>4C</b>	<b>Housing</b>	<b>56</b>	<b>170100</b>
<b>4D</b>	<b>Personal Loans under Non-Priority Sector</b>	<b>7099</b>	<b>1418200</b>
<b>4E</b>	<b>Others</b>	<b>20425</b>	<b>4083300</b>
<b>5</b>	<b>Sub Total (4A+4B+4C+4D+4E)</b>	<b>27580</b>	<b>5671600</b>
	<b>TOTAL ( 2+5)</b>	<b>1649853</b>	<b>224840700</b>

**LBS-MIS-II**

**Statement showing Disbursement & Outstanding for the quarter ended 30.06.2019**

**(No. in actuals, Amt. in Thousands)**

BANK NAME		Region Rural Banks			
Sr No.	Categories	Disbursements upto the end of current quarter		Outstandings up to the end of current quarter	
		Number	Amount	Number	Amount
<b>1</b>	<b>Priority Sector</b>				
<b>1A</b>	<b>Agriculture Advances = Total of 1A(i)+ 1A(ii)+ 1A(iii)</b>	<b>312789</b>	<b>24912600</b>	<b>2305264</b>	<b>136478700</b>
1A(i)	Farm Credit	312789	24912600	2305264	136478700
1A(ii)	Agriculture Infrastructure	0	0	0	0
1A(iii)	Ancillary Activities	0	0	0	0
<b>1B</b>	<b>Micro, Small and Medium Enterprises ( Total of 1B(i)+1B(ii)+1B(iii)+1B(iv)+1B(v)</b>	<b>15002</b>	<b>2003300</b>	<b>524649</b>	<b>29187400</b>
1B(i)	Micro Enterprises( Manufacturing + Service Advances )	10848	1522600	517957	26730500
1B(ii)	Small Enterprises( Manufacturing + Service Advances )	3049	339600	6685	1806600
1B(iii)	MediumEnterprises( Manufacturing + Service Advances )	0	0	7	650300
1B(iv)	Khadi and Village Industries	0	0	0	0
1B(v)	Others under MSMEs	1105	141100	0	0
<b>1C</b>	<b>Export Credit</b>	<b>0</b>	<b>0</b>	<b>0</b>	<b>0</b>
<b>1D</b>	<b>Education</b>	<b>67</b>	<b>8700</b>	<b>12735</b>	<b>3439100</b>
<b>1E</b>	<b>Housing</b>	<b>77</b>	<b>105500</b>	<b>8702</b>	<b>3182500</b>
<b>1F</b>	<b>Social Infrastructure</b>	<b>0</b>	<b>0</b>	<b>0</b>	<b>0</b>
<b>1G</b>	<b>Renewable Energy</b>	<b>0</b>	<b>0</b>	<b>1552</b>	<b>43500</b>
<b>1H</b>	<b>Others</b>	<b>18171</b>	<b>1583600</b>	<b>5568</b>	<b>1006800</b>
<b>2</b>	<b>Sub Total ( 1A+1B+1C+1D+1E+1F+1G+1H)</b>	<b>346106</b>	<b>28613700</b>	<b>2858470</b>	<b>173338000</b>
<b>3</b>	<b>Loans to Weaker Sections under Priority Sector</b>	<b>110539</b>	<b>10698700</b>	<b>1370192</b>	<b>63731500</b>
<b>4</b>	<b>Non-Priority Sector</b>				
4A	Agriculture	0	0	0	0
4B	Education	0	0	0	0
4C	Housing	0	0	2291	485700
4D	Personal Loans under Non-Priority Sector	568	153500	12137	1496600
4E	Others	7874	1184100	32473	3164800
<b>5</b>	<b>Sub Total (4A+4B+4C+4D+4E)</b>	<b>8442</b>	<b>1337600</b>	<b>46901</b>	<b>5147100</b>
	<b>TOTAL ( 2+5)</b>	<b>354548</b>	<b>29951300</b>	<b>2905371</b>	<b>178485100</b>

## LBS-MIS-III

Statement showing Achievement vis-a-vis Targets for the quarter ended 30.06.2019

(No. in actuals, Amt. in Thousands)

BANK NAME	Region Rural Banks				
		Number	Amount	Number	Amount
<b>1</b>	<b>Priority Sector</b>				
<b>1A</b>	<b>Agriculture Advances = Total of 1A(i)+ 1A(ii)+ 1A(iii)</b>	<b>1366507</b>	<b>192811900</b>	<b>22.89</b>	<b>12.92</b>
1A(i)	Farm Credit	1286400	163095100	24.32	15.27
1A(ii)	Agriculture Infrastructure	60850	14107900	0.00	0.00
1A(iii)	Ancillary Activities	19257	15608900	0.00	0.00
<b>1B</b>	<b>Micro, Small and Medium Enterprises ( Total of 1B(i)+1B(ii)+1B(iii)+1B(iv)+1B(v))</b>	<b>115348</b>	<b>13184300</b>	<b>13.01</b>	<b>15.19</b>
1B(i)	Micro Enterprises( Manufacturing + Service Advances )	55357	3955800	19.60	38.49
1B(ii)	Small Enterprises( Manufacturing + Service Advances )	23076	3296500	13.21	10.30
1B(iii)	Medium Enterprises( Manufacturing + Service Advances )	1328	2373300	0.00	0.00
1B(iv)	Khadi and Village Industries	0	0	0.00	0.00
1B(v)	Others under MSMEs	35587	3558700	3.11	3.96
<b>1C</b>	<b>Export Credit</b>	<b>0</b>	<b>0</b>	<b>0.00</b>	<b>0.00</b>
<b>1D</b>	<b>Education</b>	<b>5270</b>	<b>2634900</b>	<b>1.27</b>	<b>0.33</b>
<b>1E</b>	<b>Housing</b>	<b>1980</b>	<b>1976100</b>	<b>3.89</b>	<b>5.34</b>
<b>1F</b>	<b>Social Infrastructure</b>	<b>6718</b>	<b>2239400</b>	<b>0.00</b>	<b>0.00</b>
<b>1G</b>	<b>Renewable Energy</b>	<b>7910</b>	<b>395500</b>	<b>0.00</b>	<b>0.00</b>
<b>1H</b>	<b>Others</b>	<b>118540</b>	<b>5927000</b>	<b>15.33</b>	<b>26.72</b>
<b>2</b>	<b>Sub Total ( 1A+1B+1C+1D+1E+1F+1G+1H)</b>	<b>1622273</b>	<b>219169100</b>	<b>21.33</b>	<b>13.06</b>
<b>3</b>	<b>Loans to Weaker Sections under Priority Sector</b>	<b>0</b>	<b>0</b>	<b>0.00</b>	<b>0.00</b>
<b>4</b>	<b>Non-Priority Sector</b>				
4A	Agriculture	0	0	0.00	0.00
4B	Education	0	0	0.00	0.00
4C	Housing	56	170100	0.00	0.00
4D	Personal Loans under Non-Priority Sector	7099	1418200	8.00	10.82
4E	Others	20425	4083300	38.55	29.00
<b>5</b>	<b>Sub Total (4A+4B+4C+4D+4E)</b>	<b>27580</b>	<b>5671600</b>	<b>30.61</b>	<b>23.58</b>
	<b>TOTAL ( 2+5)</b>	<b>1649853</b>	<b>224840700</b>	<b>21.49</b>	<b>13.32</b>

LEAD BANK SCHEME : MONITORING INFORMATION SYSTEM (MIS)			
LBS-MIS-I			
Statement showing Targets of Annual Credit Plans (ACP) for the year 30.06.2019			
(No. in actuals, Amt. in Thousands)			
BANK NA	Small Financial Banks		
Sr No.	Categories	Yearly Targets under ACP	
		Number	Amount
<b>1</b>	<b>Priority Sector</b>		
<b>1A</b>	<b>Agriculture Advances = Total of 1A(i)+ 1A(ii)+ 1A(iii)</b>	<b>170368</b>	<b>24037000</b>
1A(i)	Farm Credit	160368	20333900
1A(ii)	Agriculture Infrastructure	7614	1759100
1A(iii)	Ancillary Activities	2386	1944000
<b>1B</b>	<b>Micro, Small and Medium Enterprises ( Total of 1B(i)+1B(ii)+1B(iii)+1B(iv)+1B(v)</b>	<b>53324</b>	<b>6092600</b>
1B(i)	Micro Enterprises( Manufacturing + Service Advances )	25591	1827500
1B(ii)	Small Enterprises( Manufacturing + Service Advances )	10672	1523600
1B(iii)	MediumEnterprises( Manufacturing + Service Advances )	620	1097400
1B(iv)	Khadi and Village Industries	0	0
1B(v)	Others under MSMEs	16441	1644100
<b>1C</b>	<b>Export Credit</b>	<b>0</b>	<b>0</b>
<b>1D</b>	<b>Education</b>	<b>0</b>	<b>0</b>
<b>1E</b>	<b>Housing</b>	<b>0</b>	<b>0</b>
<b>1F</b>	<b>Social Infrastructure</b>	<b>0</b>	<b>0</b>
<b>1G</b>	<b>Renewable Energy</b>	<b>0</b>	<b>0</b>
<b>1H</b>	<b>Others</b>	<b>34220</b>	<b>1711000</b>
<b>2</b>	<b>Sub Total ( 1A+1B+1C+1D+1E+1F+1G+1H)</b>	<b>257912</b>	<b>31840600</b>
<b>3</b>	<b>Loans to Weaker Sections under Priority Sector</b>	<b>0</b>	<b>0</b>
<b>4</b>	<b>Non-Priority Sector</b>		
<b>4A</b>	<b>Agriculture</b>	<b>0</b>	<b>0</b>
<b>4B</b>	<b>Education</b>	<b>0</b>	<b>0</b>
<b>4C</b>	<b>Housing</b>	<b>0</b>	<b>0</b>
<b>4D</b>	<b>Personal Loans under Non-Priority Sector</b>	<b>0</b>	<b>0</b>
<b>4E</b>	<b>Others</b>	<b>11293</b>	<b>2256300</b>
<b>5</b>	<b>Sub Total (4A+4B+4C+4D+4E)</b>	<b>11293</b>	<b>2256300</b>
	<b>TOTAL ( 2+5)</b>	<b>269205</b>	<b>34096900</b>

**LBS-MIS-II**

**Statement showing Disbursement & Outstanding for the quarter ended 30.06.2019**

(No. in actuals, Amt. in Thousands)

Small Financial Banks					
BANK NAME					
Sr No.	Categories	Disbursements upto the end of current quarter		Outstandings up to the end of current quarter	
		Number	Amount	Number	Amount
<b>1</b>	<b>Priority Sector</b>				
<b>1A</b>	<b>Agriculture Advances = Total of 1A(i)+ 1A(ii)+ 1A(iii)</b>	<b>133090</b>	<b>4991500</b>	<b>803096</b>	<b>18521200</b>
1A(i)	Farm Credit	133090	4991500	803096	18521200
1A(ii)	Agriculture Infrastructure	0	0	0	0
1A(iii)	Ancillary Activities	0	0	0	0
<b>1B</b>	<b>Micro, Small and Medium Enterprises ( Total of 1B(i)+1B(ii)+1B(iii)+1B(iv)+1B(v)</b>	<b>51021</b>	<b>2044100</b>	<b>299376</b>	<b>7474600</b>
1B(i)	Micro Enterprises( Manufacturing + Service Advances )	51021	2044100	299376	7474600
1B(ii)	Small Enterprises( Manufacturing + Service Advances )	0	0	0	0
1B(iii)	Medium Enterprises( Manufacturing + Service Advances )	0	0	0	0
1B(iv)	Khadi and Village Industries	0	0	0	0
1B(v)	Others under MSMEs	0	0	0	0
<b>1C</b>	<b>Export Credit</b>	<b>0</b>	<b>0</b>	<b>0</b>	<b>0</b>
<b>1D</b>	<b>Education</b>	<b>0</b>	<b>0</b>	<b>0</b>	<b>0</b>
<b>1E</b>	<b>Housing</b>	<b>296</b>	<b>21700</b>	<b>3151</b>	<b>243700</b>
<b>1F</b>	<b>Social Infrastructure</b>	<b>0</b>	<b>0</b>	<b>0</b>	<b>0</b>
<b>1G</b>	<b>Renewable Energy</b>	<b>0</b>	<b>0</b>	<b>0</b>	<b>0</b>
<b>1H</b>	<b>Others</b>	<b>19781</b>	<b>699200</b>	<b>151008</b>	<b>3222400</b>
<b>2</b>	<b>Sub Total ( 1A+1B+1C+1D+1E+1F+1G+1H)</b>	<b>204188</b>	<b>7756500</b>	<b>1256631</b>	<b>29461900</b>
<b>3</b>	<b>Loans to Weaker Sections under Priority Sector</b>	<b>175870</b>	<b>6648700</b>	<b>1129350</b>	<b>26370900</b>
<b>4</b>	<b>Non-Priority Sector</b>				
4A	Agriculture	0	0	197	900
4B	Education	0	0	0	0
4C	Housing	25	16500	223	113900
4D	Personal Loans under Non-Priority Sector	0	0	0	0
4E	Others	1345	113700	11294	586900
<b>5</b>	<b>Sub Total (4A+4B+4C+4D+4E)</b>	<b>1370</b>	<b>130200</b>	<b>11714</b>	<b>701700</b>
	<b>TOTAL ( 2+5)</b>	<b>205558</b>	<b>7886700</b>	<b>1268345</b>	<b>30163600</b>



### LBS-MIS-III

**Statement showing Achievement vis-a-vis Targets for the quarter ended 30.06.2019**

(No. in actuals, Amt. in Thousands)

BANK NAME	Small Financial Banks				
		Number	Amount	Number	Amount
<b>1</b>	<b>Priority Sector</b>				
<b>1A</b>	<b>Agriculture Advances = Total of 1A(i)+ 1A(ii)+ 1A(iii)</b>	<b>170368</b>	<b>24037000</b>	<b>78.12</b>	<b>20.77</b>
1A(i)	Farm Credit	160368	20333900	82.99	24.55
1A(ii)	Agriculture Infrastructure	7614	1759100	0.00	0.00
1A(iii)	Ancillary Activities	2386	1944000	0.00	0.00
<b>1B</b>	<b>Micro, Small and Medium Enterprises ( Total of 1B(i)+1B(ii)+1B(iii)+1B(iv)+1B(v)</b>	<b>53324</b>	<b>6092600</b>	<b>95.68</b>	<b>33.55</b>
1B(i)	Micro Enterprises( Manufacturing + Service Advances )	25591	1827500	199.37	111.85
1B(ii)	Small Enterprises( Manufacturing + Service Advances )	10672	1523600	0.00	0.00
1B(iii)	Medium Enterprises( Manufacturing + Service Advances )	620	1097400	0.00	0.00
1B(iv)	Khadi and Village Industries	0	0	0.00	0.00
1B(v)	Others under MSMEs	16441	1644100	0.00	0.00
<b>1C</b>	<b>Export Credit</b>	<b>0</b>	<b>0</b>	<b>0.00</b>	<b>0.00</b>
<b>1D</b>	<b>Education</b>	<b>0</b>	<b>0</b>	<b>0.00</b>	<b>0.00</b>
<b>1E</b>	<b>Housing</b>	<b>0</b>	<b>0</b>	<b>0.00</b>	<b>0.00</b>
<b>1F</b>	<b>Social Infrastructure</b>	<b>0</b>	<b>0</b>	<b>0.00</b>	<b>0.00</b>
<b>1G</b>	<b>Renewable Energy</b>	<b>0</b>	<b>0</b>	<b>0.00</b>	<b>0.00</b>
<b>1H</b>	<b>Others</b>	<b>34220</b>	<b>1711000</b>	<b>57.81</b>	<b>40.86</b>
<b>2</b>	<b>Sub Total ( 1A+1B+1C+1D+1E+1F+1G+1H)</b>	<b>257912</b>	<b>31840600</b>	<b>79.17</b>	<b>24.36</b>
<b>3</b>	<b>Loans to Weaker Sections under Priority Sector</b>	<b>0</b>	<b>0</b>	<b>0.00</b>	<b>0.00</b>
<b>4</b>	<b>Non-Priority Sector</b>				
<b>4A</b>	<b>Agriculture</b>	<b>0</b>	<b>0</b>	<b>0.00</b>	<b>0.00</b>
<b>4B</b>	<b>Education</b>	<b>0</b>	<b>0</b>	<b>0.00</b>	<b>0.00</b>
<b>4C</b>	<b>Housing</b>	<b>0</b>	<b>0</b>	<b>0.00</b>	<b>0.00</b>
<b>4D</b>	<b>Personal Loans under Non-Priority Sector</b>	<b>0</b>	<b>0</b>	<b>0.00</b>	<b>0.00</b>
<b>4E</b>	<b>Others</b>	<b>11293</b>	<b>2256300</b>	<b>11.91</b>	<b>5.04</b>
<b>5</b>	<b>Sub Total (4A+4B+4C+4D+4E)</b>	<b>11293</b>	<b>2256300</b>	<b>12.13</b>	<b>5.77</b>
	<b>TOTAL ( 2+5)</b>	<b>269205</b>	<b>34096900</b>	<b>76.36</b>	<b>23.13</b>